
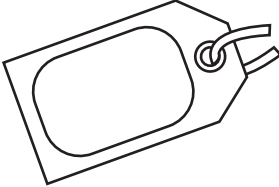

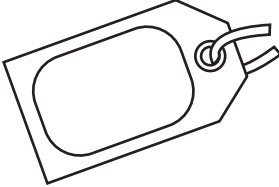

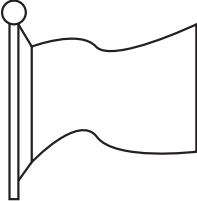
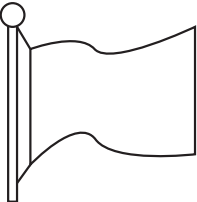



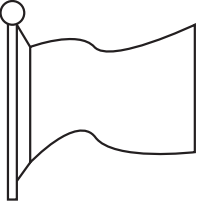



Sounds All Around: Practicing "-ag" and "-at" Words

Part 1: Rhyming Words -- Saying "-ag" Sounds

Directions: Say each word out loud as you draw a line from the triangle (▲) to the star (★).

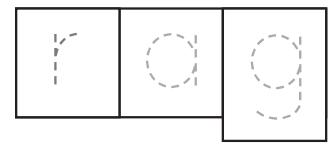
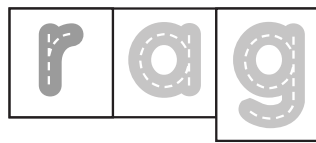
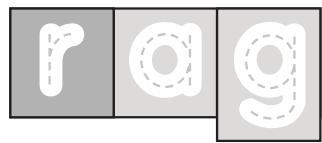
▲  ● rag	▲  ● tag	▲  ● bag
 ● tag	 ● rag	 ● flag
●  flag	●  bag	●  rag
 ● bag ★	 ● flag ★	 ● tag ★

Sounds All Around: Practicing "-ag" and "-at" Words

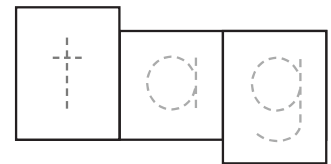
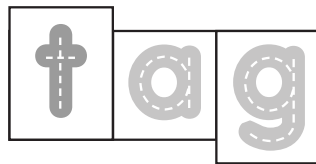
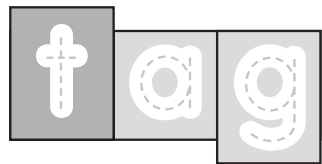

Part 2: Writing "-ag" Words

Directions: Say the word out loud. Then, say the sound of each letter as you trace it two times. Then, say the word out loud again.

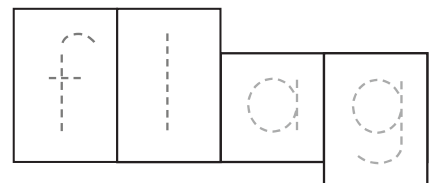
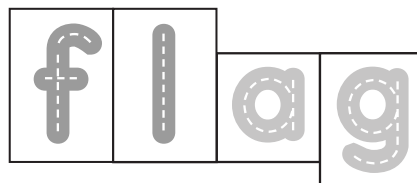
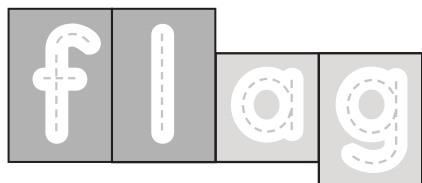
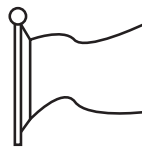
rag



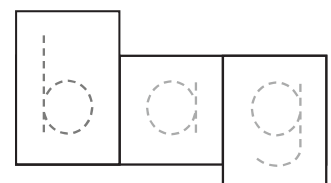
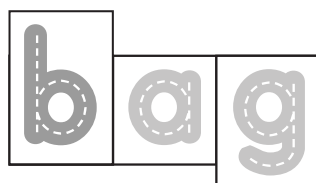
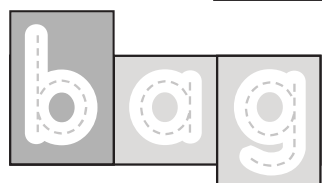
tag



flag











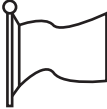



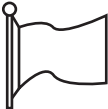


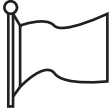



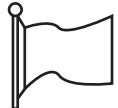






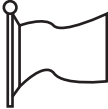



bag



Sounds All Around: Practicing "-ag" and "-at" Words

Part 3: Rhyming Words -- Saying "-at" Sounds

Directions: Draw a line from the triangle (▲) to the star (★). Connect cat (🐱), bat (🦇), hat (🎩), and rat (🐭). Say the words out loud. **Note:** Your child should connect the "rat" to the "cat" again to begin another sequence. Make sure your child draws vertical or horizontal lines. There are no diagonal lines.

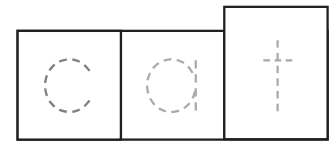
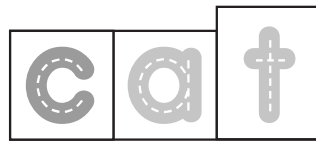

<p>tag</p> 	<p>rat</p> 	<p>hat</p> 	<p>bat</p> 	<p>▲</p> <p>cat</p> 
<p>rag</p> 	<p>cat</p> 	<p>jam</p> 	<p>flag</p> 	<p>tag</p> 
<p>jam</p> 	<p>bat</p> 	<p>flag</p> 	<p>bag</p> 	<p>rag</p> 
<p>flag</p> 	<p>hat</p> 	<p>rag</p> 	<p>tag</p> 	<p>flag</p> 
<p>bag</p> 	<p>rat</p> 	<p>cat</p> 	<p>bat</p> 	<p>hat</p> 
<p>tag</p> 	<p>flag</p> 	<p>jam</p> 	<p>bag</p> 	<p>rat</p> 
				<p>★</p>

Sounds All Around: Practicing "-ag" and "-at" Words

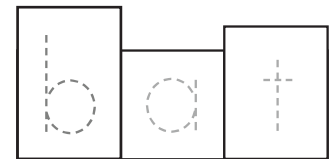
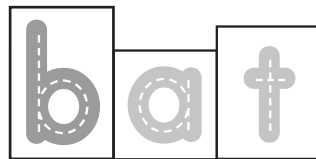
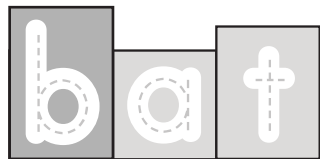
Part 4: Writing "-at" Words

Directions: Say the word out loud. Then, say the sound of each letter as you trace it two times. Then, say the word out loud again.

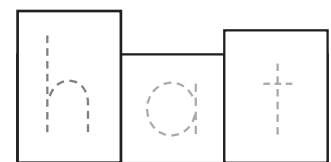
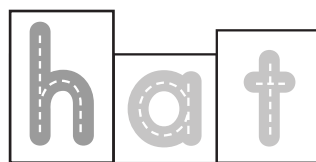
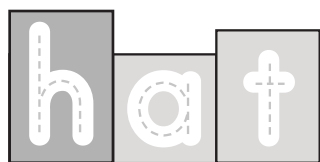

cat



bat



hat



rat

