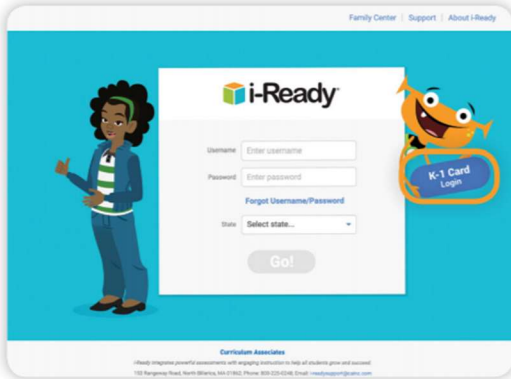
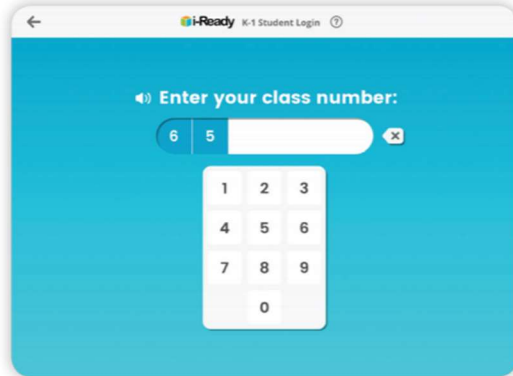


## Student Instructions

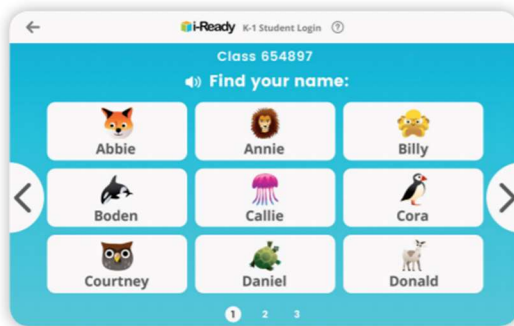
- 1 **Log In:** Students click on the K-1 Card button on the *i-Ready* login page.



- 2 **Class Number:** Students enter a six-digit number that identifies their class.



- 3 **Student Name:** Students find their name or personal icon on their class roster.



- 4 **Picture Code:** Students enter a picture code composed of three icons.

