

2017-2018

State of the Englewood

Public Schools



Robert Kravitz, Superintendent

Introduction

- * current issues
- * state of district
- * outlook



Short term goals from 2016

- Create tutoring program for McCloud and Janis Dismus
- Evaluate programs we use for remediation
- Immediately change the process of hiring
- Create relationships with Higher Education institutions
- Work on new systems for communications

Short term goals from 2016

- Develop financial systems to reduce audit recommendations
- Conduct ROI analysis on programs
- Train Guidance department in Naviance
- SAT Tutoring for HS students

Academic Achievement
Cutting edge programs and offerings
Digital information
Diversity
Opportunities for all students



QSAC

Quality Single Accountability Continuum

DPR Areas	2014	2015	2016
Instruction & Program	39%	18%	
Fiscal Management	86%	86%	
Governance	72%	42%	
Operations	90%	90%	
Personnel	60%	40%	



Finances



Academics



Facilities / Technology



Personnel

Personnel

- Electronic sign in system (biometrics)
- Audit of all certificated staff members
- Attendance records were updated and recorded.
- Recruiting fairs and using databases of universities

Curriculum

- Trained 60% of teachers (K-6) on Orton-Gillingham
- Began readers and writers program in district
- Re-wrote curriculum
 - Language Arts (September 2016)
 - Math (September 2016)
 - Science (September 2016)
 - Social Studies (September 2016)
 - Health & Physical Education (October 2017)
 - Visual & Performing arts (December 2017)

Curriculum

Textbook Purchases

Language Arts

Math

Social Studies

Science (2017)

Curriculum

Instructional Coaches

HMH 200 sessions of professional development

PD after school or weekends

Technology

- What we have done.....
 - \$900,000 network infrastructure rebuild
 - Budgeted purchase of devices
 - Goal: 1:1 ratio

Programming Changes

- 47% of 2016-17 Dwight Morrow 9th graders received college credit for the ED 101 class
- Goal 100% of the 2017-2018 Dwight Morrow 9th graders will receive college credit for ED 101 class
- Increase the number of AP registered students:
2016-17 (166) 2017-2018 (688)

Programming Changes

- Options for current 10th, 11th, and 12th to take college classes during 5th period lunch. Potential for 3-6 college credits (2017-2018)
- Lunch programs for credit recovery, PARCC prep and SAT prep (2017-2018)
- Exactpath, K-8, as a new tool designed for remedial work both at home and school as well as obtaining baseline on every student.

Future programs

- Working with FDU and a private technology firm to create a new programming on our campus
- Expansion of our Footsteps to brilliance application for devices, currently 7million words learned.
- Focus on instruction to increase test scores
- Unpack our curriculum and allow it to grow based on student needs.

Future programs

- Expansion of our pre-school
- Continued expansion of our college programs.
- Expansion of our language programs.
- Insure academic success for every child in our district

Academics

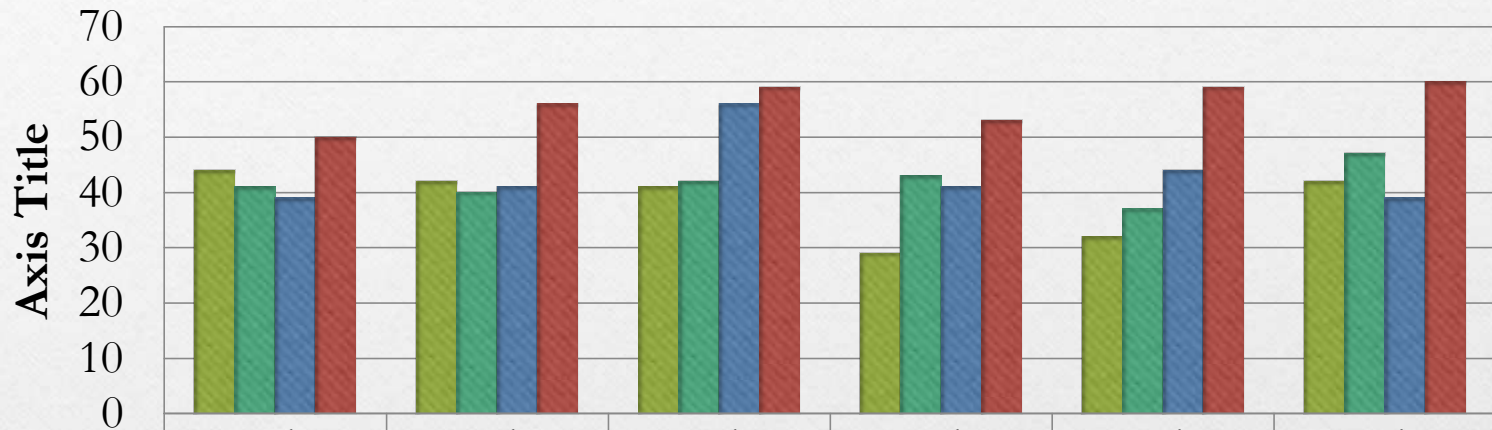
➤ Concerns ahead

- Test Scores
- Instruction

Percent of Students that Met or Exceeded Expectations

ELA Grades 3 Through 8

Chart Title

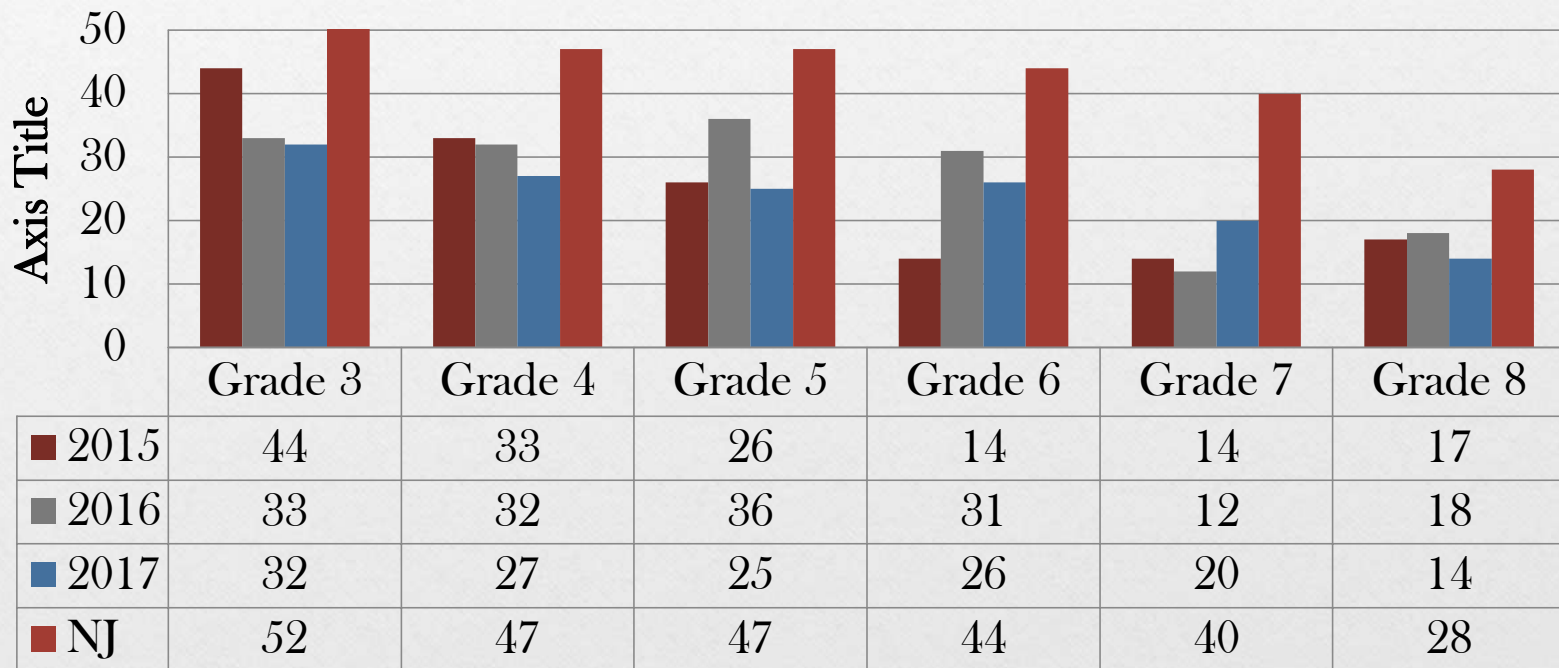


	Grade 3	Grade 4	Grade 5	Grade 6	Grade 7	Grade 8
2015	44	42	41	29	32	42
2016	41	40	42	43	37	47
2017	39	41	56	41	44	39
NJ	50	56	59	53	59	60

Percent of Students that Met or Exceeded Expectations

Mathematics Grades 3 Through 8

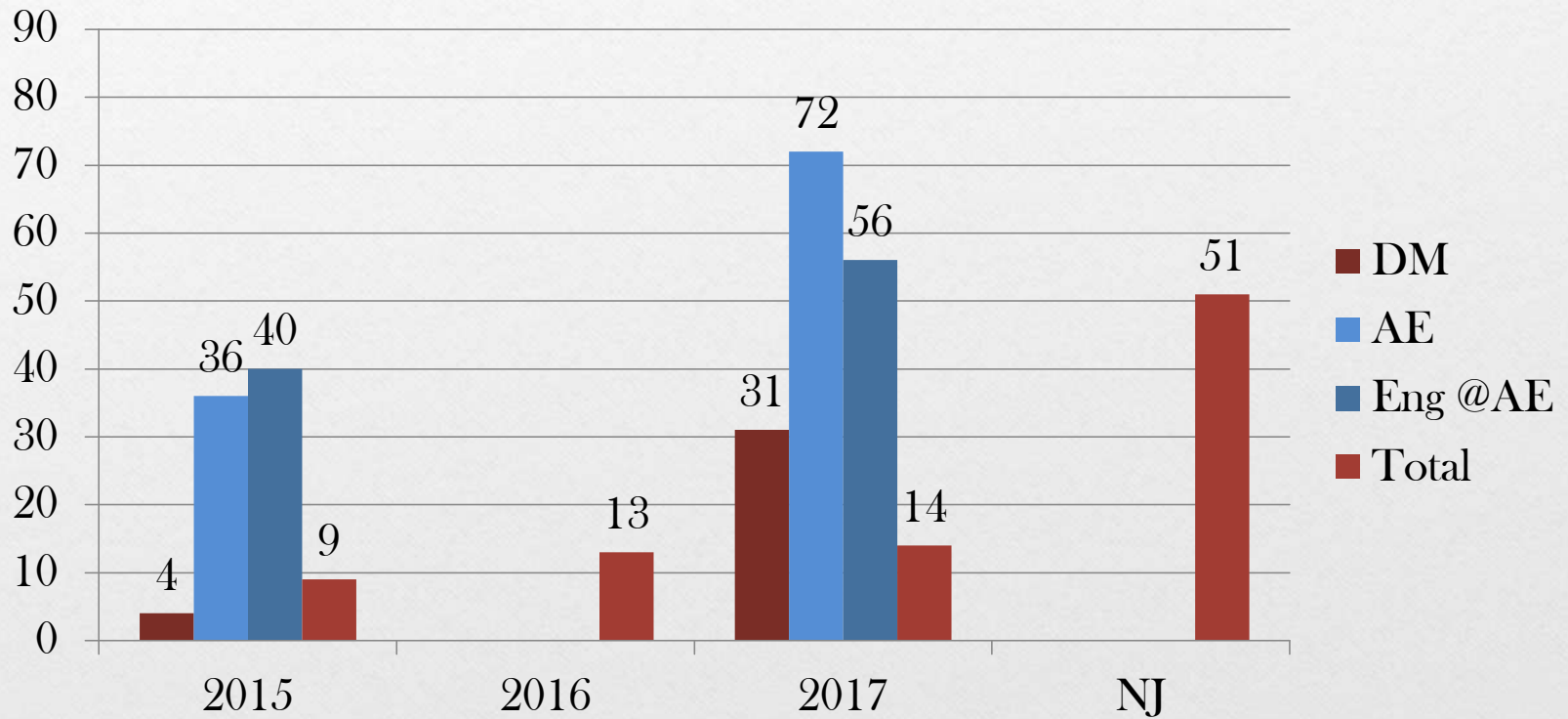
Chart Title



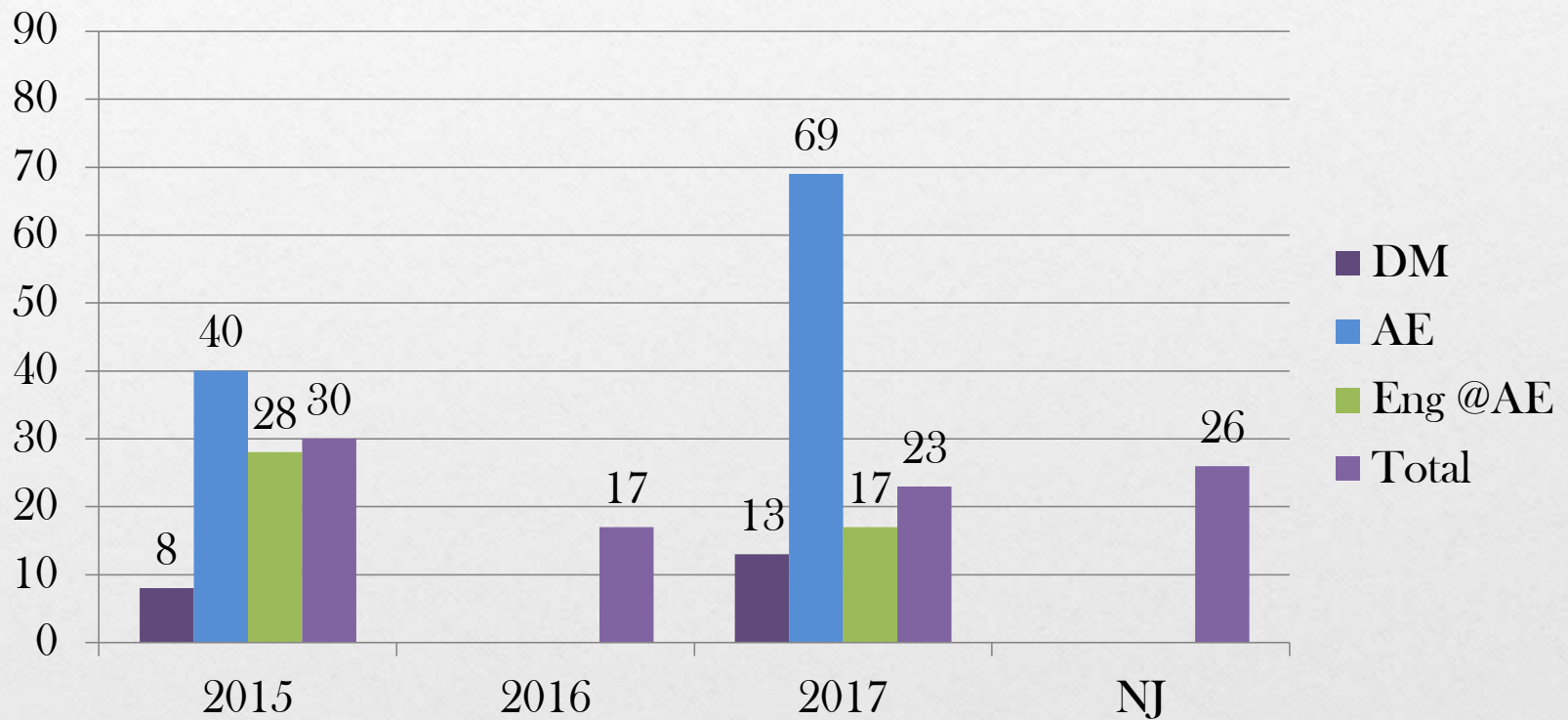
8th grade math includes 41% passing Algebra, 5% passing 8th grade math

Percent of Students that Met or Exceeded Expectations

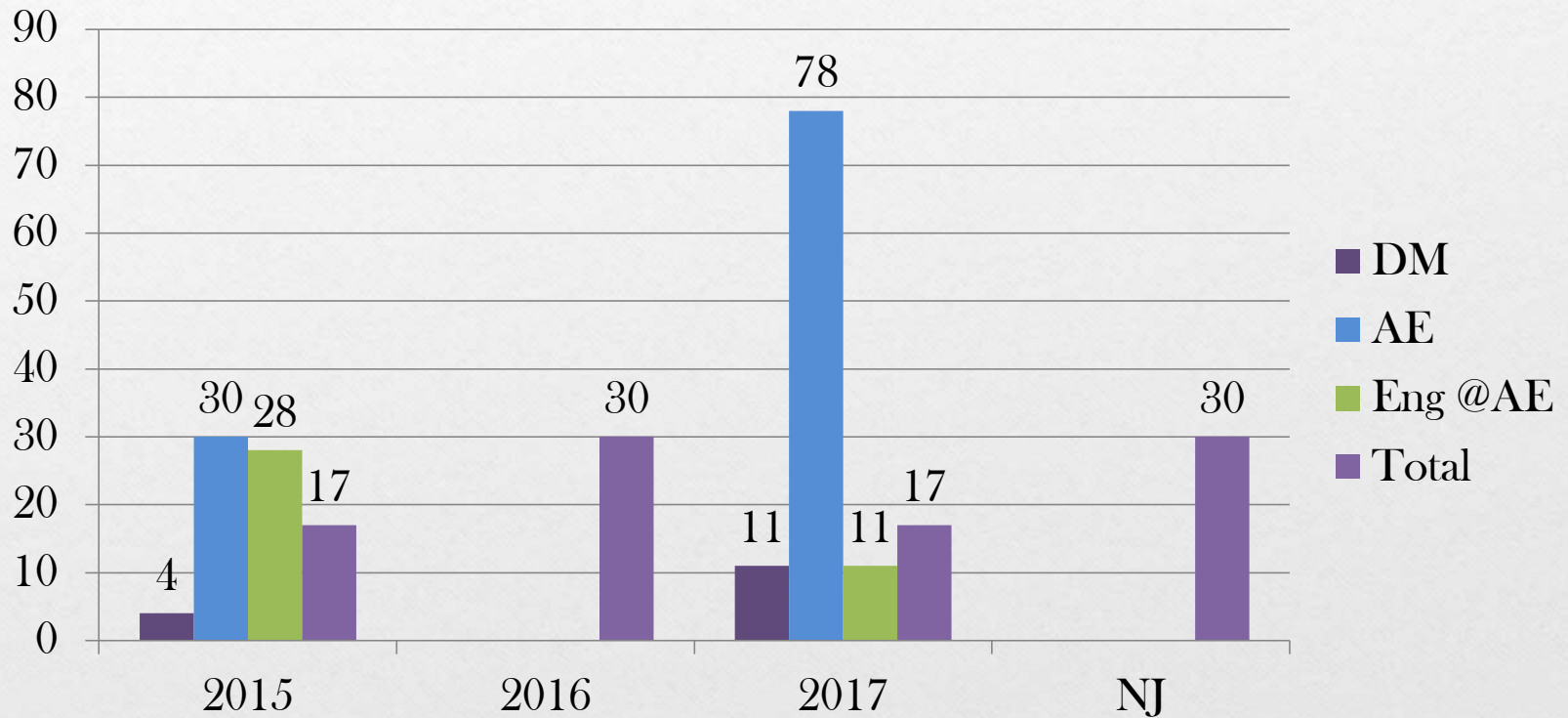
Algebra 1



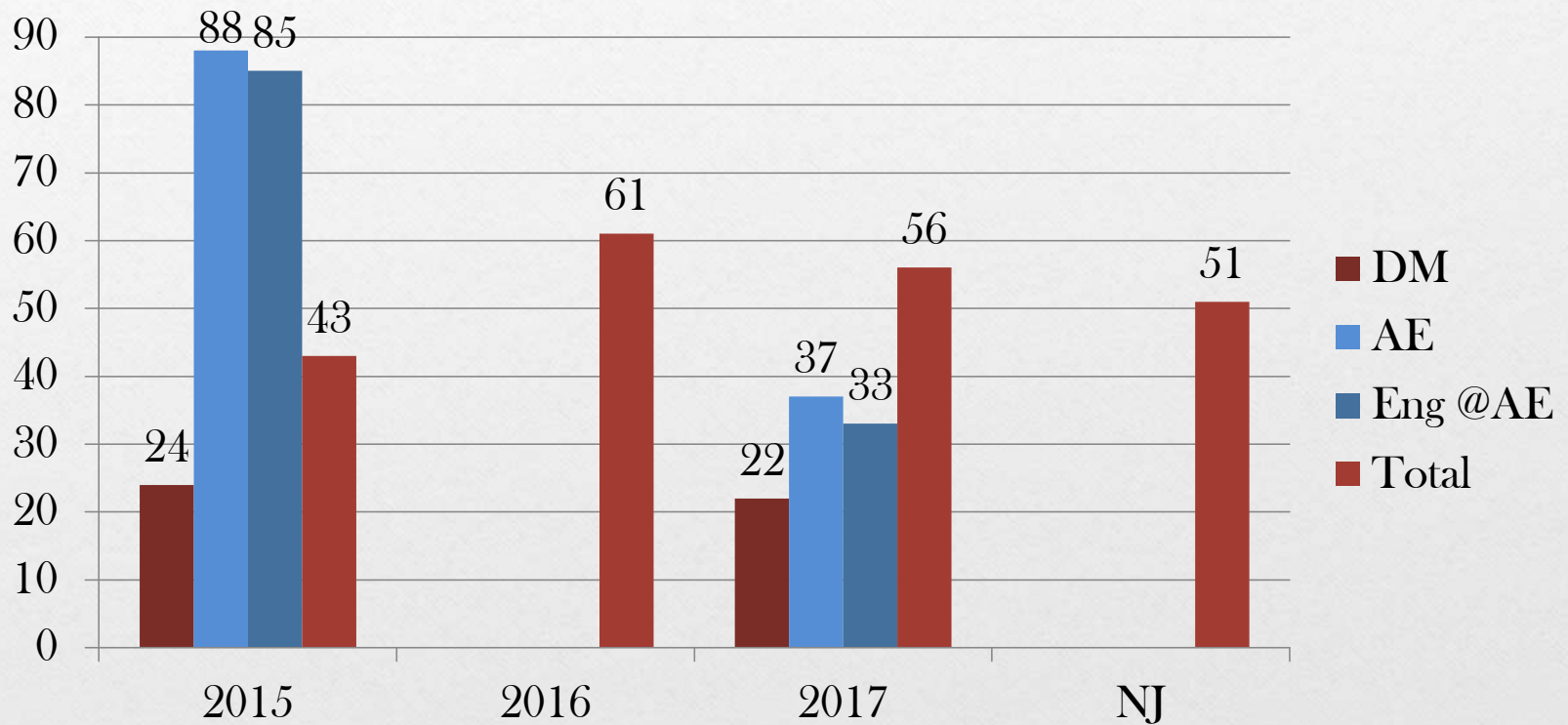
Percent of Students that Met or Exceeded Expectations Algebra II



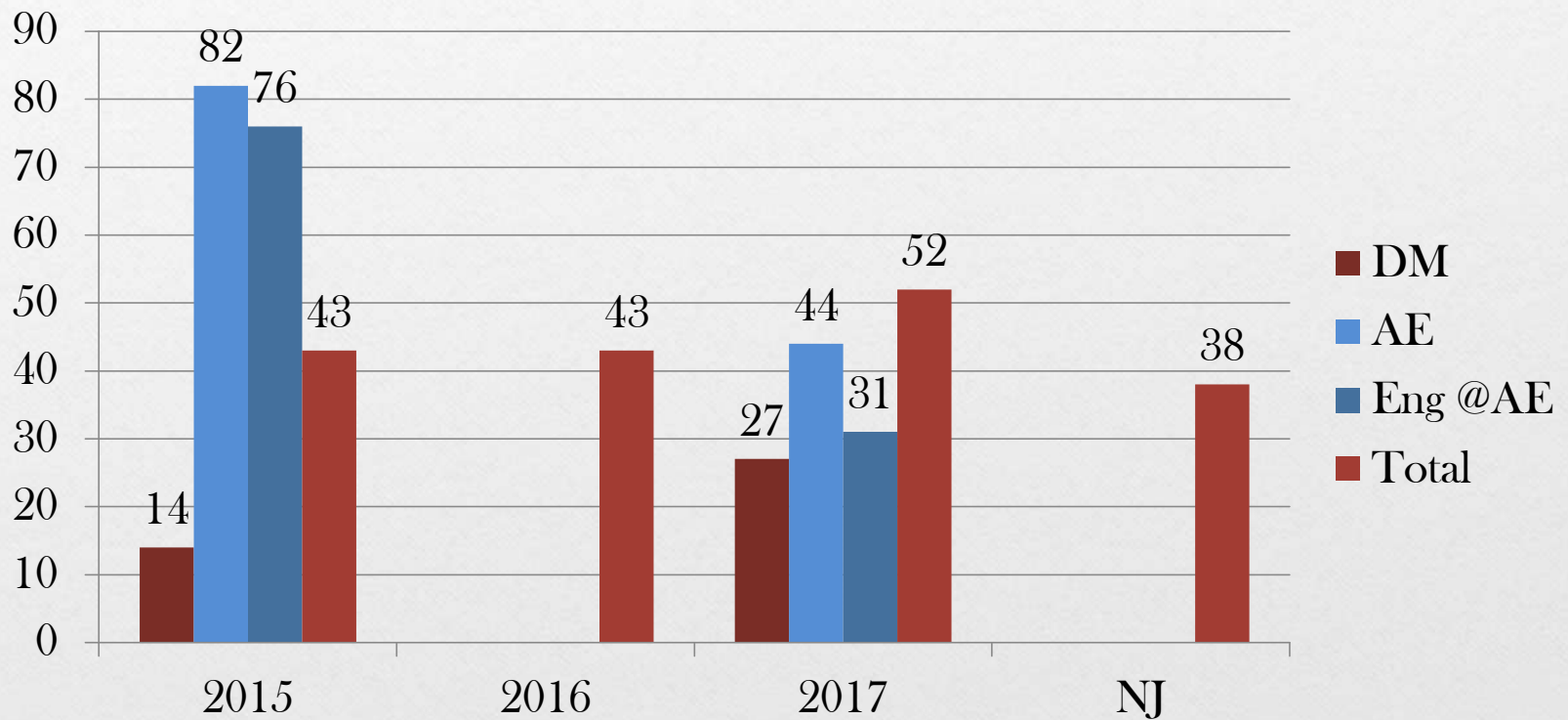
Percent of Students that Met or Exceeded Expectations Geometry



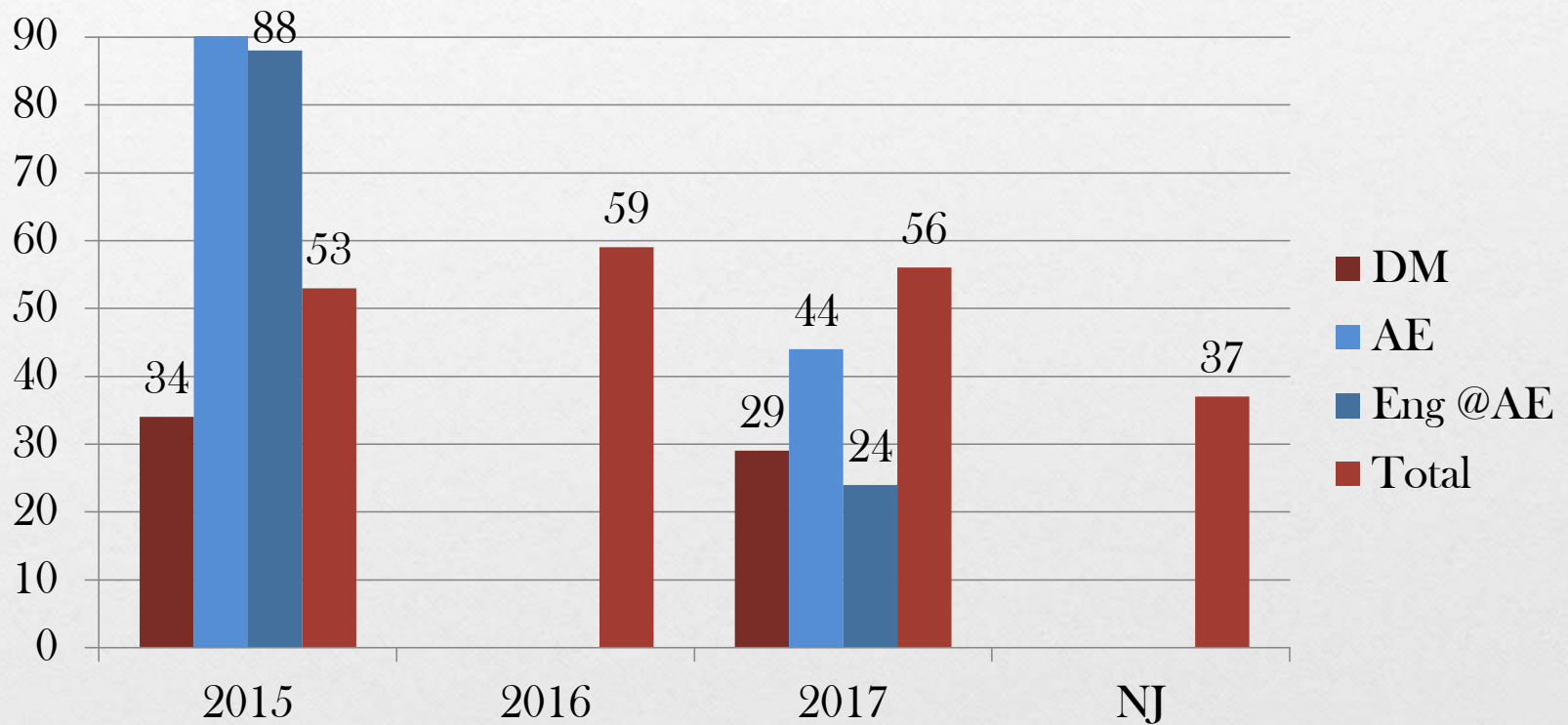
Percent of Students that Met or Exceeded Expectations ELA Grades 9



Percent of Students that Met or Exceeded Expectations ELA Grades 10



Percent of Students that Met or Exceeded Expectations ELA Grades 11



Graduation rates

2015 82.1%

2016 86.5%

2017 87.3%

Where do we go
from here?

Long Term Goals

- Implement the pathways programs
- Develop better relationships within the city
- Raise test scores
- Increase graduation rate
- Maintain budget restrictions
- Reduce audit recommendations
- Higher scores on QSAC
- Increase enrollment of Englewood Students

Thank you!

