

**Wills Point Independent School District**

**Wills Point Middle School**

**2017-2018 Campus Improvement Plan**

Wills Point Independent School District



Rich in Tradition...Driven by Innovation

# Mission Statement

Wills Point Middle School will create a safe and supportive learning environment that nurtures students to become responsible, compassionate citizens who continually strive for success.

# Vision

All students will strive for excellence as they develop from learners today to become leaders of tomorrow.

# Campus Motto

Learners today, leaders tomorrow

# Comprehensive Needs Assessment

## Demographics

### Demographics Summary

Wills Point Middle School is located off Highway 80 in Wills Point, Texas, a small northeast Texas community. Our district serves students in Van Zandt and Kaufman Counties. According to our Fall 2016 PEIMS report, the enrollment for Wills Point Middle School is 365 students for fifth-sixth grades. Demographics consist of: 51% Male, 49% Female, 66% White, 23.8% Hispanic, 5.5% African American, 3.8% of Two or More Races, and less than 1% American Indian/Alaskan. Special populations include: 6.3% English Language Learners, 10.1% Special Education, 8.5% Gifted and Talented, 65.5% Economically Disadvantaged, 62.5% At Risk. Our annual attendance rate was 95.93%.

WPMS employs 27 certified teachers, 10 paraprofessionals, 2 office staff, and 2 administrators.

Parental involvement is low, but we have some support for our Meet the Teacher Night, Open House, Family Curriculum Night, Awards Assemblies every nine weeks, and special programs throughout the year. Our campus strives to make continued effort in community involvement. We participate in our annual Back to School Fair, Homecoming Carnival, Boo on the Bricks, community support with our Back Pack Program, monthly PTO meetings, and weekly community involvement with math tutoring volunteers.

### Demographics Strengths

1. The majority of our staff members have over ten years experience in education.
2. All teachers are highly qualified.

### Problem Statements Identifying Demographics Needs

**Problem Statement 1:** The latest TAPR report shows 62.2% of students are identified as economically disadvantaged, and 60.3% are identified as at-risk. Both of these are above the state averages of 59.0% for economically disadvantaged and 50.1% for at-risk.

## Student Academic Achievement

### Student Academic Achievement Summary

For the 2015-2016 school year, Wills Point Middle School met all four targets:

- Index 1 - Student Achievement. WPMS Score: 71 (state target score = 60)
- Index 2 - Student Progress. WPMS Score: 44 (state target score = 30)
- Index 3 - Closing Performance Gaps. WPMS Score: 37 (state target score = 26)
- Index 4 - Post-Secondary Readiness. WPMS Score 27 (state target score = 13)

These scores result in Wills Point Middle School receiving a **2016 Texas Accountability Met Standard** rating. The campus also earned one Distinction: **Top 25 Percent Student Progress.**

Although we are proud of our scores, we know there is much more work to be done. On the 2016 STAAR, the following scores for all grades show the percentage at Phase-In Satisfactory Standard or Above:

- All Subjects - 71% (State 75% and District 67%)
- Reading - 66% (State 73% and District 64%)
- Math - 82% (State 76% and District 70%)
- Science - 60% (State 79% and District 75%)

### Student Academic Achievement Strengths

1. 100% of our 5th grade GT students scored in the "mastery" (formally known as "commended" or "advanced") on their Reading STAAR 2017.
2. 5th and 6th grade math exceeded growth expectations on MAP testing.
3. The campus earned a distinction in Top 25 Percent Progress on 2016 STAAR,

## **Problem Statements Identifying Student Academic Achievement Needs**

**Problem Statement 1:** According to STAAR data, subpop groups are performing lower in reading and science than in math. **Root Cause:** More training is needed on using data to drive instruction and differentiation.

**Problem Statement 2:** Reading and science STAAR scores are lower than state averages. **Root Cause:** Additional profession development and resources needed to promote rigor and accountability.

**Problem Statement 3:** RtI tiered interventions and intensive instruction is not showing effective growth. **Root Cause:** Fidelity and consistency of programs needs to be better structured in order to maximize results.

## School Processes & Programs

### School Processes & Programs Summary

Wills Point Middle School will be implementing a new curriculum that is supported by scientifically-based research and is aligned vertically and with the TEKS. Data from MAP, curriculum assessments, released STAAR resources, and informal assessments are used to drive instruction, and planning is done through departments. The implementation of a campus instructional coach will be an integral part of this continued process.

Our daily schedule consists of six one-hour periods and a thirty minute Advisory class, where students receive tailored instruction based on their needs. All students have physical education every day. Fifth graders receive technology class four times a week and music once a week, while sixth graders select from art or band as an elective. Gifted and talented students have contained core content classes with teachers that have met the state requirements for teaching GT students. We offer the following organizations on our campus: First Paws, Men of Honor, Ladies of Honor, Science Club, and Morning Math Help.

### School Processes & Programs Strengths

- 1, Departments have common planning times for professional learning community meetings and planning.
2. WPMS has an instructional coach on campus for 2017-2018.
3. Integration of technology has increased due to classroom sets of Chromebooks.

### Problem Statements Identifying School Processes & Programs Needs

**Problem Statement 1:** Lessons need to integrate ELPS to help language acquisition skills. **Root Cause:** An increased population of ELL students

**Problem Statement 2:** Students are not aware of academic strengths and weaknesses or set goals to increase performance. **Root Cause:** There is no student data tracking system in place for students to complete.

## Perceptions

### Perceptions Summary

Based off of parent surveys, parents feel that Wills Point Middle School is a welcoming place and communication is perceived as positive. Teachers communicate through parent conferences and phone calls, emails, and Remind. Parents also believe that their children are making academic progress and receive academic help when needed. The school utilizes the WPMS webpage, WPMS Facebook page, mail outs, and the newspaper and school marquee.

On our webpage, parents are given some resources to refer to, as well as online copies of content journals. Parental involvement on campus is lacking, but we have several parents attend academic pep rallies, evening events such as band concerts, open house, and curriculum night.

Our campus Site Based Improvement Committee is made up of administrators, teachers, parents, and community members. We feel that their participation is imperative when making decisions about what is best for our students and the needs of the campus and community. Member meet throughtout the year to review information, reflect, and make plans for the future.

### Perceptions Strengths

1. Academic Pep Rallies are exciting and encouraging for the students, as well as provide an opportunity for parents to celebrate with their child in a school setting.
2. WPMS is involved in community engagement, participating in events such as the homecoming carnival, Boo on the Bricks, Family Curriculum Night, PTO, Art Show, music program, band concerts, Meet the Teacher, and Open House.

### Problem Statements Identifying Perceptions Needs

**Problem Statement 1:** There is a lack of communication translated into Spanish when needed to meet the needs of our Hispanic population. **Root Cause:** Additional personnel is needed to fulfill this need.

**Problem Statement 2:** Parental involvement is low. **Root Cause:** Opportunities for parental involvement is low and has not been promoted.

# Comprehensive Needs Assessment Data Documentation

The following data were used to verify the comprehensive needs assessment analysis:

## Improvement Planning Data

- District goals
- Campus goals
- Current and/or prior year(s) campus and/or district improvement plans
- Campus and/or district planning and decision making committee(s) meeting data

## Accountability Data

- Texas Academic Performance Report (TAPR) data
- Performance Index Framework Data: Index 1 - Student Achievement
- Performance Index Framework Data: Index 2 - Student Progress
- Performance Index Framework Data: Index 3 - Closing Performance Gaps
- Performance Index Framework Data: Index 4 - Postsecondary Readiness
- System Safeguards and Texas Accountability Intervention System (TAIS) data
- Accountability Distinction Designations
- PBMAS data
- Community and student engagement rating data



# Goals


**Goal 1: Wills Point Middle School will provide quality instruction to meet the needs of all students.**

**Performance Objective 1:** Reading scores will increase by 10% on the 2018 STAAR test.

**Evaluation Data Source(s) 1:** 2018 STAAR scores

**Summative Evaluation 1:**

| Strategy Description   | Monitor                       | Strategy's Expected Result/Impact   | Reviews   |     |     |           |
|--|-------------------------------|---|-----------|-----|-----|-----------|
|  |                               |   | Formative |     |     | Summative |
|  |                               |   | Dec       | Feb | Apr | July      |
| <b>System Safeguard Strategy</b><br><b>Critical Success Factors</b><br>CSF 1 CSF 2<br><br>1) Teachers will attend training before school starts to implement for reading comprehension strategies. | ELAR teachers                 | Students STAAR scores will show growth from the previous school year  |           |     |     |           |
| <b>Critical Success Factors</b><br>CSF 4<br><br>2) Instruction time will increase daily in ELAR from 60 minutes to 90 minutes.   | Principal<br>School Counselor | By increasing instruction time, teachers will be provided additional time to implement strategies and best practices. |           |     |     |           |









✔ = Accomplished  
 ➔ = Continue/Modify  
 ● = Considerable  
 ● = Some Progress  
 ● = No Progress  
 ✘ = Discontinue

**Goal 1:** Wills Point Middle School will provide quality instruction to meet the needs of all students.

**Performance Objective 2:** MAP scores will increase in reading and math from Fall 2017 to Spring 2018, with teachers monitoring student growth and setting goals with students.

**Evaluation Data Source(s) 2:** MAP data

**Summative Evaluation 2:**







| Strategy Description   | Monitor   | Strategy's Expected Result/Impact   | Reviews   |     |     |           |
|--|---|---|-----------|-----|-----|-----------|
|  |   |   | Formative |     |     | Summative |
|  |   |   | Dec       | Feb | Apr | July      |
| <p><b>Critical Success Factors</b><br/>CSF 1 CSF 2</p> <p>1) 1) Students will take the MAP test during the fall, winter, and spring to monitor student growth.</p>   | <p>5th and 6th Grade ELAR teachers<br/>5th and 6th Grade Math teachers<br/>5th grade Science teachers</p> | <p>Students will show progress on MAP data which will then show growth on the STAAR assessment.</p> |           |     |     |           |
| <p>  = Accomplished              = Continue/Modify              = Considerable              = Some Progress              = No Progress              = Discontinue         </p> |   |   |           |     |     |           |

**Goal 1:** Wills Point Middle School will provide quality instruction to meet the needs of all students.

**Performance Objective 3:** Implement weekly Professional Learning Community meetings to collaborate and analyze data to drive instruction.

**Evaluation Data Source(s) 3:** Quick Data Analysis Sheets completed by teachers after each assessment, and increased unit assessment scores in all core subjects

**Summative Evaluation 3:**

| Strategy Description   | Monitor  | Strategy's Expected Result/Impact  | Reviews   |     |     |           |
|--|--|--|-----------|-----|-----|-----------|
|  |  |  | Formative |     |     | Summative |
|  |  |  | Dec       | Feb | Apr | July      |
| <p><b>Critical Success Factors</b><br/>CSF 1 CSF 2</p> <p>1) Teachers will collaborate on student data in order to drive instruction. Reteach practices will be established, as well as ways to build upon strengths. Alignment of curriculum will also be evaluated and implemented.</p>  | <p>Teachers<br/>Instructional Coal<br/>Principal</p> | <p>Teachers will monitor student progress using a Data Analysis Sheet after each unit assessment to adjust instruction by spiraling in weaknesses and building on strengths.</p> |           |     |     |           |
| <p>  = Accomplished              = Continue/Modify              = Considerable              = Some Progress              = No Progress              = Discontinue         </p> |  |  |           |     |     |           |

**Goal 1:** Wills Point Middle School will provide quality instruction to meet the needs of all students.

**Performance Objective 4:** Utilize the campus Instructional Coach to provide professional development training, resources, and support for the staff.

**Evaluation Data Source(s) 4:** Teacher surveys and input

**Summative Evaluation 4:**







| Strategy Description   | Monitor                          | Strategy's Expected Result/Impact  | Reviews   |     |     |           |
|--|----------------------------------|--|-----------|-----|-----|-----------|
|  |                                  |  | Formative |     |     | Summative |
|  |                                  |  | Dec       | Feb | Apr | July      |
| 1) The instructional coach will observe in classrooms to provide support, ensure curriculum is aligned and Comal curriculum is implemented, and help determine needed professional development and/or resources. | Instructional Coach<br>Principal | The instructional coach will become as additional resource and help ensure quality instruction is taught, meeting the needs of all students. |           |     |     |           |
|  |                                  |  |           |     |     |           |

**Goal 1:** Wills Point Middle School will provide quality instruction to meet the needs of all students.

**Performance Objective 5:** Initiate a new SST process to identify and implement interventions targeted for student growth and closing performance gaps.

**Evaluation Data Source(s) 5:**

**Summative Evaluation 5:**







| Strategy Description   | Monitor   | Strategy's Expected Result/Impact   | Reviews   |     |     |           |
|--|---|---|-----------|-----|-----|-----------|
|  |   |   | Formative |     |     | Summative |
|  |   |   | Dec       | Feb | Apr | July      |
| <p><b>Critical Success Factors</b><br/>CSF 1 CSF 2</p> <p>1) Teachers will utilize data to determine interventions that meet the individual needs of each student. A committee will help determine appropriate interventions and time lines, as well as reconvene to determine progression or regression of implementations.</p>   | <p>Principal<br/>Counselor<br/>Instructional Coach<br/>SST Committee<br/>Teachers</p> | <p>Learning gaps will be closed due to interventions or additional procedures will be put in place for student achievement.</p> |           |     |     |           |
| <p>  = Accomplished              = Continue/Modify              = Considerable              = Some Progress              = No Progress              = Discontinue         </p> |   |   |           |     |     |           |

**Goal 2: Wills Point Middle School will invite parents and community members as welcomed partners in the education of all students.**

**Performance Objective 1:** Wills Point Middle School will increase parent communication to promote parent participation at school events by 25%.

**Evaluation Data Source(s) 1:** Parent sign-in sheets and agendas, Social Media, Remind, Peachjar

**Summative Evaluation 1:**

| Strategy Description   | Monitor            | Strategy's Expected Result/Impact   | Reviews   |     |     |           |
|--|--------------------|---|-----------|-----|-----|-----------|
|  |                    |   | Formative |     |     | Summative |
|  |                    |   | Dec       | Feb | Apr | July      |
| <p><b>Critical Success Factors</b><br/>CSF 5</p> <p>1) Campus will post campus information on the Middle School Facebook page and website, send out Remind messages, as well as Peachjar flyers.</p>   | Principal Teachers | Parents will be informed of events on campus, which will lead to increased parent participation at school events. |           |     |     |           |
| <p>  = Accomplished              = Continue/Modify              = Considerable              = Some Progress              = No Progress              = Discontinue         </p> |                    |   |           |     |     |           |







**Goal 2:** Wills Point Middle School will invite parents and community members as welcomed partners in the education of all students.

**Performance Objective 2:** Wills Point Middle School will increase parent and community participation by implementing three additional parent/community activities per year.

**Evaluation Data Source(s) 2:** Parent surveys at the end of the year

**Summative Evaluation 2:**

| Strategy Description  | Monitor                          | Strategy's Expected Result/Impact  | Reviews   |     |     |           |
|---|----------------------------------|--|-----------|-----|-----|-----------|
|   |                                  |  | Formative |     |     | Summative |
|   |                                  |  | Dec       | Feb | Apr | July      |
| <p><b>Critical Success Factors</b><br/>CSF 5</p> <p>1) Will Point Middle School will host Dinner with a Gentleman, promoting male role models in students' lives. Male community members will be invited to speak on the importance of being present and examples of opportunities to get involved.</p> | Principal<br>Assistant Principal | Students will have an opportunity to spend quality time with male role models, and the men will get encouragement for school and student involvement.  |           |     |     |           |
| <p><b>Critical Success Factors</b><br/>CSF 5</p> <p>2) Wills Point Middle School will host a Talent Show in the spring, showcasing Middle School students and staff.</p>  | Principal<br>Assistant Principal | Students will have an opportunity to present talents to the parents and community.   |           |     |     |           |
| <p><b>Critical Success Factors</b><br/>CSF 5</p> <p>3) Wills Point Middle School will host Reading Under the Stars in the spring, where parents and students will be provided dinner and invited to read with their child/children.</p>   | Principal<br>Assistant Principal | Students will get to share with their parents what they are reading and have an opportunity to discuss the characters and plot, and the parents will have an opportunity to read with their child. |           |     |     |           |

 = Accomplished  
  = Continue/Modify  
  = Considerable  
  = Some Progress  
  = No Progress  
  = Discontinue

**Goal 3: Wills Point Middle School will increase student attendance to 98%.**

**Performance Objective 1:** Students will be rewarded for perfect attendance at Academic Assemblies.

**Evaluation Data Source(s) 1:**

**Summative Evaluation 1:**

| Strategy Description   | Monitor                  | Strategy's Expected Result/Impact   | Reviews   |     |     |           |
|--|--------------------------|---|-----------|-----|-----|-----------|
|  |                          |   | Formative |     |     | Summative |
|  |                          |   | Dec       | Feb | Apr | July      |
| 1) All students that have perfect attendance will be put in for a cash drawing and gift certificate from a local restaurant. | PEIMS Clerk<br>Principal | Students will be driven to have perfect attendance by the cash prize and recognition. |           |     |     |           |
|  |                          |   |           |     |     |           |









**Goal 3:** Wills Point Middle School will increase student attendance to 98%.

**Performance Objective 2:** Teachers will plan and present engaging lessons that encourage students' desire to be in attendance.

**Evaluation Data Source(s) 2:** Walk-through and formal observation data

**Summative Evaluation 2:**







| Strategy Description   | Monitor   | Strategy's Expected Result/Impact  | Reviews   |     |     |           |
|--|---|--|-----------|-----|-----|-----------|
|  |   |  | Formative |     |     | Summative |
|  |   |  | Dec       | Feb | Apr | July      |
| <p><b>Critical Success Factors</b><br/>CSF 1</p> <p>1) Teachers will implement research-based strategies that encourage student-led participation.</p>   | Principal<br>Assistant Principal<br>Instructional Coach | Students will have a higher attendance rate due to motivation to be at school. |           |     |     |           |
| <p>  = Accomplished              = Continue/Modify              = Considerable              = Some Progress              = No Progress              = Discontinue         </p> |   |  |           |     |     |           |

**Goal 4: Wills Point Middle School will improve student achievement for ELL students.**

**Performance Objective 1:** Increase achievement scores in district and state assessments by meeting the needs of our ELL students.

**Evaluation Data Source(s) 1:** Unit assessments, 2018 STAAR scores, TELPAS scores

**Summative Evaluation 1:**

| Strategy Description   | Monitor  | Strategy's Expected Result/Impact  | Reviews   |     |     |           |
|--|--|--|-----------|-----|-----|-----------|
|  |  |  | Formative |     |     | Summative |
|  |  |  | Dec       | Feb | Apr | July      |
| <p><b>System Safeguard Strategy</b></p> <p><b>Critical Success Factors</b><br/>CSF 1 CSF 2</p> <p>1) Teachers will provide additional support for ELL students by implementing additional strategies, through ELL accommodations and ELPS.</p>   | <p>Teachers<br/>Principal<br/>Assistant Principal<br/>School Counselor</p> | <p>ELL students will show student growth on unit assessments, 2018 STAAR tests, and 2018 TELPAS tests.</p> |           |     |     |           |
| <p>  = Accomplished            = Continue/Modify            = Considerable            = Some Progress            = No Progress            = Discontinue         </p> |  |  |           |     |     |           |

## System Safeguard Strategies

| <b>Goal</b> | <b>Objective</b> | <b>Strategy</b> | <b>Description</b>  |
|-------------|------------------|-----------------|---|
| 1           | 1                | 1               | Teachers will attend training before school starts to implement for reading comprehension strategies.                                 |
| 4           | 1                | 1               | Teachers will provide additional support for ELL students by implementing additional strategies, through ELL accommodations and ELPS. |