

Wills Point Independent School District

District Improvement Plan

2017-2018

Accountability Rating: Met Standard



COMMITTED • ENGAGED • PROUD

Mission Statement

The mission of Wills point Independent School District is to provide all learners with a safe environment and opportunities to become self-reliant, productive members of a technologically-driven, global society.

Vision

Wills Point Independent School district is a community that engages all learners in an exemplary educational program.

Value Statement

- We believe every student should be provided a safe learning environment.
- We believe every student should have individual learning opportunities.
- We believe students should learn to become self-reliant.
- We believe students should learn in a technology driven environment.
- We believe students should know how to live in a global society.

Comprehensive Needs Assessment

Demographics

Demographics Summary

Wills Point Independent School District is a rural district located in North East Texas roughly sixty miles east of the Dallas-Forth Worth Metroplex. The district has an enrollment of 2,411 students divided over five campuses. (Fall PEIMS 2017) Demographically, the district is made up of 67% white, 22.8% Hispanic, 5.1% African American, and 5% other. 63.8% of the students have been identified as economically disadvantaged and 40% at-risk. (Fall PEIMS 2017) WPISD employs 400 professional and support staff, and 14% are minority. The student to teacher ratio is fourteen to one. The Primary and Intermediate campuses have a school-wide Title I program.

Demographics Strengths

WPISD is successfully implementing a bilingual program in grades prek-2 while increasing the number of ESL certified teachers in other grade levels.

Problem Statements Identifying Demographics Needs

Problem Statement 1: As our student population changes our instruction will need to change in order to address individual student needs and to accommodate the diverse learners represented in our district. **Root Cause:** Root Cause: Employing staff to facilitate communication with parents and staff development in effective instruction for diverse learners.

Problem Statement 2: Continuing to seek more effective ways to communicate with and involve our parents (specifically our Spanish speaking parents, and our economically disadvantaged parents).

Student Academic Achievement

Student Academic Achievement Summary

Students are showing progress in most academic areas. The district report card shows an increase in each reporting category. College and career readiness in a district strength.

A high percentage of students are in need of academic interventions and supports.

Student Academic Achievement Strengths

Multiple campuses showed growth in reading, math, science and social studies. CTE courses offerings and participation continues to improve. The number of students taking college admission assessments has increased.

Problem Statements Identifying Student Academic Achievement Needs

Problem Statement 1: A high percentage of students are in need of academic interventions and supports. **Root Cause:** Faculty needs additional supports and training to improve tier I instructional practices and RTI process and intervention opportunities need to be streamlined

Problem Statement 2: A significant number of teachers have limited teaching experience. **Root Cause:** Recruitment of faculty is difficult due to housing options, locations of the district, and salary competition

Perceptions

Perceptions Summary

The district continues to improve the climate and culture. Teacher and student advisory groups in addition to surveys provide meaningful feedback for improvement and support. The values and beliefs of the district are aligned with district initiatives and expenditures.

Perceptions Strengths

The district has improved its communication with parents and the community. Faculty and staff are comfortable and willing to share concerns, suggestions, and positive feedback with district and campus leadership.

Problem Statements Identifying Perceptions Needs

Problem Statement 1: The district must continue to improve the overall perception of the district. **Root Cause:** Multiple changes in leadership throughout the district has created the need for consistent communication and transparency.

Comprehensive Needs Assessment Data Documentation

The following data were used to verify the comprehensive needs assessment analysis:

Improvement Planning Data

- District goals
- Campus goals
- Current and/or prior year(s) campus and/or district improvement plans
- Campus and/or district planning and decision making committee(s) meeting data

Accountability Data

- Texas Academic Performance Report (TAPR) data
- Accountability Distinction Designations
- PBMAS data
- Community and student engagement rating data
- Annual Measurable Achievement Objectives (AMAO) data

Student Data: Assessments

- State of Texas Assessments of Academic Readiness (STAAR) current and longitudinal results, including all versions
- STAAR End-of-Course current and longitudinal results, including all versions
- STAAR Released Test Questions
- Texas English Language Proficiency Assessment System (TELPAS) results
- SAT and/or ACT assessment data
- PSAT and/or ASPIRE
- Local diagnostic reading assessment data
- Local diagnostic math assessment data
- Local benchmark or common assessments data
- Observation Survey results

Student Data: Student Groups

- Race and ethnicity data, including number of students, academic achievement, discipline, attendance, and rates of progress between groups
- Economically Disadvantaged / Non-economically disadvantaged performance and participation data
- Male / Female performance and participation data
- Special education population, including performance, discipline, attendance, and mobility
- At-Risk population, including performance, discipline, attendance, and mobility
- ELL or LEP data, including academic achievement, support and accommodation needs, race, ethnicity, gender, etc.
- Career and Technical Education (CTE) data, including academic achievement, program growth, race, ethnicity, gender, etc.
- Section 504 data

- Gifted and talented data

Student Data: Behavior and Other Indicators

- Completion rates and/or graduation rates data
- Annual dropout rate data
- Attendance data
- Discipline records
- Class size averages by grade and subject

Employee Data

- Professional learning communities (PLC) data
- Staff surveys and/or other feedback
- Highly qualified staff data
- Teacher/Student Ratio
- Campus leadership data
- Campus department and/or faculty meeting discussions and data
- Professional development needs assessment data
- Evaluation(s) of professional development implementation and impact
- PDAS and/or T-TESS

Parent/Community Data

- Parent surveys and/or other feedback
- Parent Involvement Rate
- Community surveys and/or other feedback

Support Systems and Other Data

- Processes and procedures for teaching and learning, including program implementation
- Communications data
- Budgets/entitlements and expenditures data

Goals

Goal 1: Wills Point ISD will provide a quality instructional program to meet the needs of all students. WPISD will emphasize systemic instructional initiatives in literacy at all levels and in all content areas as measured by MAP data, state assessments, and or district assessments.

Performance Objective 1: By the end of the year, in grades K-12, the majority students will show at least one year's growth as indicated by local assessments, MAP, or STAAR / EOC Assessment.

Evaluation Data Source(s) 1: Local Assessments

STAAR

MAP

District Writing Rubrics (grades k, 1, 2, 3, 5, 6, 8, 11, & 12)

STAAR and District Writing Rubric (grades 4, 7, 9, & 10)

PD Agendas







Walkthrough data

Summative Evaluation 1:

Strategy Description	Monitor	Strategy's Expected Result/Impact	Reviews			
			Formative			Summative
			Dec	Feb	Apr	July
<p style="text-align: center;">Equity Plan Strategy Critical Success Factors CSF 2</p> <p>1) Wills Point ISD will align district curriculum and instructional practices.</p>	<p>Assistant Superintendent Principals Instructional coaches</p>	<p>Improve student progress and growth.</p>				
<p>Funding Sources: 199 - \$0.00</p>						

<p align="center">Critical Success Factors CSF 1</p> <p>2) WPISD will review and revise the RtI process on each campus to develop appropriate interventions for struggling students.</p>	<p>Assistant Superintendent of Instruction Campus Principals Director of Special Education District Assessment Personnel: o LSSP o Diagnosticians o Speech Therapists o Intervention Teachers</p>	<p>Improve student progress and intervention practices</p>				
<p align="center">System Safeguard Strategy Critical Success Factors CSF 1 CSF 2</p> <p>3) The least restrictive environment placement will be assured by reviewing data of individual students through an ARD process. Verify records Standards based IEPs Explore alternative intervention sources</p>	<p>Director of Special Education District Assessment Personnel: LSSP Diagnosticians Speech Therapists Standards based IEPs 425 Records 435 Records</p>	<p>Student performance will improve.</p>				
<p align="center">Critical Success Factors CSF 1 CSF 6</p> <p>4) Provide alternative scheduling and a self-paced environment for students identified at high risk of dropping out of school.</p>	<p>High School Principal Program Teacher High School Counselor</p>	<p>Lower Dropout rate improved student success</p>				
<p>Funding Sources: 199- 24 State Comp - \$0.00, 199...31 High School Allotment - \$0.00</p>						
<p align="center">Critical Success Factors CSF 1 CSF 4</p> <p>5) Provide high quality, full-day PK program for all eligible students. In addition to tuition based students.</p>	<p>Superintendent Asst. Superintendent Primary Principal PK Teachers</p>	<p>Increased early intervention and student supports</p>				
<p>Funding Sources: 199- 24 State Comp - \$0.00, 199 - \$0.00</p>						
<p align="center">Critical Success Factors CSF 1 CSF 2 CSF 7</p> <p>6) WRITING INITIATIVES: Writing mechanics will be emphasized for all populations in each subject area across the curriculum Utilize STAAR/EOC Writing scoring rubrics in instruction Implement K-12 Writing Pilot Provide quality staff development aimed at identifying weaknesses and improved writing instruction</p>	<p>Superintendent Assistant Superintendent Principals Instructional Coaches Teachers</p>	<p>Increased Writing Skills and student success</p>				
<p>Funding Sources: 211 - Title I Part A - \$0.00, 270 - Rural Low Income - \$0.00, 199...31 High School Allotment - \$0.00</p>						

<p align="center">Critical Success Factors CSF 1 CSF 2 CSF 7</p> <p>7) Reading skills will be emphasized for all populations in each subject area across the curriculum Provide targeted interventions provide quality staff development aimed at identifying weaknesses and improved reading instruction Utilize software targeting student strengths and weaknesses</p> <p>Identify and provide dyslexia services as appropriate</p>	<p>Superintendent Assistant Superintendent Principals Instructional Coaches Teachers</p>	<p>Increased Reading Skills and student success</p>				
<p>Funding Sources: 199 - \$0.00, 199- 24 State Comp - \$0.00, 211 - Title I Part A - \$0.00, 270 - Rural Low Income - \$0.00, 199...GT - \$0.00, 199 - 25 Bilingual - \$0.00, 199...31 High School Allotment - \$0.00</p>						
<p align="center">Critical Success Factors CSF 1 CSF 2 CSF 7</p> <p>8) Provide targeted interventions Utilize software targeting math skills (ex: MAP) Provide quality staff development aimed at identifying weaknesses and improved math instruction Provide accelerated curriculum Hands-on manipulatives</p>	<p>Superintendent Assistant Superintendent Principals Instructional Coaches Teachers</p>	<p>Increased math, problem solving Skills and student success</p>				
<p>Funding Sources: 211 - Title I Part A - \$0.00, 199- 24 State Comp - \$0.00, 270 - Rural Low Income - \$0.00, 199...31 High School Allotment - \$0.00, 199...GT - \$0.00</p>						
<p align="center">Critical Success Factors CSF 1 CSF 2 CSF 7</p> <p>9) Science TEKS will be emphasized at every grade level for all populations Provide quality staff development aimed at identifying weaknesses and improved science performance Improve Science Instruction. Provide targeted interventions Hands on manipulatives and labs</p>	<p>Superintendent Assistant Superintendent Principals Instructional Coaches Teachers</p>	<p>Increased science, problem solving Skills and student success</p>				
<p>Funding Sources: 199 - \$0.00, 211 - Title I Part A - \$0.00, 199- 24 State Comp - \$0.00, 199...31 High School Allotment - \$0.00, 199...GT - \$0.00</p>						
<p align="center">Critical Success Factors CSF 1 CSF 2 CSF 7</p> <p>10) Social Studies TEKS will be emphasized at every grade level for all populations Provide targeted interventions Provide quality staff development aimed at identifying weaknesses and improved instruction</p>	<p>Superintendent Assistant Superintendent Principals Instructional Coaches Teachers</p>	<p>Increased social studies skills and cultural awareness</p>				
<p>Funding Sources: 211 - Title I Part A - \$0.00, 199- 24 State Comp - \$0.00, 199 - \$0.00, 199...31 High School Allotment - \$0.00</p>						
<p align="center">Critical Success Factors CSF 3 CSF 6</p> <p>11) Campus administrators will be provided consistent support and professional development to enhance their skills as instructional leaders.</p>	<p>Superintendent Assistant Superintendent</p>	<p>Improve Administrator effectiveness Improve Instructional Practices</p>				
<p>Funding Sources: 255 - Title II - \$0.00, 199 - \$0.00</p>						

<p align="center">Critical Success Factors CSF 1 CSF 4</p> <p>12) Summer learning opportunities will be made available to at risk students.</p>	<p>Assistant Superintendent Campus Principals</p>	<p>Improved student outcomes</p>				
		<p>Funding Sources: 211 - Title I Part A - \$0.00, 263 - Title III - \$0.00, 270 - Rural Low Income - \$0.00, 199- 24 State Comp - \$0.00, 199 - \$0.00</p>				
<p align="center">  = Accomplished  = Continue/Modify  = Considerable  = Some Progress  = No Progress  = Discontinue </p>						

Goal 1: Wills Point ISD will provide a quality instructional program to meet the needs of all students. WPISD will emphasize systemic instructional initiatives in literacy at all levels and in all content areas as measured by MAP data, state assessments, and or district assessments.

Performance Objective 2: Instructional coaches will provide support and professional development to faculty addressing instructional practices and alignment.

Evaluation Data Source(s) 2: Meeting agendas

Contact logs
 Administrator Walkthroughs

Summative Evaluation 2:







Strategy Description	Monitor	Strategy's Expected Result/Impact	Reviews			
			Formative			Summative
			Dec	Feb	Apr	July
Equity Plan Strategy Critical Success Factors CSF 1 CSF 2 CSF 6 CSF 7 1) Instructional Coaches will provide modeling, PD , individual support for teachers, and curriculum updates. By May 2018 the instructional coaching model will be implemented in designated core areas.	Assistant Superintendent Principals Instructional Coaches	High quality instruction Improved teacher retention and support Improved student outcomes				
	Funding Sources: 199 - \$0.00, 211 - Title I Part A - \$0.00, 255 - Title II - \$0.00					
Equity Plan Strategy Critical Success Factors CSF 1 CSF 2 CSF 3 CSF 6 CSF 7 2) Provide campus-specific professional development activities to enhance special programs. Ex: Title I, ESL, CTE, PK, G/T, at-risk, 504 dyslexia, and Special Education.	assistant Superintendent Principals Instructional Coaches Special Education Director	High quality instruction improved teacher retention and support				
	Funding Sources: 211 - Title I Part A - \$0.00, 255 - Title II - \$0.00, 270 - Rural Low Income - \$0.00, 199 - \$0.00, 199...31 High School Allotment - \$0.00					

Goal 1: Wills Point ISD will provide a quality instructional program to meet the needs of all students. WPISD will emphasize systemic instructional initiatives in literacy at all levels and in all content areas as measured by MAP data, state assessments, and or district assessments.

Performance Objective 3: Wills Point ISD will increase student attendance by 2%.

Evaluation Data Source(s) 3: Attendance Data

Summative Evaluation 3:







Strategy Description	Monitor	Strategy's Expected Result/Impact	Reviews			
			Formative			Summative
			Dec	Feb	Apr	July
<p>Critical Success Factors CSF 4 CSF 6</p> <p>1) Campuses will initiate incentive programs for student and teacher attendance</p>	Principals PIEMS	Improved student performance and engagement				
Funding Sources: 199 - \$0.00						
<p>Critical Success Factors CSF 6</p> <p>2) Provide quality CTE programs utilizing qualified staff, supplies, equipment, facilities and training.</p>	Assistant Superintendent High School Principal CTE Teachers High School Counselor	Improved student performance and engagement				
Funding Sources: 199...22 CTE - \$0.00, 244 - Carl Perkins - \$0.00, 199...31 High School Allotment - \$0.00						
<p>3) Increase and expand CTE program offerings.</p>	Superintendent Assistant Superintendent High School Principal High School Counselor CTE Teacher	Student interest in school and support of college and career readiness.				
Funding Sources: 244 - Carl Perkins - \$0.00, 199...22 CTE - \$0.00, 199...31 High School Allotment - \$0.00						
<p>Critical Success Factors CSF 4</p> <p>4) Intervention teams will be used to intervene with students considering dropping out of school.</p>	Campus Principal	Better communication among students, parents, and campus. Increased attendance.				
<p>  = Accomplished  = Continue/Modify  = Considerable  = Some Progress  = No Progress  = Discontinue </p>						

Goal 1: Wills Point ISD will provide a quality instructional program to meet the needs of all students. WPISD will emphasize systemic instructional initiatives in literacy at all levels and in all content areas as measured by MAP data, state assessments, and or district assessments.

Performance Objective 4: Wills Point ISD will utilize technology to increase the rigor and relevance of instruction in the classroom. (State Performance Objective 10)

Evaluation Data Source(s) 4: walkthroughs evaluations

Summative Evaluation 4:

Strategy Description	Monitor	Strategy's Expected Result/Impact	Reviews			
			Formative			Summative
			Dec	Feb	Apr	July
<p>Critical Success Factors CSF 1 CSF 6</p> <p>1) Improve technology opportunities for students and staff by increasing access to technology</p>	<p>Superintendent Principals Technology Director</p>	<p>Increased student engagement. Development of 21 century skills.</p>				
Funding Sources: 199 - \$0.00						
<p>Critical Success Factors CSF 1 CSF 4 CSF 7</p> <p>2) Provide teachers with equipment, software and training needed to integrate technology into their instruction</p>	<p>Superintendent Assistant Superintendent Principals Technology Director Instructional technology</p>	<p>Increased student engagement. Development of 21 century skills. Improve integration of instructional technology</p>				
Funding Sources: 199 - \$0.00						
<p>Critical Success Factors CSF 1 CSF 4</p> <p>3) Utilize all aspects of technology to improve student performance.</p>	<p>Superintendent Assistant Superintendent Principals Technology Director Instructional Technology</p>	<p>Increased student engagement. Development of 21 century skills. Improved student performance.</p>				
Funding Sources: 270 - Rural Low Income - \$0.00, 199- 24 State Comp - \$0.00, 199 - \$0.00						
<p>  = Accomplished  = Continue/Modify  = Considerable  = Some Progress  = No Progress  = Discontinue </p>						

Goal 1: Wills Point ISD will provide a quality instructional program to meet the needs of all students. WPISD will emphasize systemic instructional initiatives in literacy at all levels and in all content areas as measured by MAP data, state assessments, and or district assessments.

Performance Objective 5: Increase opportunities for students to participate in advanced or dual credit classes.

Evaluation Data Source(s) 5: Enrollment







Summative Evaluation 5: Some progress made toward meeting Performance Objective

Goal 2: Wills Point ISD will provide a welcoming and safe learning environment that supports the academic goals of the school district.

Performance Objective 1: Wills Point ISD will reduce incidences of bullying, violence and disruptive behavior by 5%.

Evaluation Data Source(s) 1: # of 425 discipline records Summer PEIMS Data Submission

Summative Evaluation 1:







Strategy Description	Monitor	Strategy's Expected Result/Impact	Reviews			
			Formative			Summative
			Dec	Feb	Apr	July
<p>Critical Success Factors CSF 6</p> <p>1) Provide drug-free education program in grades K-12. Participate in Red Ribbon Week and/or Drug Free Rally</p>	Campus Principal Campus Counselor	Increased awareness and social skills Board Policies FNCF, FNCD, DH				
<p>Critical Success Factors CSF 1 CSF 6</p> <p>2) 3. Provide for prevention of and education concerning bullying, sexual harassment, and sexual abuse.</p>	Campus Principal Campus Counselor Guest Speakers	Increased awareness, social skills, and self advocacy among students.				
	Funding Sources: 199 - \$0.00					
<p>Critical Success Factors CSF 6</p> <p>3) Provide initial and random drug testing for high school students involved in extra-curricular activities.</p>	Assistant Superintendent of Operations Principal Athletic Director Band Director	Reduce drug usage among students				
	Funding Sources: 199 - \$0.00					
<p>  = Accomplished  = Continue/Modify  = Considerable  = Some Progress  = No Progress  = Discontinue </p>						

Goal 2: Wills Point ISD will provide a welcoming and safe learning environment that supports the academic goals of the school district.

Performance Objective 2: Wills Point ISD will provide counseling services and a school health program to 100% of at-risk students.

Evaluation Data Source(s) 2: Lesson Plans, Logs, Sign in sheets

Summative Evaluation 2:


Strategy Description	Monitor	Strategy's Expected Result/Impact	Reviews			
			Formative			Summative
			Dec	Feb	Apr	July
<p>Critical Success Factors CSF 6</p> <p>1) 1. Implement the district's Guidance Comprehensive Plan Self-esteem Individual/Group Counseling Peer Mediation Character Education Suicide Prevention Anti-Tobacco Education Anti-Bullying Sexual Assault/Abuse Career Education</p>	Principals Campus Counselors	Increased awareness, social skills, and self advocacy among students.				
<p>Critical Success Factors CSF 5 CSF 6</p> <p>2) Promote counselor's self-esteem programs through: Rewards Honor Roll Photos Positive contact with parents Social Media Website</p>	Principals Campus Counselors	Increased awareness, social skills, and self advocacy among students.				
		Funding Sources: 199 - \$0.00				
<p>Critical Success Factors CSF 4</p> <p>3) Pregnant and teen parents will receive support through flexible scheduling, and home-bound services</p>	Principals Campus Counselors	Increased student support and performance				
		Funding Sources: 199- 24 State Comp - \$0.00, 199 - \$0.00				
<p>  = Accomplished  = Continue/Modify  = Considerable  = Some Progress  = No Progress  = Discontinue </p>						

Goal 2: Wills Point ISD will provide a welcoming and safe learning environment that supports the academic goals of the school district.

Performance Objective 3: Wills Point ISD will prepare students to be worthwhile citizens by showing a 5% increasing the number of students participating in extracurricular events, clubs and participation in school and community activities. or organizations.

Evaluation Data Source(s) 3: Will be measured by the number of students participating in classes, clubs and participation in school and community activities.organizations

Summative Evaluation 3:


Strategy Description	Monitor	Strategy's Expected Result/Impact	Reviews			
			Formative			Summative
			Dec	Feb	Apr	July
1) Encourage student participation in community service programs and projects.	Campus Principals Student Council Sponsors	Improved student awareness Improved engagement Positive contribution to the community				
2) Students will participate in special recognition activities: African American History Hispanic Heritage Veterans Day Teacher Appreciation Texas Public School Week School Board Recognition Month Monthly School Board Meetings	Campus Principals Student Council Sponsors Central Administration Staff Teachers and campus Staff	Improved student awareness Improved engagement Positive contribution to the community and District				
3) Encourage student participation in school clubs and organization, band, theater arts, vocational programs, athletics and UIL competitions.	Campus Principals Coaches Sponsors Teachers and campus Staff	Improved student awareness Improved engagement Positive contribution to the community and District				
						

Goal 2: Wills Point ISD will provide a welcoming and safe learning environment that supports the academic goals of the school district.

Performance Objective 4: Wills Point ISD will provide professional development to administrators and faculty that supports a healthy and disciplined learning environment.

Evaluation Data Source(s) 4: Measured by the professional development offerings provided by the district

Summative Evaluation 4:

Strategy Description	Monitor	Strategy's Expected Result/Impact	Reviews			
			Formative			Summative
			Dec	Feb	Apr	July
1) Provide staff development for behavior management of students with special needs.	Special Education Director	Improved teacher support and student behavior.				
Funding Sources: 199 - \$0.00						
2) 2. Provide CPI training to appropriate district staff.	Special Education Director	Improved teacher support and student behavior.				
						

Goal 3: Parents and the Community will be welcomed partners in the education of all students.

Performance Objective 1: Wills Point ISD will increase parent and community participation at all campuses by implementing at least 3 parent/community involvement activities per campus.

Evaluation Data Source(s) 1: Agendas and sign in sheets

Summative Evaluation 1:

Strategy Description	Monitor	Strategy's Expected Result/Impact	Reviews			
			Formative			Summative
			Dec	Feb	Apr	July
<p>Critical Success Factors CSF 1 CSF 2 CSF 3 CSF 5 CSF 6</p> <p>1) Conduct a needs assessment addressing curriculum, instruction, staffing, staff development, school organization, and budgeting.</p>	Assistant superintendent Campus Principals	Increased student and parent engagement. Improved student performance				
<p>Critical Success Factors CSF 5 CSF 6</p> <p>2) Conduct Meet the Teacher, Parent Education, Freshmen Orientation, SSI Awareness Meetings, Meet the Tiger Night, Open House, Academic Parent Programs.</p>	Superintendent Assistant Superintendent Campus Principals	Increased student and parent engagement. Improved Community engagement.				
<p>Critical Success Factors CSF 5 CSF 6</p> <p>3) Conduct PK, Head Start and Kindergarten Roundup to include registration, classroom visitation/orientation.</p>	Campus Principal Head Start Director PK / Head-start Teachers	Increased student and parent engagement.				

 = Accomplished
  = Continue/Modify
  = Considerable
  = Some Progress
  = No Progress
  = Discontinue

Goal 3: Parents and the Community will be welcomed partners in the education of all students.

Performance Objective 2: Wills Point ISD will increase communication with parents and the community by increasing followers and distribution of communications by 5% as compared to 2017.


Evaluation Data Source(s) 2: Peachjar

Social Media Followers

Website Communications

Contributions to local News Outlets

Summative Evaluation 2:

Strategy Description	Monitor	Strategy's Expected Result/Impact	Reviews			
			Formative			Summative
			Dec	Feb	Apr	July
Critical Success Factors CSF 5 CSF 6 1) Add digital fliers to improve communication between parents and school.	Director of PR Campus Principals Sponsors	Improved community and parent relations. Increased support for WPISD initiatives and activities				
	Funding Sources: 199 - \$0.00					
Critical Success Factors CSF 5 CSF 6 2) Provide information in multiple formats (website, social media, local news)	Director of PR Campus Principals Sponsors	Improved community and parent relations. Increased support for WPISD initiatives and activities				
						

Goal 3: Parents and the Community will be welcomed partners in the education of all students.

Performance Objective 3: Wills Point ISD will provide parent and community educational services, trainings, and volunteer opportunities to increase student performance.







Evaluation Data Source(s) 3: Meeting sign in Sheets

Agendas

Calendar of Events

Summative Evaluation 3:

Strategy Description	Monitor	Strategy's Expected Result/Impact	Reviews			
			Formative			Summative
			Dec	Feb	Apr	July
<p>Critical Success Factors CSF 5 CSF 6</p> <p>1) Wills Point ISD will partner with the Wills Point education foundation to provide increased opportunities for community engagement</p>	Superintendent Foundation Executive Director	Improved community and parent relations. Increased support for WPISD initiatives and activities				
<p>Critical Success Factors CSF 5</p> <p>2) Provide junior high and high school parents with information on college preparedness, college admissions requirements and financial aid opportunities. Paths to Scholarships Academic nights FASA /College Day Freshman Parents Orientation 8th Grade Orientation</p>	Campus Principals Counselors	Improved community and parent relations. Improved outcomes for students				
<p>Equity Plan Strategy Critical Success Factors CSF 1 CSF 5</p> <p>3) Enhance communication and training for parents of special population students. Ex. ESL, CTE, Special Education, Dyslexia, G/T, at risk. example: Latino Family Literacy Project</p>	Asst. Sup. for Instruction and Accountability Special Programs Director Principal Counselor	Improved parent relations. Improved outcomes for students				
Funding Sources: 211 - Title I Part A - \$0.00, 199 - 25 Bilingual - \$0.00, 199 - \$0.00, 199- 24 State Comp - \$0.00						

<p>Critical Success Factors CSF 1 CSF 5 CSF 6</p> <p>4) Provide opportunities for parents and local organizations to volunteer or to become involved in school activities. (Watchdog Program, Reading Buddies, Mentors)</p>	<p>Assistant Superintendent Principals Counselors</p>	<p>Improved community and parent relations. Improved outcomes for students</p>				
<p>Critical Success Factors CSF 1 CSF 5 CSF 6</p> <p>5) Conduct a Back to School Fair. Include volunteers from the community and vendors from area businesses.</p>	<p>Assistant Superintendent of Operations</p>	<p>Improved community and parent relations. Improved outcomes for students</p>				
<p>  = Accomplished  = Continue/Modify  = Considerable  = Some Progress  = No Progress  = Discontinue </p>						

System Safeguard Strategies

Goal	Objective	Strategy	Description
1	1	3	The least restrictive environment placement will be assured by reviewing data of individual students through an ARD process. Verify records Standards based IEPs Explore alternative intervention sources

District Site-Based Team

Committee Role	Name	Position
Administrator	Barbie McMath	Assistant Superintendent

District Funding Summary

211 - Title I Part A					
Goal	Objective	Strategy	Resources Needed	Account Code	Amount
1	1	6			\$0.00
1	1	7			\$0.00
1	1	8			\$0.00
1	1	9			\$0.00
1	1	10			\$0.00
1	1	12			\$0.00
1	2	1			\$0.00
1	2	2			\$0.00
3	3	3			\$0.00
Sub-Total					\$0.00
Budgeted Fund Source Amount					\$464,856.00
+/- Difference					\$464,856.00
244 - Carl Perkins					
Goal	Objective	Strategy	Resources Needed	Account Code	Amount
1	3	2			\$0.00
1	3	3			\$0.00
Sub-Total					\$0.00
Budgeted Fund Source Amount					\$23,925.00
+/- Difference					\$23,925.00
255 - Title II					
Goal	Objective	Strategy	Resources Needed	Account Code	Amount
1	1	11			\$0.00
1	2	1			\$0.00
1	2	2			\$0.00

					Sub-Total	\$0.00
					Budgeted Fund Source Amount	\$61,574.00
					+/- Difference	\$61,574.00
263 - Title III						
Goal	Objective	Strategy	Resources Needed		Account Code	Amount
1	1	12				\$0.00
					Sub-Total	\$0.00
					Budgeted Fund Source Amount	\$15,379.00
					+/- Difference	\$15,379.00
270 - Rural Low Income						
Goal	Objective	Strategy	Resources Needed		Account Code	Amount
1	1	6				\$0.00
1	1	6				\$0.00
1	1	7				\$0.00
1	1	8				\$0.00
1	1	12				\$0.00
1	2	2				\$0.00
1	4	3				\$0.00
					Sub-Total	\$0.00
					Budgeted Fund Source Amount	\$1,000.00
					+/- Difference	\$1,000.00
199...22 CTE						
Goal	Objective	Strategy	Resources Needed		Account Code	Amount
1	3	2				\$0.00
1	3	3				\$0.00
					Sub-Total	\$0.00
					Budgeted Fund Source Amount	\$613,910.00
					+/- Difference	\$613,910.00

199...31 High School Allotment					
Goal	Objective	Strategy	Resources Needed	Account Code	Amount
1	1	4			\$0.00
1	1	6			\$0.00
1	1	7			\$0.00
1	1	8			\$0.00
1	1	9			\$0.00
1	1	10			\$0.00
1	2	2			\$0.00
1	3	2			\$0.00
1	3	3			\$0.00
Sub-Total					\$0.00
Budgeted Fund Source Amount					\$194,691.00
+/- Difference					\$194,691.00
199...GT					
Goal	Objective	Strategy	Resources Needed	Account Code	Amount
1	1	7			\$0.00
1	1	8			\$0.00
1	1	9			\$0.00
Sub-Total					\$0.00
Budgeted Fund Source Amount					\$190,217.00
+/- Difference					\$190,217.00
199- 24 State Comp					
Goal	Objective	Strategy	Resources Needed	Account Code	Amount
1	1	4			\$0.00
1	1	5			\$0.00
1	1	7			\$0.00
1	1	8			\$0.00

1	1	9			\$0.00
1	1	10			\$0.00
1	1	12			\$0.00
1	4	3			\$0.00
2	2	3			\$0.00
3	3	3			\$0.00

Sub-Total					\$0.00
Budgeted Fund Source Amount					\$1,000.00
+/- Difference					\$1,000.00

199 - 25 Bilingual

Goal	Objective	Strategy	Resources Needed	Account Code	Amount
1	1	7			\$0.00
3	3	3			\$0.00

Sub-Total					\$0.00
Budgeted Fund Source Amount					\$1,000.00
+/- Difference					\$1,000.00

199

Goal	Objective	Strategy	Resources Needed	Account Code	Amount
1	1	1			\$0.00
1	1	5			\$0.00
1	1	7			\$0.00
1	1	9			\$0.00
1	1	10			\$0.00
1	1	11			\$0.00
1	1	12			\$0.00
1	2	1			\$0.00
1	2	2			\$0.00
1	3	1			\$0.00

1	4	1			\$0.00
1	4	2			\$0.00
1	4	3			\$0.00
2	1	2			\$0.00
2	1	3			\$0.00
2	2	2			\$0.00
2	2	3			\$0.00
2	4	1			\$0.00
3	2	1			\$0.00
3	3	2			\$0.00
3	3	3			\$0.00
Sub-Total					\$0.00
Budgeted Fund Source Amount					\$1,000.00
+/- Difference					\$1,000.00
Grand Total					\$0.00