


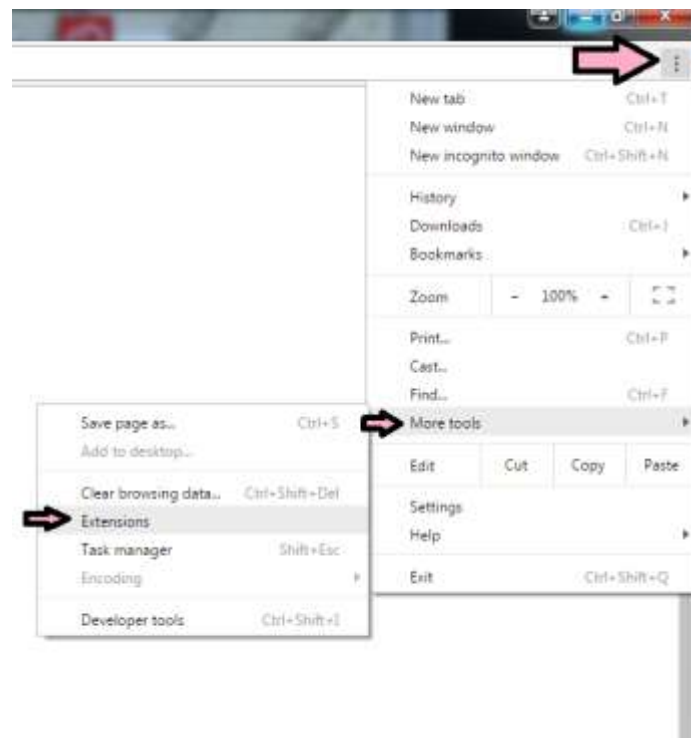


ChromeVox With NWEA


When using ChromeVox for reading accommodations, NWEA **Must be accessed in Chrome!**

To Enable ChromeVox In Chrome:

When in Chrome, Click the  at the top right hand corner. Navigate to **More Tools – Extensions**



This will take you into your extension settings. Click the check mark next to ChromeVox.



Once this is checked, the text to speech feature will take over on each website.

CHROMEVOX SHORTCUTS:

Silence Speech – CTRL

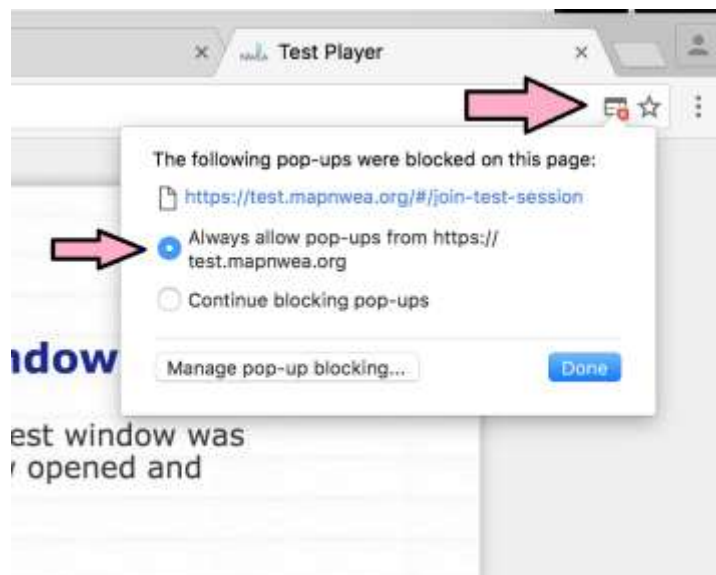
Decrease Rate Of Speech – Shift + Alt + [(15% is normal speech)

Increase Rate Of Speech – Shift + Alt +]

Now in Chrome: go to the following address:

Test.mapnwea.org

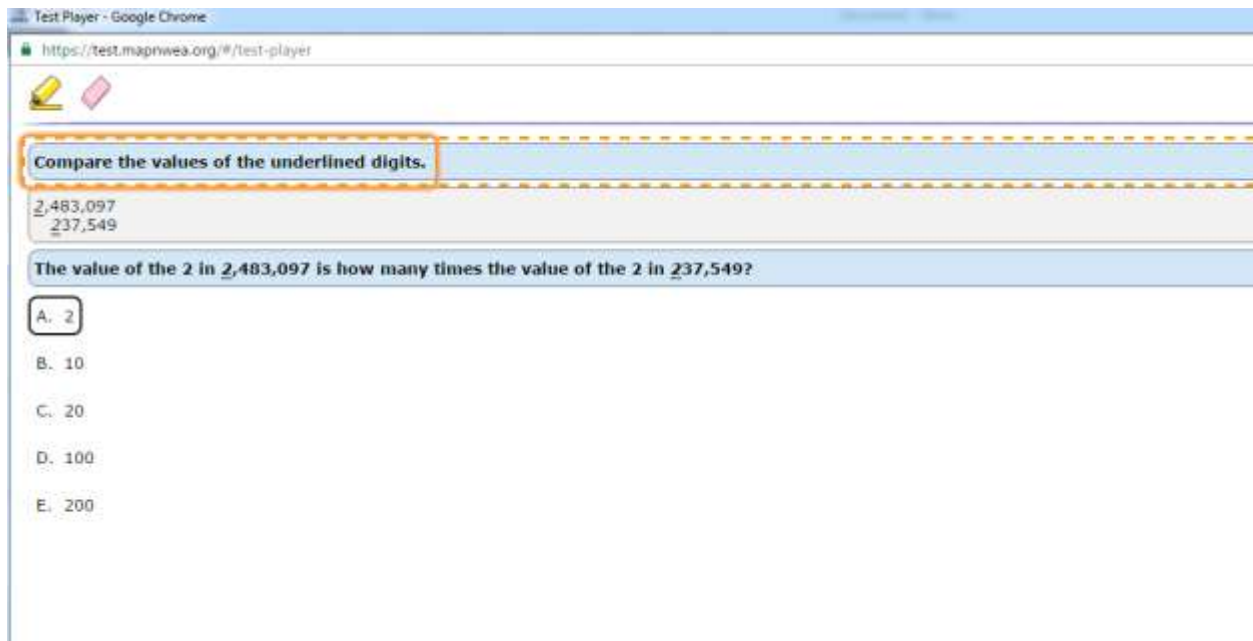
If you get the “Whoops where’s my test window?” screen, you may have to allow pop-ups from chrome. Click on the icon on the right and click **Allow Pop-Ups**.



Once the login screen comes up, continue to login as normal.

Students will be able to click text areas that the screen reader will read for them.

Remember: Hitting CTRL will silence the speech



The screenshot shows a web browser window titled "Test Player - Google Chrome" with the URL "https://test.mapnwea.org/#/test-player". The page content includes a math problem with two numbers: $\underline{2},483,097$ and $\underline{2}37,549$. The digit '2' in the first number is underlined. A text box contains the instruction: "Compare the values of the underlined digits." Below this, a question asks: "The value of the 2 in $\underline{2},483,097$ is how many times the value of the 2 in $\underline{2}37,549$?" The answer choices are: A. 2, B. 10, C. 20, D. 100, and E. 200. The option "A. 2" is selected, indicated by a small square next to it.