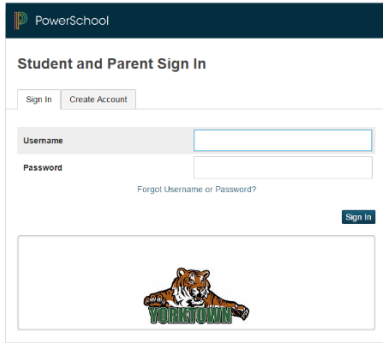


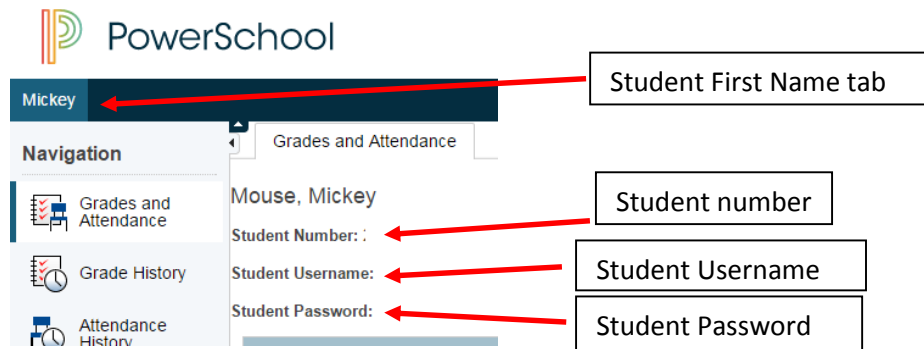
PowerSchool Parent Portal

1. Login to PowerSchool at <https://ps.yorktown.k12.in.us/public>



2. Student Information:

- a. Tab with the first name of your student (If you have multiple students in YCS you will see a tab for each student.)
- b. Student name you are currently viewing
- c. Student Number (used for creating lunch account)
- d. Student username (student username for PowerSchool and Canvas)
- e. Student password (student password for PowerSchool and Canvas)



3. Grades and Attendance:

This is an overview of your student’s grades and attendance. Anything in blue is a clickable link. In addition, YHS students will have their cumulative GPA listed at the bottom of this page. Clicking on the teacher name in blue will allow you to email the teacher.

Attendance By Class																				
Exp	Last Week							This Week							Course	Q1	Q2	Absences	Tardies	
	M	T	W	H	F	S	S	M	T	W	H	F	S	S						
1A-1B(G)																Spanish II-1 Thompson, Ginger - Rm: 102	A 97.363	A 100	0	0
1A-1B(W)																Nutrition & Wellness Green, Misty - Rm: 112	A 98.333	--	0	0

Click on the Grade for a detailed view of assignments and scores; clicking on the number on the “Absences” and/or “Tardies” will show you the dates the student was reported absent or tardy.

Assignment Scores

Due Date	Category	Assignment	Codes	Score	%	Grd
10/20/2015	HW	American Dream discussion		7/7	100	A
10/23/2015	QZ	Death of a Salesman Act I	▲	27/35	77.14	C+

- Collected, ▲ - Late, ■ - Missing, ◆ - Score is exempt from final grade, ☒ - Assignment is not included in final grade

The following codes are used to show the assignments that are collected, late, missing, score is exempt from final grade and assignment is not included in final grade.

- Collected, ▲ - Late, ■ - Missing, ◆ - Score is exempt from final grade, ☒ - Assignment is not included in final grade

4. Grade History

Under the "Grade History" you can view historical grades by school year by clicking the year tab.

Grade History

	2007-2008		2008-2009		2009-2010		2010-2011		2011-2012		2012-2013		2013-2014		2014-2015		2015-2016	
Course Name	Q1		Q2		F1		S1		Q3		Q4		F2		S2			
	Grade	% Cit Hrs	Grade	% Cit Hrs	Grade	% Cit Hrs	Grade	% Cit Hrs	Grade	% Cit Hrs	Grade	% Cit Hrs	Grade	% Cit Hrs	Grade	% Cit Hrs		
Biology-1	A	93.596 0	A	94.466 0	A-	92 0	A	93.827 1	A	96.75 0	A-	92.948 0	C	74.142 0	A-	92.778 1		
Biology-2																		

5. Email Notification

Sign up to receive email notifications Daily, Monthly, Every 2 weeks or weekly. The following are the reports you can select to receive.

- Summary of Current Grades and Attendance;
- Detail Report Showing Assignment Scores for Each Class;
- Detail Report of Attendance.

Email Notifications: Mouse, Mickey

What Information Would You Like to Receive?

Summary of Current Grades and Attendance.
 Detail Report Showing Assignment Scores for Each Class.
 Detail Report of Attendance.

How Often? Never

Email Address dphillips@yorktown.k12.in.us

Additional Email Addresses
(separate multiple email addresses with commas)

Apply These Settings to All Your Students?
 Send Now For Mickey?

6. Account Preferences

Change your password under the "Profile" tab or add your other children under "Students" tab by clicking Add.

7. Infosnap Student Registration

This is used prior to the start of each new school year to complete the online registration.

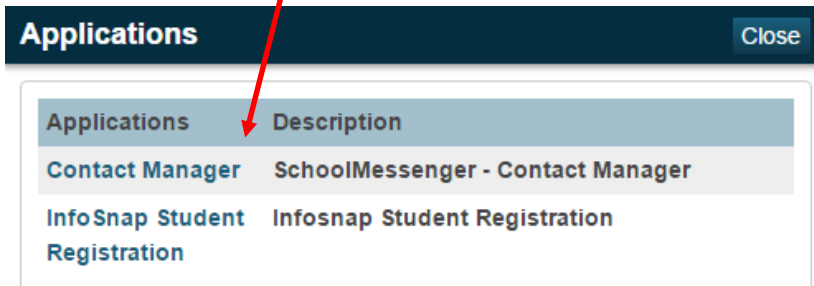
8. SchoolMessenger in Parent Portal

Click on the arrow button in the top right corner

PowerSchool



Next click on “Contact Manager” to view messages sent from the last 30 days sent via YCS mass emailing/calling system, SchoolMessenger. You can read emails as well as listen to calls sent.

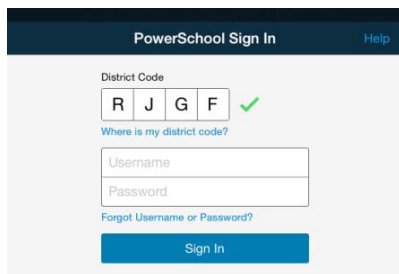


Mobile App


1. Search App store for: **PowerSchool Mobile**



2. Enter YCS District code **RJGF** and your username and password for PowerSchool Parent Portal



3. View your student's grades, assignments, attendance, sign up for email alerts and more directly from your smartphone (iOS and Android)
4. Click on “Filter” to select reporting term you wish to view or leave it by default to “All”



5.

Menu

- Dashboard >
- Grades >
- Assignments >
- Attendance >
- Schedule >
- Fee/Meals >
- Teachers >
- Activities >
- Email Alerts >
- Live Feed >
- Summaries >
- Announcements >
- Calendar >
- School Map >
- Settings >
- Help Center >

Sign up to receive email alerts

Settings to set up grade and/or attendance alerts

Setup to receive alerts when your student's grade drops or student is absent.

- Settings
- Notifications
- Select Final Grades and/or Attendance

Grades > Final Grades

Assignments > Attendance

If the grade **drops**, it will be in red with an arrow pointing down.

Speech	A	↓ B+
Shana Hochstetler	97.212	87.2

If the grade goes **up**, it will be in green with an arrow pointing up.

English Hon 10-1	A	↑ C+
Wendy Jones	98.24	77.142