



# How to Filter Push Notifications

Shamong District App users have the ability to customize how they receive push notifications by selecting a filter they want. Three filters are available and they are District, IMMS, IMS. The user can select/unselect any of the three filters.

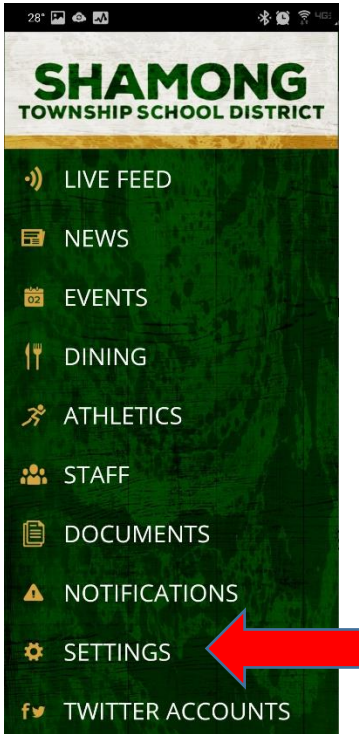
1. Open the Shamong District App



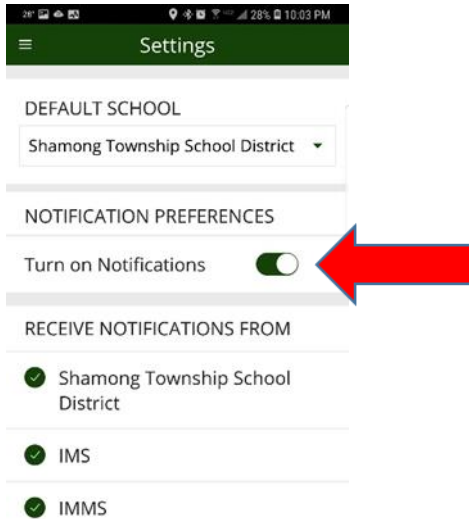
2. Click on the menu button on top left of screen



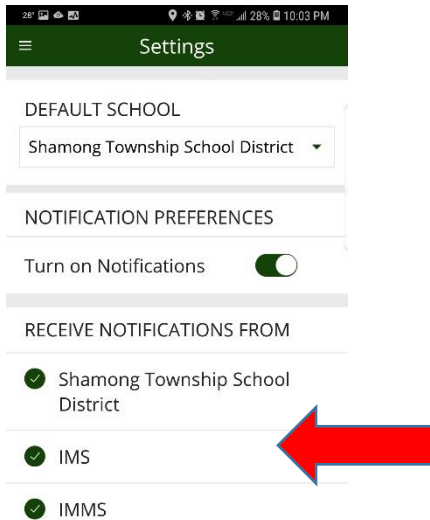
### 3. Click on settings



### 4. Turn on Notifications



5. Now select or unselect the push notifications you want to receive (Shamong Township School District, IMS, IMMS)



6. Click save for Apple devices. Android devices, you are all done.