

Immigrant Student Data

You should be reviewing this data on a regular basis as it is easier to identify and correct this data upon student registration.

There are some helpful reports in Level 1 to guide you. The definition of an Immigrant Student to be reported with an 8282 Program Service record as per the SIRS manual:

Immigrant children and youth are defined as individuals who: a) are aged 3 through 21; b) were not born in any State; and c) have not been attending one or more schools in any one or more States for more than 3 full academic years. The months need not be consecutive. "State" means the 50 states, the District of Columbia, and the Commonwealth of Puerto Rico. Children born to U.S. citizens abroad (including those born on military bases), the U.S. Virgin Islands, Guam, or any other U.S. territory that is not D.C. or Puerto Rico are considered immigrants.

Preschool students enrolled for the purpose of receiving special education services will have months/years count whether their attendance is in a public or non-public setting and whether their attendance is full time or not. Foreign exchange students are not considered immigrants.

Level 1 Discrepancy Report **3.16.1 Program Services: Immigrant Student Details** will list all your identified Immigrant Students, those that should be exited at the end of the current school year, those with an incorrect exit date, and those students who will be counted for Title III funding (ELL services for Immigrant Students).

ALL Immigrant Students

3.16.1 Program Services: Immigrant Student Details (All Immigrant Students)
2019-20 School Year

Report Description: This report displays students with "8282 - Immigrant Children and Youth Status" Program Service records.
Disclaimer: Discrepancies may occur if LHRIC Level 1 DW has not received a valid Student Demographic, Enrollment and/or Program Services data.

Select a Group: All Immigrant Students

District: [Redacted] (Listed Students: 94)

Student Name	Student ID	State Student ID	Grade Level	Date of Birth	Gender	Hispanic; Race Codes 1-5	Home Language	Place of Birth	8282: Current Start Date	8282: Current End Date	8282: First Year Reported	8282: First Date Reported
	KF		05	08/01/2014	M	Yes; P	Spanish	Guatemala	7/1/19		2020	7/1/19
	KF		05	02/01/2009	F	No; W	Judeo-Arabic	Yemen IBB Yemen	7/1/19		2018	8/22/17
	KF		11	11/05/2014	M	No; W	Judeo-Arabic		7/1/19		2020	7/1/19
			11	09/12/2001	M	Yes; I	Spanish	Teotepeque El Salvador	8/19/19		2020	8/19/19

Immigrant Students with Exit Date earlier before last day of school year or who have been reported as an Immigrant Student for more than 4 years (these should be exited with the 6/30/20xx of the prior year in both the SMS and LO Historical).

3.16.1 Program Services: Immigrant Student Details (Discrepancy)
2019-20 School Year

Report Description:
This report displays students with "8282 - Immigrant Children and Youth Status" Program Service records.
The selection "Discrepancy" displays students who have a Program end date not equal to 06/30/2020 or have been reported as an Immigrant for more than 4 years.

Disclaimer:
Discrepancies may occur if LHRIC Level 1 DW has not received a valid Student Demographic, Enrollment and/or Program Services data.

Select a Group:
Discrepancy 

District: (Listed Students: 1)


Student Name	Student ID	State Student ID	Grade Level	Date Of Birth	Gender	Hispanic; Race Codes 1-5	Home Language	Place of Birth	8282: Current Start Date	8282: Current End Date	8282: First Year Reported	8282: First Date Reported
			12	05/29/2001	M	No; B	Spanish	La Vega Dominican Republic	7/1/19	1/24/20	2019	11/7/18

Immigrant Students who POTENTIALLY should be exited this school year – review this and exit these students at the end of the current school year.

3.16.1 Program Services: Immigrant Student Details (Potentially Should Be Exited)
2019-20 School Year

Report Description:
This report displays students with "8282 - Immigrant Children and Youth Status" Program Service records.
The selection "Potentially Should Be Exited" displays students who have been reported as an Immigrant for 3 years. Their Program end date should be equal to 06/30/2020

Disclaimer:
Discrepancies may occur if LHRIC Level 1 DW has not received a valid Student Demographic, Enrollment and/or Program Services data.

Select a Group:
Potentially Should Be Exited 

District: (Listed Students: 9)


Student Name	Student ID	State Student ID	Grade Level	Date Of Birth	Gender	Hispanic; Race Codes 1-5	Home Language	Place of Birth	8282: Current Start Date	8282: Current End Date	8282: First Year Reported	8282: First Date Reported
			03	05/11/2011	F	Yes; W	Spanish	Santago Dominican Republic	7/1/19		2017	5/31/17
			04	12/11/2009	M	Yes; W	Spanish	Santago Dominican Republic	7/1/19		2017	5/31/17
			11	04/25/2002	F	Yes; W	Spanish	Guatemala	8/19/19		2017	7/1/16
			07	10/30/2005	M	Yes; I	Spanish	El Salvador	8/12/19		2017	9/1/16

Immigrant Students for ESSA Title III Fund Allocation. Please read report descriptions for qualifications/exclusions.

3.16.1 Program Services: Immigrant Student Details (Immigrant Students for ESSA Title III fund Allocation)
2019-20 School Year

Report Description:
This report displays students with "8282 - Immigrant Children and Youth Status" Program Service records.
The selection "Immigrant Students for ESSA Title III Fund Allocation" displays a list of students (Grades K-12, 13, 14) who may be included in the NYSED's ESSA Title III fund allocation report. Students with the following enrollment entry codes are INCLUDED for this selection: 0011, 5544, 7000, 7011. Graduates are INCLUDED in this selection. Students with the following exit enrollment codes are EXCLUDED from this selection: 153, 170, 204, 238, 255, 5927, 5938, 323, 442, 459,221, 136, 8338, 1089.

Disclaimer:
Discrepancies may occur if LHRIC Level 1 DW has not received a valid Student Demographic, Enrollment and/or Program Services data.

Select a Group:
Immigrant Students for ESSA Title III fund Allocation 

District: (Listed Students: 73)

Student Name	Student ID	State Student ID	Grade Level	Date Of Birth	Gender	Hispanic; Race Codes 1-5	Home Language	Place of Birth	8282: Current Start Date	8282: Current End Date	8282: First Year Reported	8282: First Date Reported
			KF	06/01/2014	M	Yes; P	Spanish	Guatemala	7/1/19		2020	7/1/19
			05	02/01/2009	F	No; W	Judeo-Arabic	Yemen IBB Yemen	7/1/19		2018	8/22/17
			KF	11/05/2014	M	No; W	Judeo-Arabic		7/1/19		2020	7/1/19

L1 Summary Report **3.8.0 Program Services: Potential 0242 Program Service Record Candidates** can be helpful to identify students who SHOULD have an Immigrant Student Program Service but do not.

This report identifies ELL students who are in their first year of attendance in a US school and may qualify for the use of the NYSESLAT exam in lieu of the state ELA tests. It is highly likely that these students are also Immigrants. This report will also highlight those students who are missing an 8282 Immigrant Student record.

3.8.0 Program Services: Potential 0242 Program Service Record Candidates
2019-20 School Year
 Grouped by Building, Grade Level; Sorted by Student Name

Report Description: This report shows potential Students eligible to use the Program Services code 0242 - "Eligible to take the NYSESLAT for grades 3-8 ELA Accountability".
 Included Students' Criteria: 0231- ELL eligible record open on the start of current Grade 3-8 ELA testing period; enrolled in the district 12 month or less; was not enrolled in the district during previous Grade 3-8 ELA testing periods
 Note: NYSED req's: ELL students with < than 1 year in US Schools and a LEP Duration < 2 be reported with the 0242 Program service code.
 Disclaimer: Discrepancies may occur if LHRIC Level 1 DW has not received a valid Student Demographic, Enrollment and/or Program Services data.

Select a Student Group:
 All Students

District: [Redacted] (Listed Students: 12)
 Current Building: [Redacted] (Listed Students: 8)
 Grade Level: 05 (Listed Students: 1)

Student Name	Student ID	State Student ID	Date of Birth	0242 Record	8282 Record	Enrollment						
						Enrollment Year	Entry Enrollment Date	Entry Enrollment Code	Entry Enrollment Desc.	Exit Enrollment Date	Exit Enrollment Code	Exit Enrollment Desc.
[Redacted]	[Redacted]	[Redacted]	7/24/08		No	2020	Aug 29, 2019		Enrollment in building or grade			

Level 1 Summary Report **3.0.0 Program Services: Drill Down Details** will allow you to see students with the Immigrant Student Program Service code along with Enrollment record information. This will come in handy at the end of the year for you to verify your counts based on students that are currently enrolled.

Report Selection:
 Level 1 Verification Report

Level 1 Verification Summary Reports > 3. Program Services Reports

- [3.0.0 Program Services: Summary/Drill Down Details](#)
- [3.1.1 Program Services: Details](#)
- [3.2.1 Program Services: ELL Eligibility Details](#)
- [3.4.1 Program Services: Former Students with Disabilities](#)
- [3.4.2 Program Services: Former ELL Students](#)
- [3.8.0 Program Services: Potential 0242 Program Service Record Candidates](#)
- [3.10.0 Program Services: ELL Students for ESSA Title III fund Allocation](#)

Level 1 Verification Discrepancy Reports > 4. Assessments

- [4.4.0 Assessments: Assessments with no Valid Enrollment](#)
- [4.5.1 Assessments: Students Missing 3-8 NYS Assessment](#)
- [4.5.2 Assessments: Students Missing NYSESLAT Assessment or 0231 record](#)
- [4.6.1 Assessments: NYS Assessment and Enrollment Grade Level Discrepancy](#)
- [4.8.0 Assessments: Regents Records with Score of 0](#)
- [4.10.1 Assessments: Answer Sheet bubbled "First Year ELL" and no 0242 Program](#)
- [4.10.2 Assessments: Answer Sheet bubbled "Taking NYSAA" and no 0220 Program](#)
- [4.11.0 Assessments: Students without Repeat Assessments - Cross district](#)

Choose "Other" in the Program Service Type Selection to see Immigrant Student data:

Keep this version | [Icons] | Add this report

3.0.0 Program Services: Summary/Drill Down Details

2019-20 School Year
Grouped by Location, Grade Level

Report Description: This is a preliminary count of Students.
 * If any of Program Services type is missing from the report or blank, District has no students corresponded to that category.
 Disclaimer: Discrepancies may occur between source data and the Levels of the Data Warehouse based on invalid Student Demographics, Enrollment and/or Program Services data.
 Click on the "Finish" button once a school year is selected.

Select a School Year: 2019-20 Select a Program Type: Other Finish

	0198-Poverty - from low-income family	0220-Eligible for Alternate Assessment	0242-Eligible to take the NYSES/LAT for ELA Accountability	Other 0264-Section 504 Plan	5806-Reduced-Price Lunch Program	5817-Free Lunch Program	8282-Immigrant Children and Youth Status	8300-Child in Foster Care
All Grades	201	7	2	90	13	192	18	1
KF	10			3		10	2	
01	14					14	2	
02	5			4	1	4	6	
03	15			5	1	14		

Click on the drill down to see program service and enrollment information for each of your students.

Keep this version | [Icons] | Add this report

3.0.0 Program Services: Summary - 8282-Immigrant Children and Youth Status

Grouped by Location, Grade Level, Sorted Ascending by Student Name
2019-20 School Year


Disclaimer: Discrepancies may occur between source data and the Levels of the Data Warehouse based on invalid Student Demographics, Enrollment and/or Program Services data.

District: [Redacted] Building: [Redacted] Grade Level: 02

Student Name	Student ID	State Student ID	Date of Birth	Programs							Enrollment								
				State Code	State Description	Start Date	End Date	Exit Reason Code	Exit Reason	Program Duration	Program Intensity	Eligibility Codes 1-6	Provider Type	Entry Date	Entry Code	Entry Desc.	Exit Date	Exit Code	Exit Desc.
[Redacted]	[Redacted]	[Redacted]	03/11/2012	8282	Immigrant Children and Youth Status	Jul 1, 2019	Aug 28, 2019							Jul 1, 2019	0011	Enrollment in building or grade	Aug 28, 2019	170	Transferred to another NYS public school outside this district with documentation
				8282	Immigrant Children and Youth Status	Jul 1, 2019								Jul 1, 2019	0011	Enrollment in building or grade			
[Redacted]	[Redacted]	[Redacted]	03/16/2012	8282	Immigrant Children and Youth Status	Oct 30, 2019								Oct 30, 2019	0011	Enrollment in building or grade			

Verify your Immigrant student counts in Level 2 with the **SIRS 401 – Reasonableness Report**

New York State Education Department



Reasonableness Report
Data Contained in the Student Information Repository System

District Name:

School Location:

Category Type:

Category Subtype:


Finish

Data Refresh Date: Apr 30, 2020

SubType	Code	Description	Last Year (A)	This Year (B)	Change (C) (B)-(A)	Percent Change (D) ((C)/A)*100
Type of Disability	0351	Former Student with a Disability	101	121	22	21%
Type of Disability	P5	Preschool Disability	211	206	-9	4%
Type of Disability	SA	School Age Disability	1,528	1,524	-2	3%
ELL Eligibility	0231	ELL Eligible	221	255	2	1%
ELL Eligibility	0232	Former ELL Student	146	160	14	10%
ELL Eligibility	0233	Ever ELL Student	516	532	16	4%
ELL Programs	5709	English as a New Language	293	292	-2	1%
ESEA	0286	Title I - Part A: Improving Basic Programs (other than 5533)	1,928	0	-1,998	100%
ESEA	0891	Title I - Part A: Homeless Student Serviced with Set-Aside Funds	11	1	-9	75%
ESEA	5720		202	0	-209	100%
ESEA	5731		86	0	-86	100%
Other	0198	Poverty - from low-income family	1,452	1,458	4	0%
Other	0220	Eligible for Alternate Assessment	116	130	6	4%
Other	0242	Eligible to take the NYSESLAT for ELA Accountability	15	12	-3	20%
Other	0264	Section 504 Plan	274	276	2	1%
Other	1232	Students with Interrupted Formal Education (SIFE)	11	7	-4	36%
Other	5806	Reduced-Price Lunch Program	216	233	17	8%
Other	5817	Free Lunch Program	1,328	1,204	-24	2%
Other	6262	Homeless Student Status	27	21	-16	43%
Other	6271	CDOs Onedential Eligible Coursework	160	0	-160	100%
Other	6272	Homeless Unaccompanied Youth Status	6	4	-2	33%
Other	6282	Immigrant Children and Youth Status	123	114	-9	7%
Other	6300	Child in Foster Care	11	8	-3	27%
Other	8312	Received Seal of Biliteracy	5	0	-5	100%

SIRS-652 Annual Title II Allocation ELL and Immigrant Counts Summary Report will also display your Immigrant student count.

New York State Education Department



SIRS-652 Annual Title III Allocation ELL and Immigrant Counts Summary Report
Data Contained in the Student Information Repository System

School Year:

District:

Finish

Data Refresh Date: June 8, 2020

Grades	ELL Count	Immigrant Count
All Grades	111	102
KF	12	20
01	18	21
02	13	23
03	12	19
04	8	12
05	11	13
06	7	23
07	6	11
08	6	11
09	3	12
10	2	15
11	1	8
12	0	4