

# Gadsden NJROTC Questionnaire 19-20

Name: \_\_\_\_\_

## **Orders to the Sentry**

1. **To Take** charge of this post and all government property in view.
2. **To Walk** my post in a military manner keeping always on the alert and observing everything that takes place within sight or hearing.
3. **To Report** all violations of orders I am instructed to enforce.
4. **To Repeat** all calls from post more distant from the guardhouse than my own.
5. **To Quit** my post only when properly relieved.
6. **To Receive**, obey, and pass on the sentry who relieves me, all orders from the Commanding Officer, Command Duty Officer, Officer of the Deck, and officers and petty officers of the watch only.
7. **To Talk** to no one except in the line of duty.
8. **To Give** the alarm in case of fire or disorder.
9. **To Call** the Officer of the Deck in any case not covered by instructions.
10. **To Salute** all officers and all colors and standards not cased.
11. **To Be** especially watchful at night, and during the time for challenging, challenge all persons on or near my post, and to allow no one to pass without proper authority.

## **Eleven Principles of Leadership**









1. Know yourself and seek self-improvement.
2. Be technically proficient.
3. Seek responsibility and take responsibility for your actions.
4. Make sound and timely decisions.
5. Set the example.
6. Know your people and look out for their well-being.
7. Keep your workers informed.
8. Develop a sense of responsibility in your workers.
9. Ensure that tasks are understood, supervised, and accomplished.
10. Train as a team.
11. Use the full capabilities of your organization.

## Chain of Command











<b>Commander in Chief</b>	The Honorable Donald J. Trump
<b>Vice President</b>	The Honorable Mike R. Pence
<b>Speaker of the House</b>	The Honorable Nancy Pelosi
<b>Secretary of State</b>	The Honorable Mike Pompeo
<b>Secretary of Defense</b>	The Honorable Mark T. Esper
<b>Secretary of the Navy</b>	The Honorable Richard V. Spencer
<b>Secretary of Homeland Security</b>	The Honorable Kevin McAleenan
<b>Chairman Joint Chief of Staffs</b>	General Joseph Dunford
<b>Chief of Naval Operations</b>	Admiral Michael Gilday
<b>Naval Education &amp; Training Command</b>	Rear Admiral Kyle Cozad
<b>Naval Service &amp; Training Command</b>	Rear Admiral Milton J. Sands III
<b>Master Chief Petty Officer of the Navy</b>	Master Chief Petty Officer Russell Smith
<b>Head of NJROTC Program</b>	Captain (Ret) Tim Daseler
<b>Commandant of the Marine Corps</b>	General David H. Berger
<b>Sergeant Major of the Marine Corps</b>	Sergeant Major Troy E. Black
<b>Area 9 Manager</b>	Commander Merv Dial
<b>Senior Naval Science Instructor</b>	Lieutenant Commander Mark Morrell
<b>Naval Science Instructor</b>	Chief Petty Officer Jesus Escudero
<b>Governor of New Mexico</b>	The Honorable Michelle Lujan Grisham
<b>New Mexico Senators</b>	The Honorable Martin Hendrich The Honorable Tom Udall
<b>New Mexico Representatives</b>	
<b>(1st Congressional District)</b>	The Honorable Michelle Lujan Grisham
<b>(2nd Congressional District)</b>	The Honorable Steven Pearce
<b>(3rd Congressional District)</b>	The Honorable Ben R. Lujan

# Navy Rates & Ranks

## Enlisted

<u>Pay Grade</u>	<u>Picture</u>	<u>Name of Rate/Rank</u>	<u>Description</u>
<u>E-1</u>	none	Seaman Recruit	No insignia
<u>E-2</u>		Seaman Apprentice	Two diagonal silver bars
<u>E-3</u>		Seaman	Three silver diagonal bars
<u>E-4</u>		Petty Officer 3rd Class	A silver eagle perched on a silver chevron
<u>E-5</u>		Petty Officer 2nd Class	A silver eagle perched on 2 silver chevrons
<u>E-6</u>		Petty Officer 1st Class	A silver eagle perched on 3 silver chevrons
<u>E-7</u>		Chief Petty Officer	A Gold fouled anchor with a silver USN imposed
<u>E-8</u>		Senior Chief Petty Officer	A Gold fouled anchor with a silver USN imposed and 1 star
<u>E-9</u>		Master Chief Petty Officer	A Gold fouled anchor with a silver USN imposed and 2 stars











## Officers

<u>O-1</u>		Ensign	One gold bar
<u>O-2</u>		Lieutenant Junior Grade	One silver bar
<u>O-3</u>		Lieutenant	Two silver bars
<u>O-4</u>		Lieutenant Commander	A gold oak leaf
<u>O-5</u>		Commander	A silver oak leaf
<u>O-6</u>		Captain	A silver eagle perched on a silver olive branch
<u>O-7</u>		Rear Admiral Lower Half	One silver star
<u>O-8</u>		Rear Admiral Upper Half	Two silver stars
<u>O-9</u>		Vice Admiral	Three silver stars
<u>O-10</u>		Admiral	Four silver stars









<b><u>O-11*</u></b>		Fleet Admiral*	Five silver stars in the shape of a pentagon
---------------------	--	----------------	--



## Marine Corps Rates & Ranks

### Enlisted

<u>Pay Grade</u>	<u>Picture</u>	<u>Name of Rate/Rank</u>	<u>Description</u>
<b><u>E-1</u></b>	none	Private	No insignia
<b><u>E-2</u></b>		Private First Class	One stripe
<b><u>E-3</u></b>		Lance Corporal	Two stripe with crossed rifles
<b><u>E-4</u></b>		Corporal	Two stripes with crossed rifles
<b><u>E-5</u></b>		Sergeant	Three stripes with crossed rifles
<b><u>E-6</u></b>		Staff Sergeant	Three stripes with crossed rifles and 1 rocker
<b><u>E-7</u></b>		Gunnery Sergeant	Three stripes with crossed rifles and 2 rockers
<b><u>E-8</u></b>		Master Sergeant	Three stripes with crossed rifles and 3 rockers
<b><u>E-8</u></b>		First Sergeant	Three stripes with a diamond and 3 rockers
<b><u>E-9</u></b>		Master Gunnery Sergeant	Three stripes with an exploding bomb and 4 rockers
<b><u>E-9</u></b>		Sergeant Major	Three stripes with a star and 4 rockers









### Officers

<b><u>O-1</u></b>		2nd Lieutenant	One gold bar
<b><u>O-2</u></b>		1st Lieutenant	One silver bar
<b><u>O-3</u></b>		Captain	Two silver bars
<b><u>O-4</u></b>		Major	A gold oak leaf
<b><u>O-5</u></b>		Lieutenant Colonel	A silver oak leaf
<b><u>O-6</u></b>		Colonel	A silver eagle perched on a silver olive branch
<b><u>O-7</u></b>		Brigadier General	One silver star
<b><u>O-8</u></b>		Major General	Two silver stars






<u>O-9</u>		Lieutenant General	Three silver stars
<u>O-10</u>		General	Four silver stars

## NJROTC Rates & Ranks

### Enlisted

<u>Pay Grade</u>	<u>Picture</u>	<u>Name of Rate/Rank</u>	<u>Description</u>
<u>E-1</u>	none	Cadet Seaman Recruit	No insignia
<u>E-2</u>		Cadet Seaman Apprentice	Two silver diagonal bars
<u>E-3</u>		Cadet Seaman	Three silver diagonal bars
<u>E-4</u>		Cadet Petty Officer 3rd Class	A silver eagle perched on a silver chevron
<u>E-5</u>		Cadet Petty Officer 2nd Class	A silver eagle perched on two silver chevrons
<u>E-6</u>		Cadet Petty Officer 1st Class	A silver eagle perched on three silver chevrons
<u>E-7</u>		Cadet Chief Petty Officer	A Gold eagle perched on a gold fouled anchor
<u>E-8</u>		Cadet Senior Chief Petty Officer	A Gold eagle perched on a gold fouled anchor with 1 star
<u>E-9</u>		Cadet Master Chief Petty Officer	A Gold eagle perched on a gold fouled anchor with 2 stars

### Officers

<u>O-1</u>		Cadet Ensign	One gold bar
<u>O-2</u>		Cadet Lieutenant Junior Grade	Two gold bars
<u>O-3</u>		Cadet Lieutenant	Three gold bars
<u>O-4</u>		Cadet Lieutenant Commander	Four gold bars
<u>O-5</u>		Cadet Commander	Five gold bars

**Reporting in**

Good morning/afternoon sir/ma'am, cadet \_\_\_\_\_ is standing by for your inspection.

**How are you doing cadet?**

It's a fine Navy Day.

**What did you have for breakfast?**

This cadet had a piece of toast and a glass of orange juice.

**Where is Gadsden High School Located?**

Gadsden it is located in Anthony, New Mexico approximately 16 miles south of Las Cruces.

**How long have you been in NJROTC?**

This cadet has completed \_\_\_\_ year(s) of NJROTC and is currently in my \_\_\_\_ year.

**What does NJROTC stand for?**

NJROTC stands for Navy **J**unior **R**eserve **O**fficer **T**raining **C**orps.

**What is the mission of NJROTC?**

The mission of NJROTC is to motivate young cadets to becomes better citizens.

**How should the NJROTC uniform be worn?**

The NJROTC uniform should be worn with pride and dignity.

**In what year did NJROTC begin?**

NJROTC began in 1916.

**When did New Mexico become a state?**

New Mexico became a state in January 6, 1912.

**How old is the Navy/Marine Corps?**

The Navy is \_\_\_\_ years old. The Marine Corps is \_\_\_\_ years old.

**When is the Navy's birthday and how old is it?**

The Navy's birthday is in October 13, 1775.

**When is the Marine Corps birthday and how old is it?**

The Marine Corps birthday is in November 10, 1775.

**What are the core values of the Navy and what do they represent?**

Honor- A keen sense of ethical conduct.

Courage- Mental/ moral sense to venture, persevere, and withstand danger,fear and difficulty.

Commitment- A state of being bound, emotionally and or intellectually, to a course of action, or to a person or persons.

**Who is the father of the Navy?**

The father of the Navy is Captain John Paul Jones.

**What is the mission of the Navy?**

The mission of the Navy is to maintain, train, and equip combat ready Naval forces capable of winning wars, deterring aggression, and maintaining freedom of the seas.

**What does USN on a Chief Petty Officer rank signify?**

Unity, Service, and Navigation

**What is the proper way to enter a U.S. vessel?**

Salute the National Ensign and commanding officer and request permission to come aboard.

**When is a Fleet Admiral Required?**

It is required during major war or when there is two countries to appoint one over the other.

## **U.S. Military History**

### **Where and where did the Civil War begin?**

The Civil War began in Fort. Sumter, South Carolina in the year 1861.

### **Who were the primary antagonist during WWI?**

Germany, Austria Hungary, and Turkey

### **Who were the primary antagonist during WWII?**

Germany, Italy, and Japan.

### **What happened on December 7, 1941 in Hawaii?**

On December 7, 1941 Japan attacked Pearl Harbor.

### **The Revolutionary War started in what year against what Country?**

The Revolutionary War started in the year 1775 against Great Britain.

### **Who was the Commander of the Revolutionary Army?**

The Commander of the Revolutionary Army was General George Washington.

### **The Korean War started and end in what years?**

The Korean War started in the year 1950 and ended in the year 1953.

### **What war did the U.S. fight in the 1960's and 1970's?**

In the 1960's and 1970's, the U.S. fought in the Vietnam War.

### **Who was the first Commander in Chief of the United States of America?**

The first Commander in Chief of the United States was General George Washington.

## **Health/Fitness**

### **What is the purpose of First-Aid?**

1. To save lives
2. To prevent further injury
3. To preserve good health and resistance to infection.

### **What are the four life saving steps in order?**

1. Open the Airway
2. Restore the breathing
3. Stop the bleeding
4. Treat for shock
5. Protect the wound

### **What are the ABC's for the first life saving steps?**

- A- Airway
- B- Breathing
- C- Circulation

### **What are four ways to stop the bleeding?**

- Direct pressure
- Elevation
- Pressure point
- Tourniquet (Last Resort)

### **When should a tourniquet be used?**

A tourniquet should be used during a heavy blood loss or as a last resort to prevent blood loss.

### **What are the two types of fractures?**

- Closed- The skin has not been punctured.
- Open- The skin has been punctured.

### **What two main treatments for cuts?**

Stop the bleeding and prevent infection.



# **Uniform Knowledge**

## **Regulation of shirt**

Male- Well ironed and pressed with a properly placed NJROTC patch. No eth pennants or holes from misplaced insignias, and has 8 buttons.

Female- Well ironed and pressed with a properly placed NJROTC patch. No eth pennants or holes from misplaced insignias, and has 5 buttons.

## **Regulation of trousers**

Male- Well ironed, pressed, and creased with seven belt loops. No lint or stains should be visible and they should touch the sole of my shoes.

Female- Well ironed, pressed, and creased. No lint or stains should be visible and they should touch the sole of my shoes.

## **Regulation of hair**

Male- Neat, clean, trimmed and present a well-groomed appearance. Shall be no longer than 4 inches and must not touch the ears and collar of my shirt.

Female- Clean, neatly shaped, and present a well-groomed appearance. Hair brushed in a well done bun with no hairs sticking out and shall not touch the collar.

## **Regulation of shoes**

Should be highly polished entirely, not just the toe area with shoelaces double knotted, neatly tucked in.

## **What is the measurement of your anchor on your cover?**

The anchor is centered 2 inches back from the center crease on the left side and 1½ inches from the bottom edge.

## **What is the measurement of your rank on your cover?**

The rank is centered 2 inches back from the center crease on the right side and 1½ inches from the bottom edge.

## **What is the measurement of your J-Bar on your collar?**

The J-Bar is centered 1 and ⅞ of an inch from the collar point on the left side.

## **What is the measurement of your rank/rate on your collar?**

The rank is centered 1 and ⅞ of an inch from the collar point on the right side.

## **What is the measurement of your nametag?**

Male- The nametag is centered ¼ of an inch from the center breast pocket on the right side.

Female- The nametag is centered and parallel to the deck, 6 and ¼ inches from the top shoulder crease on the right side.

## **What is the measurement of your ribbons?**

Male- The ribbons are centered ¼ of an inch from the center breast pocket on the left side.

Female- The ribbons are centered and parallel to the deck, 6 and ¼ inches from the top shoulder crease on the left side.

## **What is the measurement of your stars?**

The stars are centered ¼ of an inch from the top row of the ribbons.

## **What does the NJROTC patch have and signify?**

An eagle, ship, and anchor, and they signify The United States, The USS Constellation, and Maritime tradition.

## **What is Gigline?**

Gigline is the alignment of shirt, belt buckle, and trousers.

## **Drill Knowledge**

### **What is the definition of**

- **Leadership**- The art of influencing your team to accomplish a mission.
- **Integrity**- The combinations of sound, moral principles, as well as truthfulness and honesty.
- **Character**- Your inner strength, doing what you believe is right, regardless of danger or circumstances.
- **Moral Courage**- Standing up to your values, moral principles, and convictions even when it may be hard to do so.
- **Rank**- An alignment of cadets placed side by side.
- **Interval**- Is the measurement shoulder to shoulder and is approximately one arm's length
- **Distance**- Is the measurement from front to back and it is 40 inches.
- **Cadence**- A rhythmic rate of march at a uniform step.

### **What is the purpose of drill?**

- A. Move units from one place to another in a standard, orderly manner.
- B. Provide simple formations from which combat formations may be readily assumed.
- C. Teach discipline by instilling habits of precision and automatic response to orders.
- D. Increase confidence of cadets through the exercise of command, by the giving of proper commands, and by control of drilling troops.

### **Describe Attention (to detail)?**

Standing straight, looking forward without moving or talking. Your feet are at a 45 degree angle, arms straight at your sides with your hands in a natural curl and thumbs along the seam of your trousers.

### **What are four positions of rest?**

- At ease
- At rest
- Parade rest
- Fall out

### **When at parade rest, how far apart are your feet?**

12 inches

### **What is the size of the step in left and right step?**

12 inches

### **What is the length of a step at half step and back step?**

15 inches measured heel to heel.

### **What is the length of a full step at quick time?**

30 inches measured heel to heel.

### **What is the length of a step at double time?**

36 inches measured heel to heel.

### **What is the cadence (steps per minute) when marching at Slow Time?**

60 steps per minute

### **What is the cadence (steps per minute) when marching at quick time?**

112-120 steps per minute

### **What is the cadence (steps per minute) when marching at double time?**

180 steps per minute

### **When mark timing, how far off the deck should your heel be?**

6 inches off the deck.

### **What is the command given by a leader to revoke a previously given command?**

As you were.

**What are two reasons to use mass commands?**

To develop confidence, promote enthusiasm, and develop command voice.

**What are four types of commands?**

- Preparatory commands
- Command of execution
- Combined commands
- Supplementary commands

**What are preparatory commands?**

Commands that indicates a desired movement to be made and may also indicate the direction of the movement.

**What are commands of execution?**

Commands that causes the desired movement to be executed.

**What are combined commands?**

Commands that are combined and act as a preparatory command, and command of execution.

**What are supplementary commands?**

Commands given by a subordinate leader that cause the component units to act individually.

**How many counts is a Right/Left Face?**

2 counts

**How many counts is an About Face?**

2 counts

**\*What is your rifle nomenclature?**

This cadet’s rifle nomenclature is a 7.82 mm M1903 Springfield replica. It is magazine fed, manually operated, bolt action shoulder weapon. When fully operational its range would vary between 2,500 to 3,500 yards depending on the elevation of the muzzle and type of ammunition used. The type of ammunition used is a 30 ought 3 and 30 ought 6. It is 43 inches long and weighs 9 pounds when unloaded and 9.3 pounds when loaded.

**\*What is the length of the barrel?**

24 inches long

**\*Are there any Rifle Attachments?**

- A Bayonet (weighs 1 pound)
- Magazine Cartridge (weighs .3 pounds)

**\*What is the length of the Bayonet?**

16 inches

**\*What is the capacity in a Magazine?**

5 rounds

**\*What is the reason for looking down at the chamber during inspection arms?**

To insure the inspecting officer that I am not handing them a loaded weapon.

**\*What is your rifle number?**

This cadet’s rifle number is \_\_\_\_\_.

**What is the sum of it?**

The sum of this cadet’s rifle number is \_\_\_\_\_.

# Flag Knowledge

## What are the colors of the American Flag and what do they represent?

- Red- Hardiness, Valor, and Zeal
- White- Hope, Purity, and Innocence
- Blue- Reverence to God, Loyalty, Vigilance, Perseverance, and Justice

## What do the 5 points on the star represent?

- Courage
- Duty
- Family
- Honor
- Military

## How many stars does the American Flag have and what do they represent?

The American Flag has 50 stars and they represent the 50 States.

## How many stripes does the American Flag have and what do they represent?

The American Flag has 13 stripes (7 red and 6 white) and they represent the 13 Original Colonies.

## What are the names of the 13 original colonies?

- Connecticut
- Delaware
- Georgia
- Maryland
- Massachusetts
- New Hampshire
- New Jersey
- New York
- North Carolina
- Pennsylvania
- Rhode Island
- South Carolina
- Virginia

## When is flag day?

Flag day is on June 14, 1777.

## When should the the flag be raised and lowered?

- Should be raised Ashore on Naval stations at 0800 (reveille) and lowered at sunset (retreat).
- At sea, 24 hours a day from the main mast.

## How should the flag be raised and lowered?

The flag should be hoisted briskly and lowered slowly and with dignity.

## How should the flag be raised at Half Staff?

You raise the flag briskly all the way to the top of the flagpole and lower it slowly to Half Staff.

## Name the places that the American Flag can be flown 24 hours a day.

- The Capital
- Marine Memorial
- Fort. McHenry
- USS Arizona Memorial
- Mt. Suribachi, Iwo Jima
- Flag House Square Baltimore

## What are the types of flags and their sizes?

- Storm - 5 ' x 9 ½ '
- Post - 10 ' x 19 '
- Garrison - 20 ' x 38 '

## What is another term for the American Flag?

The National Ensign

## What does the term National Ensign refer to?

The term refers to a flag flown by ships or boats.

## What does the term National Colors refer to?

The term refers to a flag carried by a dismounted units.

## What is a standard?

A standard is a flag mounted on a car.

**What is the large ball found on top of a stationary flag and what is in it?**

A truck and it contains a match so that the enemy doesn't get it, and a bullet to kill myself after burning the flag.

**What does the American flag flown upside down signify?**

The American Flag flown upside down is a sign of distress.

**What is a Union Jack?**

A Union Jack is a field of blue with white stars, when authorized it is flown from the jackstaff of a US Navy ship in port.

**What is a Navy Jack?**

A Navy Jack is a flag with red and white stripes with a rattlesnake imposed with an expression "Don't Tread on Me" below the snake. It is currently being flown because of the world on terror.

**What are the things that you cannot do with an American Flag?**

- Do not dip the American Flag to any person or thing.
- Do not let the American Flag touch the ground, floor, or trail in water.
- Do not use the American Flag for any part of a costume.
- Do not use the American Flag for any kind of advertisement.

**What is the National Flag (American Flag) a symbol of?**

The National Flag (American Flag) is a symbol of patriotism.

**Who was credited with making the first American Flag ever used?**

Betsy Ross was credited with making the first American Flag ever used.

**Who wrote the Star Spangled Banner?**

Francis Scott Key wrote the Star Spangled Banner.

**When was the Star Spangled Banner written?**

The Star Spangled Banner was written during the Bombardment of Fort. McHenry during the war of 1812.

**What is the purpose of having rifles during a Color Guard?**

The purpose of the rifles in a Color Guard is to protect the National Colors.

**Can you conduct an about face in a Color guard?**

No, it is not proper protocol due to carrying the colors.

**On what side is the U.S. Flag carried?**

The U.S. Flag is always carried to the right (the position of honor) of all other flags.

**What is the rule of thumb for displaying the colors?**

The rule of thumb when displaying the colors is "Stars and Stripes."

**How many stars show on a properly folded U.S. Flag?**

Four stars should be displayed on a properly folded U.S. Flag.

**How is the flag displayed on Memorial Day?**

It is displayed at Half Staff until noon and then raised to full staff.

**When can an All Weather Flag be displayed?**

An All Weather Flag can be displayed at all times when properly lit at night.

**What should happen when a flag is no longer fit to be an emblem for display?**

When the flag is no longer a fitting emblem for displaying, it should be retired with dignity, preferably by burning in private.

**What are the only flags that are allowed to be flown higher than the U.S. Flag?**

The United Nations Flag at the United Nations Building and the Church Pennant while at sea.

**How many days is the U.S. Flag at half staff when the President or former President dies?**

30 days

**How many days is the U.S. Flag at half staff for the death of the Speaker of the House, Vice President, Chief Justice, or retired Chief Justice of the United States?**

10 days

**How many days is the U.S. Flag at half staff for the death of a member of Congress?**

On the day of the death and the following day.

**What are the colors of the map and what do they represent?**

- **Black-** Man made objects
- **Brown-** Contour lines
- **Red-** Main Highways
- **Green-** Thick Vegetation
- **Blue-** Water/Ocean
- **White-** Forest

**Phonetic Alphabet**

\* Be prepared to **spell** your **First Name, Last Name, NJROTC** and **anything particular** in Phonetic alphabet\*

A	Alpha	N	November
B	Bravo	O	Oscar
C	Charlie	P	Papa
D	Delta	Q	Quebec
E	Echo	R	Romeo
F	Foxtrot	S	Sierra
G	Golf	T	Tango
H	Hotel	U	Uniform
I	India	V	Victor
J	Juliet	W	Whiskey
K	Kilo	X	Xray
L	Lima	Y	Yankee
M	Mike	Z	Zulu

## Unit Personnel Inspection (UPI)

<p><b><u>Note*</u></b></p> <p>Memorize your squad, guidon, and platoon commander. Including rank and name.</p> <p>Who is to your left and right.</p> <p>Who is in back and front of you.</p>	<b><u>5th Sqd LDR</u></b>						
	<b><u>4th Sqd LDR</u></b>						
	<b><u>3rd Sqd LDR</u></b>						
	<b><u>2nd Sqd LDR</u></b>						
<b><u>Guidon</u></b>	<b><u>1st Sqd LDR</u></b>						

**Platoon CDR**

### Ribbons

\***Memorize** your ribbons in order (top to bottom and bottom top)

\*Know your **Senior Ribbon** (highest ribbon earned) and your **Junior Ribbon** (lowest ribbon earned)
