



John Jay High School

OFFICIAL TRANSCRIPT

60 North Salem Rd. / Rte. 121

Cross River, NY 10518

ACT/CEEB CODE: 332645

(914)763-7200 Fax (914)763-3731

Page 1 of 1

Class Size: 256

8 Semester Weighted GPA: 89.667

Gender:

Date Of Birth:

Courses in Progress

Year: 2018-2019	Grade: 12	Grade	Credits
ARCHITECTURE 4			1.00
ENG 12:LANG & MEDIA THE SERIES			1.00
PRECALCULUS			1.00
PHYSICAL EDUCATION 11/12 FALL		.25	
PHYSICAL EDUCATION 11/12 SPRIN		.25	
*AP CHEMISTRY		1.00	
ANATOMY & PHYSIOLOGY-MACRO		.50	
ANATOMY & PHYSIOLOGY-MICRO		.50	
ECONOMICS		.50	
SPORTS AND AMERICAN SOCIETY		.50	

Course	Grade	Credits
--------	-------	---------

Year: 2014-2015	Grade: 8		
Earth Science		82	1.00
			1.00
Year: 2015-2016	Grade: 9		
ENGLISH 9		87	1.00
GLOBAL HISTORY & GEOGRAPHY 9		87	1.00
ALGEBRA 1		85	1.00
COLLEGE PREPARATORY BIOLOGY		85	1.00
SPANISH 1		97	1.00
DESIGN & DRAW FOR PRODUCTION		96	1.00
PHYSICAL EDUCATION 9/10 FALL		A	0.25
PHYSICAL EDUCATION 9/10 SPRING		A	0.25
			6.50
Year: 2016-2017	Grade: 10		
ENGLISH 10		85	1.00
GLOBAL HISTORY & GEOGRAPHY 10		90	1.00
GEOMETRY/ALGEBRA 2& PRE-CALC 1		80	1.00
COLLEGE PREPARATORY CHEMISTRY		84	1.00
SPANISH 2A		94	1.00
ARCHITECTURE 1		98	0.50
ARCHITECTURE 2		96	0.50
PHYSICAL EDUCATION 9/10 FALL		B+	0.25
PHYSICAL EDUCATION 9/10 SPRING		A-	0.25
HEALTH		95	0.50
			7.00
Year: 2017-2018	Grade: 11		
21-11 THE ENGLISH EXP.21ST CEN		94	1.00
US HISTORY & GOVERNMENT		91	1.00
ALGEBRA 2		88	1.00
COLLEGE PREPARATORY PHYSICS		94	1.00
SPANISH 3		87	1.00
ARCHITECTURE 3		98	1.00
PHYSICAL EDUCATION 11/12 FALL		P	0.25
PHYSICAL EDUCATION 11/12 SPRIN		A-	0.25
			6.50

Computation of GPA:

- * Honors / AP courses receive an additional five points. The un-weighted grade is shown.
- + Courses designated by a plus (+) have been retaken. Only the higher grade is included in GPA.
- P.E. classes are not included in GPA.

Additional Information:

Information about the school's academic program can be found on the school profile. Grade 8 students have the opportunity to accelerate in world language, math and science. The school's website is jjhs.klschools.org. Lowest passing grade is a 65.

Assessments

Date	Assessment	Score
	2015 Regents Phy Set/Earth Science	84
	2016 Regents Algebra 1 Common Core	86
	2017 Regents Global History	88
	2018 Regents US History	96
	2018 Regents ELA Common Core	89

Total Credits Earned: 21.00

Director of Counseling: Marisa Merlino

School Counselor:

Signature:

Date Printed: 10/15/2018



**The High School Profile, Step-by-Step Guide ,
and
The Course Description Guide
are on line.**

**Please visit the Counseling Center's web page
located @**

http://jjhs.klschools.org/groups/4743/counseling/Home

John Jay High School
Katonah-Lewisboro Union Free School District
Profile 2018-2019

60 North Salem Road
Cross River, New York 10516
Counseling Center
Phone: (914) 763-7203 Fax: (914) 763-3731
CEEB - ACT CODE: 332645

Administration

Mr. Andrew Selenick, Superintendent Dr. Steven T. Sullivan, Principal
 Mr. Vincent Bell, Assistant Principal Mr. Samir Bhasia, Assistant Principal Mr. Kim Pozzolino, Assistant Principal

John Jay High School Counseling Center

Mrs. Maria Marino, Director mmarino@klschools.org	Mr. Rob DeBer robdeber@klschools.org	Mr. Melissa Simon msimon@klschools.org
Counselors: Ms. Carlyn Bouchichio cbouchichio@klschools.org	Mr. Matthew Conner mconner@klschools.org	Mr. Susan Siskelchay ssiskelchay@klschools.org
	Mr. Lory Mestrove lmestrove@klschools.org	Mr. Jason Smith jsmith@klschools.org

Community

Katonah-Lewisboro is a suburban community of 21,000 people located in Westchester County, New York, 50 miles north of New York City. The school district includes the communities of Cross River, Goldens Bridge, Katonah, Lewisboro, North Salem, Pearl Ridge, Purdy, South Salem, Waccabuc and Vista. Residents are primarily professionals with a strong commitment to education and to the success of each student.

School

John Jay High School is a comprehensive four-year high school with an enrollment of approximately 1050 students. We are accredited by the New York State Board of Regents and participate in the State Consortium model. Curricular offerings vary to address all students, ranging from College Preparatory to Advanced Placement and Honors.

The John Jay High School faculty, recognized as one of the best in Westchester County, is a team of approximately 100 educators who express a lifelong commitment to the teaching and learning process. All have completed their Master's degree.


Student Achievement

The school graduated 292 students in June 2018 with 98% of these students moving on to higher education. Of these college-bound students, 90% planned on attending four-year colleges and universities.

Approximately 87% of the student body participates in at least one extracurricular activity. Noteworthy are: a unique governing body which models the U.S. Congress, Congress Congress; an outstanding music and performing arts program; the award-winning school newspaper, The John Jay Focus; and approximately 40 interscholastic athletic teams.


Visits by Admissions Representatives:

College representatives are always welcome to visit with counselors and interested students.
Please call the Counseling Center at (914) 763-7357.



www.klschools.org

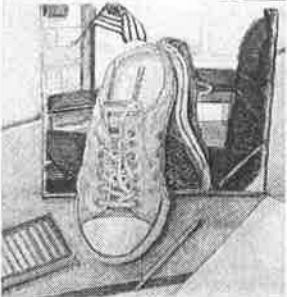
**John Jay High School
COUNSELING CENTER**



**STEP-BY-STEP GUIDE
TO COLLEGE ADMISSION**

CLASS OF 2020

JOHN JAY HIGH SCHOOL



Drawing by: Emily Knowlton

**COURSE DESCRIPTION GUIDE
2019 - 2020**

COMPARISON OF THE SAT AND THE ACT

	SAT	ACT	KEY DIFFERENCES
FOR-MAT AND LENGTH	5 sections Writing & Language; Reading: 2 Math; Essay Total testing time: 3 hours, 50 minutes (includes essay)	5 sections English; Math; Reading; Science; Writing Total testing time: 3 hours, 35 minutes (includes essay)	The SAT has a stronger emphasis on math, whereas the ACT has a stronger emphasis on science. Overall testing time and section lengths are similar. SAT questions generally require more critical thinking, but the SAT also provides 30-40% more time per question.
SCORING	Total Score: 400-1600 Evidence-Based Reading and Writing: 200-800 Math: 200-800 Essay (not added into total score): 2-8 in each of three domains	Composite Score: 1-36 (average of 4 test scores) English: 1-36 Math: 1-36 Reading: 1-36 Science: 1-36 Writing (not averaged into composite score): 2-12	The ACT Composite Score is the average of your four test scores, so a change in one test score may not be reflected in the Composite. The ACT Composite is divided into relatively few possible scores, so an increase of one point can represent a significant difference in abilities. The SAT Total Score is the sum of the test scores.
WRITING & LANGUAGE/ ENGLISH	Revise and edit a piece of writing Standard English grammar and usage Punctuation Logical structure Effective rhetoric	Revise and edit a piece of writing Standard English grammar and usage Punctuation Logical structure Effective rhetoric	The SAT Writing & Language and ACT English Tests are similar in format and content. The SAT has more emphasis on rhetoric and typically has more complex passages, but offers about 33% more time per question than the ACT does. The SAT also includes questions relating to data graphics.
MATH	Pre-algebra through basic trigonometry 12 Grid-In questions (no answer choices) Strong emphasis on Algebra Calculator prohibited on one section	Pre-algebra through basic trigonometry Extensive range of concepts tested Formulas not provided 5 answer choices per question (rest of test has 4)	The SAT and ACT Math Tests cover similar ranges of concepts. The ACT requires a broad, basic knowledge of many concepts. The SAT requires a deep knowledge of a core set of concepts, particularly algebra. The SAT offers about 38% more time per question than the ACT does.
READING	4 single passages and 1 paired passage 2 passages include diagrams/charts 2 vocabulary-in-context questions per passage 2 evidence questions per passage	4 single or paired passages Consistent order of subject areas: Literary Narrative and Prose Fiction, Humanities, Social Sciences, Natural Sciences	The ACT Reading Test emphasizes basic reading comprehension but challenges students with its speed. The SAT Reading Test emphasizes defining vocabulary in context, understanding the role of the author, and defending answers with textual evidence. The SAT typically contains more complex passages, but offers about 43% more time per question.
SCIENCE	The SAT does not have a stand-alone Science section, but 21 science questions are included throughout the Math, Reading, and Writing & Language Tests	40 questions distributed over 6 or 7 passages Emphasis on charts, diagrams, etc. Science is a reasoning test—rarely requires prior specific science knowledge	The ACT Science Test measures interpretation, analysis, evaluation, reasoning, and problem-solving skills. The test uses scientific language and reasoning, but rarely requires any specific knowledge from your academic science classes. While there are science questions throughout the SAT, there is no specific Science section.
ESSAY	50 minutes Analyze a passage and evaluate author's reasoning and rhetoric Student opinions discouraged Scored on 2-8 scale on each of three domains: Reading, Analysis, Writing	40 minutes Evaluate three perspectives on a contemporary issue Student opinions encouraged Scored on 2-12 scale on each of 4 domains: Ideas & Analysis, Development & Support, Organization, Language Use & Conventions	The ACT essay emphasizes crafting and comparing arguments. The SAT essay emphasizes understanding and analyzing how arguments are crafted. The ACT allows for more creativity, whereas the SAT requires strong analytical reading skills and provides more time to write the essay.

SAT REASONING TESTS AND SUBJECT TESTS - 2019

Test Date	Test	Normal Registration	Late Registration
March 09, 2019	SAT	February 8, 2019	Mailed: Feb 19 Online: Feb 27
*May 4, 2019	SAT & Subject Tests (check subject test availability)	April 5, 2019	Mailed: April 16 Online: April 24
*June 1, 2019	SAT & Subject Tests (check subject test availability)	May 3, 2019	Mailed: May 14 Online: May 22
August 24, 2019	SAT & Subject Tests (check subject test availability)	These are anticipated testing dates No other information is available at this time	
*October 5, 2019	SAT & Subject Tests (check subject test availability)		
*November 2, 2019	SAT & Subject Tests (check subject test availability)		
December 7, 2019	SAT & Subject Tests (check subject test availability)		

***Please Note:** The exam is administered at John Jay High School on Saturdays in May, June, October and November.

- **Most SAT scores are released about two weeks after test day. June scores take longer, up to six weeks.**
- On March 9th, only the SAT Reasoning Test is offered.
- Sunday administrations occur the day after each Saturday test date for students who cannot test on Saturday due to religious observance.
- The Language Tests with listening are offered only in November.
- Mailed registration materials must be postmarked by the deadline dates.

ACT TEST DATES - 2019

Test Date	Regular Deadline	Late Fee Required
February 9, 2019	January 11, 2019	January 12-18, 2019
April 13, 2019	March 8, 2019	March 9-25, 2019
*June 8, 2019	May 3, 2019	May 4-20, 2019
July 13, 2019	June 14, 2019	June 15-24, 2019
September 14, 2019	**Registration deadlines will be announced in March, 2019	
*October 26, 2019		
December 14, 2019		

Please Note: The exam is administered at John Jay High School on Saturdays in June and October.

(When registering for the ACT, it is important to confirm that John Jay High School, Cross River is a test center for the specific date you are interested in taking the test.)