



Sweetwater County School District #1

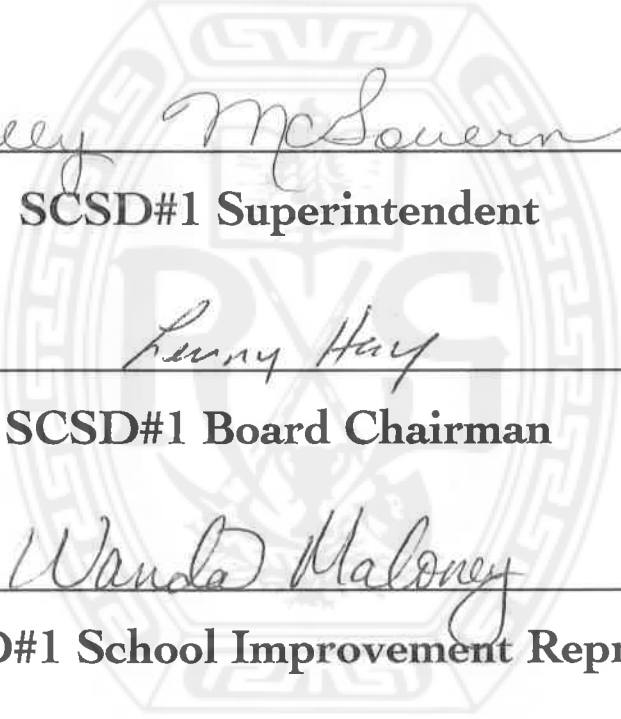


Pilot Butte Elementary
WILDCATS

Rock Springs, Wyoming
Susan Dickman, Principal

2017-2018

PLAN SIGNATURES



Kelley McSauer

SCSD#1 Superintendent

Lenny Hay

SCSD#1 Board Chairman

Wanda Maloney

WAEA SCSD#1 School Improvement Representative

School Improvement Steering Committee Signatures

Susan Dickman

Principal

Dr. Helen Kim

Parent

Karla McCurtain

Co-chair/5th Grade Teacher

Andrea Tate

Co-chair/5th Grade Teacher

Kelsey Johnson

5th Grade Teacher

Mark Ellwein

6th Grade Teacher

Kathleen Lavery

Special Education Teacher

State Accountability Report



2016-17 School Performance Report For Elementary and Middle School Grades

| | |
|--|--|
| District Name: Sweetwater #1 School Name: Pilot Butte Elementary Grades Served: 5-6 Enrollment: 464 <p style="text-align: center; font-weight: bold;">MEETING EXPECTATIONS</p> | Schools in Wyoming may fall within one of four performance levels based on their pattern of performance on FOUR indicators: Achievement, Growth, Equity, and Participation Rate. The FOUR performance levels are: <ul style="list-style-type: none"> • EXCEEDING EXPECTATIONS • MEETING EXPECTATIONS • PARTIALLY MEETING EXPECTATIONS • NOT MEETING EXPECTATIONS (For a description of the performance levels see the end of this report.) |
|--|--|

[School Accountability Implementation Handbook](#)

[Click this link for more information about the Wyoming Accountability in Education Act \(WAEA\).](#)

| School Indicator Performance | | | |
|--|-----------------|-------------------|--|
| Only students enrolled at the school for a full academic year were included. Full Academic Year is October 1st through the midpoint of the state assessment window. | | | |
| Indicator | Category | Count of Students | Description |
| Growth | Meeting Targets | 401 | Growth is a median student growth percentile (MGP) in reading and math combined for all students in grades four through eight as measured by the PAWS. |
| Equity | Meeting Targets | 135 | Equity is the median student growth percentile (MGP) in reading and math combined for a subgroup of students who had low reading and math test scores in the prior year. |
| Achievement | Meeting Targets | 423 | Achievement is the percent proficient or above on state tests in reading, mathematics, and science. |
| Participation Rate | Met | | The participation rate requirement is 95%. The participation rate threshold is 90%. When a school's participation rate is below the requirement but at or above the threshold, the school is docked one performance level. When a school's participation rate is below the threshold the school is considered not scorable and is assigned to the not meeting expectation performance level. |

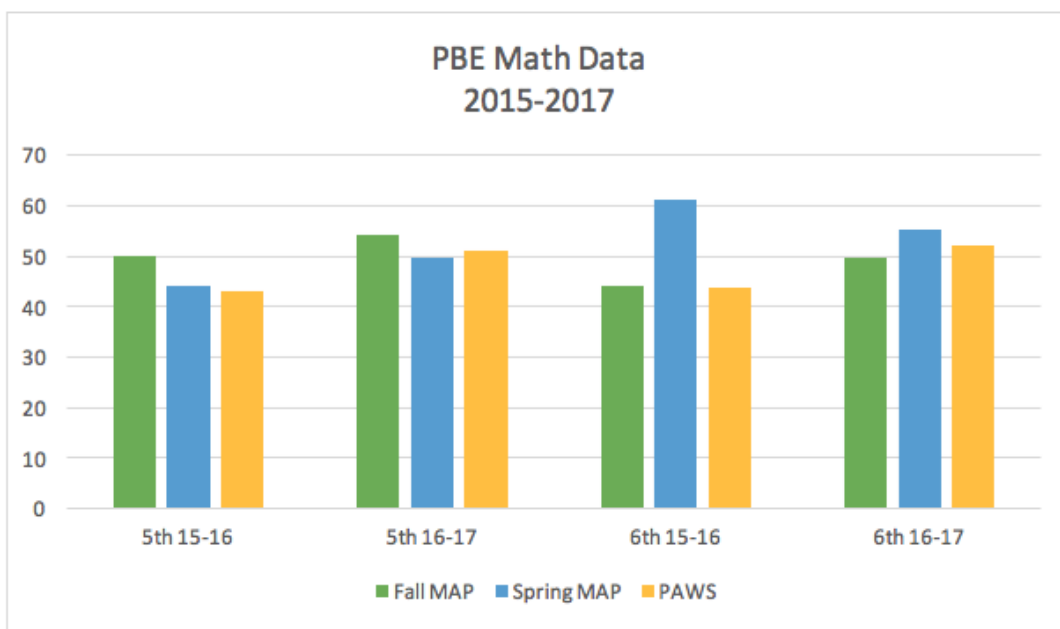
Needs Assessment

1. Based on the state accountability report, which area (growth, equity, achievement, graduation rate, participation rate) is the lowest for your school?

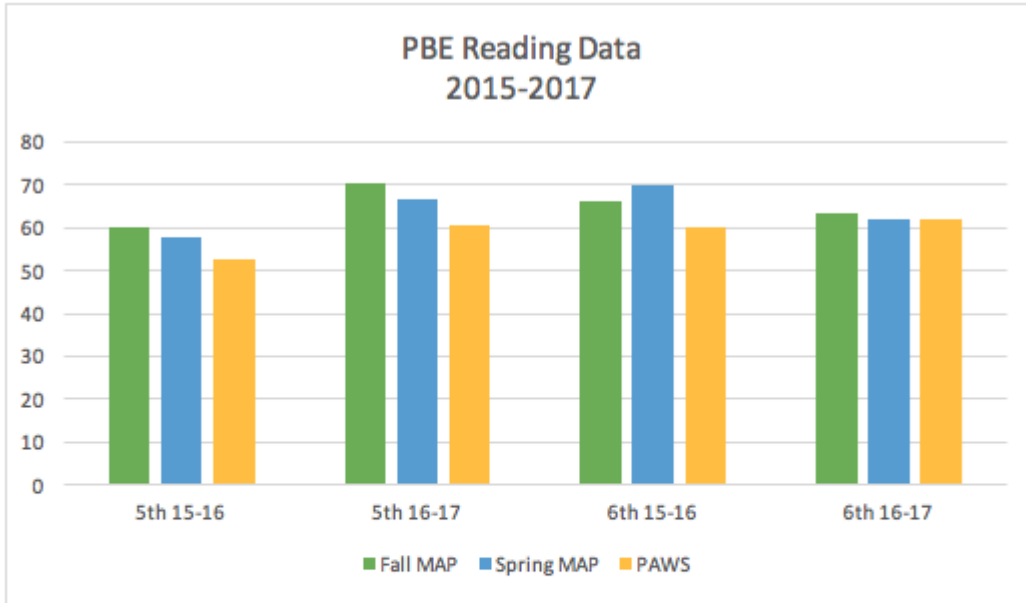
We do not have an area that is our lowest. However, we feel like we would like to keep pushing ourselves in achievement. In order to exceed targets, we see the largest impact to be in achievement.

2. What other data sources could give you more information about this area of need? What is that additional data telling you needs the most attention?

This year we have begun DIBELs testing for all students. In addition in Reading and Math, students take common assessments and the results are reviewed through a strategic data team process. We are continuing to focus on achievement.



| | Fall MAP | Spring MAP | PAWS |
|-----------|----------|------------|--------|
| 5th 15-16 | 50% | 44.00% | 43.05% |
| 5th 16-17 | 54% | 49.57% | 51.06% |
| 6th 15-16 | 44% | 61% | 43.63% |
| 6th 16-17 | 50% | 55.23% | 52.15% |



| | Fall MAP | Spring MAP | PAWS |
|-----------|----------|------------|--------|
| 5th 15-16 | 60% | 57.60% | 52.70% |
| 5th 16-17 | 71% | 66.52% | 60.68% |
| 6th 15-16 | 66% | 70% | 60.29% |
| 6th 16-17 | 64% | 62.01% | 62.20% |

3. Based on the state accountability report, which area (growth, equity, achievement, participation rate) is the second lowest for your school?

Because we have met expectations in all the other sub-areas, we are focusing solely on achievement. We think this will not only improve the area of achievement but will umbrella into other areas such as equity and growth.

4. What other data sources could give you more information about this area of need? What is that additional data telling you needs the most attention?

The data is located in the above graphs.

GOAL #1: Achievement: Increase student achievement for Reading, Math, and Writing on the State Accountability Report from 57% to 60% within the 2017-2018 school year .

| Timeline | Action Steps | Was this action step in place in 2016-2017? | Evidence of Completion (Submitted artifacts housed in SharePoint) |
|------------------|--|---|---|
| August/September | Departmentalization | Yes for Sixth Grade No for Fifth Grade | Master Schedule was created to support collaboration times |
| | ReadyGen Training | No | Sign-in sheets |
| | Springboard Training | No | Sign-in sheets |
| | Math Department Common Assessment Review | No | Sign-in Sheets Assessments in GoogleDocs |
| | Data Team Consultation | Yes | PLC Minutes |
| | John Bytheway-Motivational Speaker | No | Flyer, Gratitude Journal (Yenger) |
| | PBIS Consultant | No | Notes from Dr. Scott |
| | Think Like A Computer Scientist-sponsored by Google, WWCC, Sweetwater School District #1 | Yes | Flyer \$2000 check awarded to Pilot Butte for highest student and teacher attendance |
| | Tami Beebe-Schwartz District Consultant for Reading and Writing | Yes | Powerpoint |
| | Parent/Teacher Conferences | Yes | Parent Letter |
| | Universal Screening-DIBELS Testing for all students | No-only students strategic or intensive were screened last year.. | Testing Calendar |
| October | Digital Citizenship Night | Yes | Flyer-Sponsored by Eastside Elementary and Pilot Butte |

| | | | |
|-------------------|--|-----|---|
| | Grade Level Meetings | Yes | Grade Level Minutes |
| | The Ned Show | No | Flyer-Sponsored by PBIS |
| | Embrace Bingo | No | Copy of Bingo Board |
| | Professional Development- Math and Reading Training in cohorts | Yes | Sign-in Sheets |
| | WY-TOPP Training | No | Training Video Attendance |
| | Progress Monitoring strategic and intensive students based on DIBELs | Yes | Progress Monitoring Spreadsheets |
| | WY-TOPP Interim Testing | No | Testing Schedule, Class Rosters |
| November/December | School Monthly Newsletter attached electronically | Yes | Newsletter |
| | PLC Meetings | Yes | Minutes |
| | Extended Day | Yes | Class Lists, ILP's, lesson plans |
| | Professional Development- Math and Reading Training in cohorts | Yes | Sign-in sheets |
| | Enrichment in Coping Strategies | No | Mrs. Drane's PDP |
| | Fire, Law, and Leadership Career Exploration (6th grade only) | No | Student Writing Samples, High School Documentation |
| January | Athletes for Literacy | Yes | Sign-up Sheet, pictures |
| | Student Council | Yes | Speeches and letters of students, |
| | Young Author's | Yes | Student submissions |
| | WY-TOPP Interim Testing | No | Testing Schedule, Class Rosters |
| | Professional Development- Math and Reading Training in cohorts | Yes | Sign-in sheets |

| | | | |
|----------|--|--|--|
| | Universal Screening-DIBELS Testing for all students | No-only students strategic or intensive were screened. | Testing Calendar |
| February | Meet with SLT evaluator to review plan implementation and needed adjustments | No | Meeting Notes |
| | Data Team Consultation | Yes | PLC Minutes |
| | Spelling Bee | Yes | List of participants, Facebook posts |
| | Geography Bee | Yes | Flyers, List of participants, Facebook posts |
| March | Professional Development-Math and Reading Training in cohorts | Yes | Sign-in sheets |
| April | Wildcat Champions Unite | Yes | Emails from WCU committee, lesson plans |
| | Mindfulness in the Morning | Yes | Announcement email from Mrs. Drane |
| May | Universal Screening-DIBELS Testing for all students | No-only students strategic or intensive were screened. | Testing Calendar |
| | WY-TOPP Summative Testing | No | Testing Schedule, Class Rosters |
| | Wax Museum | Yes | Pictures, flyer |
| | Cultural Fair | Yes | Pictures, flyer |

