



April 1st

Home Learning Day

April 1st is a Teacher Institute Day. The district is allowing us to use it as a Home Learning Day for our students so we do not have to make up the day in June.

Please complete the attached Home Learning packet to be counted as present during our November snow day. The packet is due by April 9, 2019; but please feel free to send it in earlier. We encourage you to work on the packet during the day off rather than put it off until an in session school day. Teachers are available via email if you have any questions regarding the assignments.

We encourage our kiddos to also utilize RazKids or IXL for practice on skills we are learning at this time.

In addition to being counted as present, we will give students 10 Cardinal Cash if they return the packets by the April 9th deadline. **Packet must be entirely completed to receive credit and Cardinal Cash.**

PLEASE remember; your child WILL BE marked absent for that November day; if the packet is not returned by the due date.

We are very grateful that the district is allowing us this Home Learning Day now so we do not have to make up a snow day in the wonderful, warm, and gorgeous month of JUNE!

Below is a list of the first grade teachers emails. If you have any questions; please reach out.☺

nciapponi@sd194.org

sstluka@sd194.org

mkirk@sd194.org

kscheutzow@sd194.org

jpeters@sd194.org


aschaaf@sd194.org

bjennings@sd194.org

lhusmann@sd194.org

amcnamara@sd194.org

Pollution Solution



Air pollution causes many problems. It makes air unsafe to breathe. Smoke causes air pollution. Smoke can put dangerous chemicals in the air. Cars cause air pollution. Cutting down too many trees is bad for the air.

What can people do to help stop air pollution and make the air safer? People can plant more trees. Trees can take away polluted air and help give fresh air. People can find a safer way to burn things. People can drive their cars less. People can make a difference.


✎ Write your answers to these air pollution questions.

1. What does air pollution do to the air?

2. Tell two things that cause air pollution.

3. Tell two ways people can help stop air pollution.

Draw a picture to show how you can help stop pollution.



Name: _____

Read it , Fix it
and Write it !

Directions: Rewrite each sentence correctly.
Begin each sentence with a capital letter and
add punctuation.

The Tree

1. there is a tree in my backyard

2. the tree is big

3. the tree has a lot of leaves


4. i like to climb the tree

5. i see a bird in the tree

I used capital letters.

I used spaces.

I used punctuation.



Name _____

Home Learning Day Reading Assignment



Today I need to read a book of my choice.

_____ I read it on my own

_____ I read it with someone in my family

_____ Someone in my family read it to me

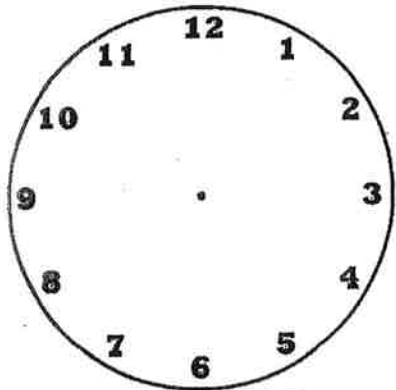
Please tell one event or one fact that you learned from your book. Write it on the lines.

Parent Signature _____

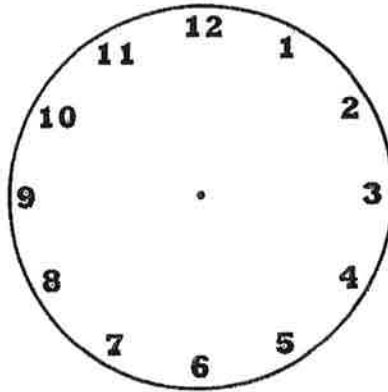
Name _____

Home Learning
Day
April 1, 2019

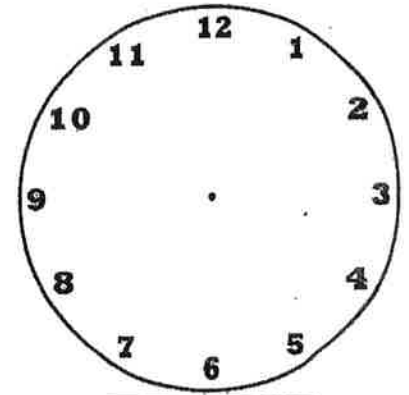
Write the minute and hour hands on the clock to match the digital time.



5:30

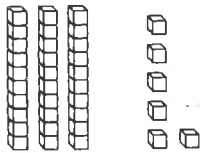


10:00



3:30

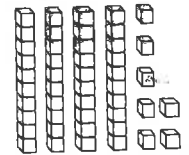
Write the numbers.



___ tens ___ ones = ___



___ tens ___ ones = ___



___ tens ___ ones = ___

write:

Greater Than, Less Than, Or Equal

65 ○ 18	57 ○ 90	43 ○ 29	99 ○ 97
12 ○ 24	11 ○ 11	20 ○ 30	31 ○ 28

write:

10 less	Number	10 more
	24	
	15	
	22	

Name _____

Add or subtract to solve the problems.

$$\begin{array}{r} \text{A. } 8 \\ - 0 \\ \hline \end{array}$$

$$\begin{array}{r} \text{B. } 4 \\ + 9 \\ \hline \end{array}$$

$$\begin{array}{r} \text{C. } 5 \\ + 6 \\ \hline \end{array}$$

$$\begin{array}{r} \text{D. } 14 \\ - 6 \\ \hline \end{array}$$

$$\begin{array}{r} \text{E. } 7 \\ + 7 \\ \hline \end{array}$$

$$\begin{array}{r} \text{F. } 3 \\ + 8 \\ \hline \end{array}$$

$$\begin{array}{r} \text{G. } 17 \\ - 8 \\ \hline \end{array}$$

$$\begin{array}{r} \text{H. } 10 \\ - 3 \\ \hline \end{array}$$

$$\begin{array}{r} \text{I. } 4 \\ + 0 \\ \hline \end{array}$$

$$\begin{array}{r} \text{J. } 16 \\ - 9 \\ \hline \end{array}$$

$$\begin{array}{r} \text{K. } 2 \\ + 9 \\ \hline \end{array}$$

$$\begin{array}{r} \text{L. } 7 \\ + 8 \\ \hline \end{array}$$

$$\begin{array}{r} \text{M. } 9 \\ - 3 \\ \hline \end{array}$$

$$\begin{array}{r} \text{N. } 6 \\ + 7 \\ \hline \end{array}$$

$$\begin{array}{r} \text{O. } 1 \\ + 7 \\ \hline \end{array}$$

$$\begin{array}{r} \text{P. } 4 \\ + 5 \\ \hline \end{array}$$

$$\begin{array}{r} \text{Q. } 12 \\ - 5 \\ \hline \end{array}$$

$$\begin{array}{r} \text{R. } 8 \\ + 9 \\ \hline \end{array}$$

$$\begin{array}{r} \text{S. } 2 \\ + 4 \\ \hline \end{array}$$

$$\begin{array}{r} \text{T. } 13 \\ - 8 \\ \hline \end{array}$$

$$\begin{array}{r} \text{U. } 11 \\ - 2 \\ \hline \end{array}$$

$$\begin{array}{r} \text{V. } 6 \\ + 8 \\ \hline \end{array}$$

$$\begin{array}{r} \text{W. } 1 \\ + 0 \\ \hline \end{array}$$

$$\begin{array}{r} \text{X. } 18 \\ - 9 \\ \hline \end{array}$$

$$\begin{array}{r} \text{Y. } 14 \\ - 5 \\ \hline \end{array}$$

$$\begin{array}{r} \text{Z. } 3 \\ + 9 \\ \hline \end{array}$$

$$\begin{array}{r} \text{AA. } 15 \\ - 6 \\ \hline \end{array}$$

$$\begin{array}{r} \text{BB. } 8 \\ + 2 \\ \hline \end{array}$$

$$\begin{array}{r} \text{CC. } 11 \\ - 7 \\ \hline \end{array}$$

$$\begin{array}{r} \text{DD. } 5 \\ + 8 \\ \hline \end{array}$$


$$\begin{array}{r} \text{EE. } 13 \\ - 4 \\ \hline \end{array}$$

$$\begin{array}{r} \text{FF. } 8 \\ + 4 \\ \hline \end{array}$$

$$\begin{array}{r} \text{GG. } 6 \\ + 9 \\ \hline \end{array}$$

$$\begin{array}{r} \text{HH. } 16 \\ - 8 \\ \hline \end{array}$$

$$\begin{array}{r} \text{II. } 1 \\ + 8 \\ \hline \end{array}$$



Name: _____

Teacher Name: _____

April 1 -Home Learning Activity Specials Classes and Support Staff

Directions: Please complete at least one (1) activity.

Parent/Guardian, please initial the box after activity is completed.

<p>PE- Adventure Exercise Activity</p> <p>Please see attached worksheet</p> <p>parent initials _____</p>	<p>RTI- Sight Words</p> <p>Practice reading the words on the attached sight word list. Please read them out loud.</p> <p>parent initials _____</p>	<p>MUSIC- Melody Maker</p> <p>www.musiclab.chromeexperiments.com</p> <p>Click on melody maker tab. Design a melody</p> <p>parent initials _____</p>
<p>ART- Draw</p> <p>Draw a picture with a family member</p> <p>parent initials _____</p>	<p>TECHNOLOGY- ABC Mouse</p> <p>Log into ABC mouse and complete "My Lessons" activity (see attached worksheet)</p> <p>parent initials _____</p>	<p>SOCIAL EMOTIONAL LEARNING- Gumball Words</p> <p>Follow directions on attached worksheet</p> <p>parent initials _____</p>
<p>TITLE I- Read a book or listen to a story</p> <p>www.storylinsonline.net</p> <p>Discuss: Characters, Setting, Favorite Part</p> <p>parent initials _____</p>	<p>NURSE/HEALTH- Healthy Foods</p> <p>Write down a healthy food that starts with each letter of the alphabet</p> <p>parent initials _____</p>	<p>LIBRARY- Book Report</p> <p>Please see attached worksheet</p> <p>parent initials _____</p>

BONUS: SPEECH- Name items around the house. Start in one room and name items you see.

Example: Kitchen- fridge, stove, sink, plates, cups, etc.

To receive a special prize, do more than one activity and get three (3) in a row for a tic-tac-toe.

Please turn in this sheet to your classroom teacher with the rest of your completed work.



E-Learning K-1 Technology

Kindergarten-

- ABCmouse- can use the app or website www.abcmouse.com.
Username: **k@sd194.org**
Password: **steger**
 - Please find your teacher's name then the student's name.
 - To complete the lesson, please click on "My Lessons" (located at the bottom right side) then click any activity.
- They can also continue on their custom learning path or explore the program on their own.

First Grade-

- ABCmouse- can use the app or website www.abcmouse.com.
Username: **first@sd194.org**
Password: **steger1**
 - Please find your teacher's name then the student's name.
 - To complete the lesson, please click on "My Lessons" (located at the bottom right side) then click any activity.
- They can also continue on their custom learning path or explore the program on their own.

Additional Safe websites- (for any age level)

www.starfall.com

www.cookie.com

www.abcya.com

www.coolmath-games.com

www.pbskids.org

www.nickjr.com

www.games.disney.com

www.sheppardsoftware.com

Need something more challenging?

www.code.org

www.khanacademy.org

Physical Education - Home Learning

Adventure Exercise Activity

Directions: Students will complete 8 out of the 10 items on the list. Please complete activity with a supervising adult for safety. Check the items when the exercise is completed, and write down what the object was.

Example: ✓ Find a round object in your home and perform 3 push-ups.

Kitchen table was the round object I found.

1. ____ Find your favorite toy and perform 5 jumping jacks
a. _____ is my favorite toy

2. ____ Find something green in your house and perform 10 seconds of a plank.
a. _____ was my green object.

3. ____ Find something square in your house and perform 5 squats.
a. _____ was my square object.

4. ____ Find something that starts with the first letter of your name, and perform 10 seconds of reaching up. (stretching up)
a. _____ was the object that starts with the letter of my first name.

5. ____ Find your favorite spot to read and do homework in your house; perform 20 seconds of lunges.
a. _____ is my favorite spot to read and do homework.

6. ____ Find something that is red in your house; perform 10 mountain climbers
a. _____ was my red object.

7. ____ Find something that looks like a circle in your house and perform 10 arm circles.
a. _____ was my round object.

8. ____ Find something that looks like a triangle, and perform 5 push-ups.
a. _____ was my triangle object.

9. ____ Find the place in your home where you have the most fun with your family, and give everyone a nice high five and say good job!
a. _____ is the place where I have the most fun with my family.

10. ____ Find something that is blue in your house and hop on one foot 10 times.
a. _____ was my blue object.

Physical Education - Home Learning

Adventure Exercise Activity

Word and Visual Chart

1. Favorite Toy



5




2. Green



10



3. Square



5



4. First Letter



10



5. Read & Homework



20



6. Red



10



7. Circle



10



8. Triangle



5



9. Fun with Family



High Five



10. Blue

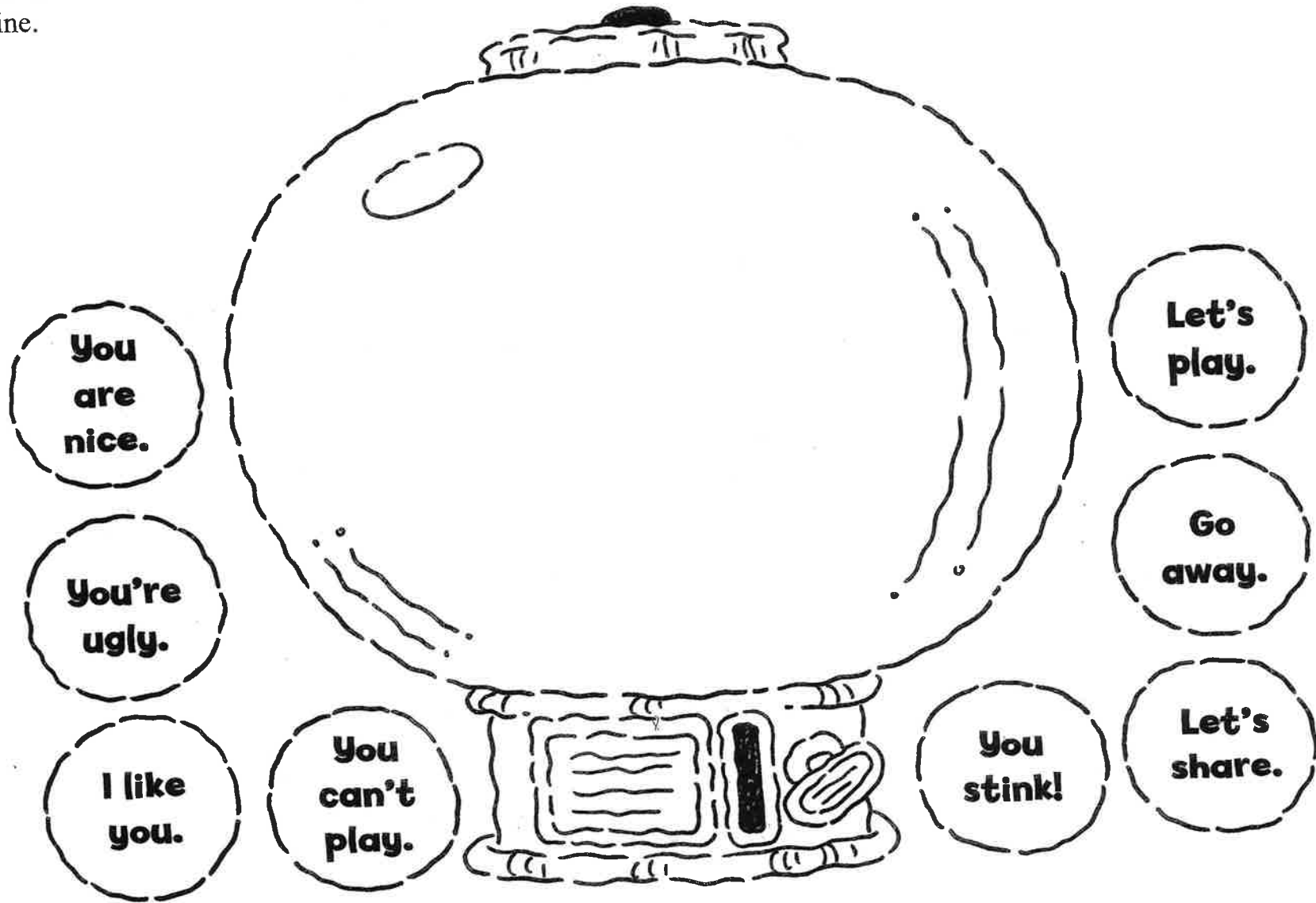



10



Gumball Words

Directions: Read the words around the gumball machine. Cut out the nice words and paste them in the gumball machine.





Control Your Words

Stop! Think about what you were going to say.

Ask yourself, "Am I going to use nice words?"

If the answer is "no," calm down by:

Walking away


Counting to 10

Taking deep breaths

Choosing to use nice words.

1st grade


Name _____



Title: _____

Author: _____

Draw a picture about the story.



Write one sentence about the book.

Dolch Sight Words

First Grade (41 words)

after
again
an
any
as
ask
by
could
every
fly
from
give
going
had
has
her
him
his
how
just
know

let
live
may
of
old
once
open
over
put
round
some
stop
take
thank
them
then
think
walk
were
when