

SIC

Home Learning Day

Fourth Grade

***Packets are due by April 9th, 2019. Students who complete packets will be marked as “present” for the 11/26/18 Snow Day.**



SIC

Inicio Aprendizaje Día Cuarto Grado

*** Los paquetes se reciben hasta el 9 de^{abril}, 2019. Los estudiantes que paquetes completos serán marcados como “presente” para el 26/11/18 Día de la nieve.**



Name: _____

2-3 Digit Long Division

$$9 \overline{)90}$$

$$9 \overline{)454}$$

$$7 \overline{)66}$$

$$2 \overline{)77}$$

$$8 \overline{)838}$$

$$5 \overline{)724}$$

$$2 \overline{)828}$$

$$8 \overline{)372}$$

$$2 \overline{)93}$$

$$2 \overline{)15}$$

$$2 \overline{)73}$$

$$6 \overline{)333}$$

$$9 \overline{)41}$$

$$8 \overline{)316}$$

$$6 \overline{)89}$$

$$3 \overline{)928}$$

Hard Times For Honeybees

A decrease in bees takes a toll on farm crops.

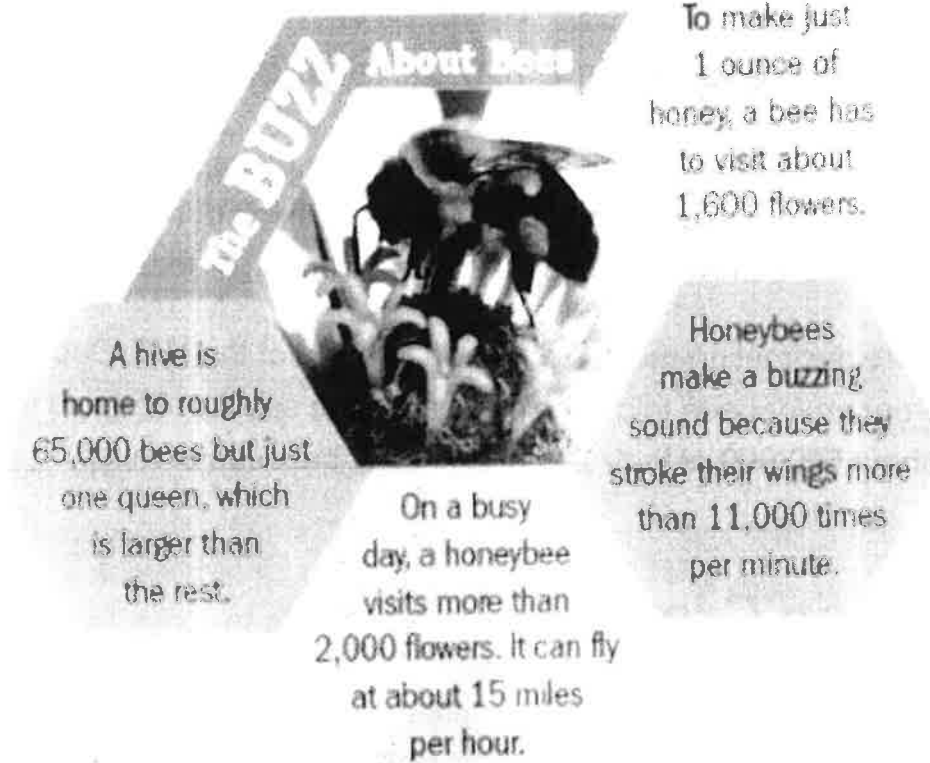
Life hasn't been sweet for honeybees lately. Varroa mites, which have come to the United States from Asia, have destroyed honeybee populations during the last few years. **Mites** are tiny, eight-legged creatures that live off plants, animals, or food.

"The mites are decimating the hives," Kevin Hackett of the U.S. Department of Agriculture's research program for bees told *Weekly Reader*. He said beekeepers in the United States have lost about 500,000 of their 2.5 million hives because of mites.

Pollinating Crops

Why are honeybees so important? Farmers depend on honeybees to **pollinate** their crops. During pollination, bees transfer **pollen**, the yellow powder inside flowers, from one flower to another.

Experts estimate that nearly one-third of the food that humans eat—from apples to zucchini—is pollinated by bees. "Crops that are pollinated are the tasty things that people like to eat, such as fruits, vegetables, and nuts," says Hackett.



Weekly Reader / Photo: Mark Earnshaw

Farmers are feeling the effects as mites destroy the **colony**, or large group of bees, inside the hive. Beekeepers who manage hives rent honeybees to farmers to pollinate their crops.

The bee shortage has driven up prices, making it expensive for farmers to rent honeybees. Each year, bees typically pollinate crops worth about \$15 billion. Crop loss due to the bee shortage is costing farmers billions.

Farmers in California are particularly hurting because about 80 percent of the world's almonds are grown there. Almond tree blossoms need honeybees to pollinate them.

Helping Honeybees

To help protect honeybees and to tackle the mite problem, government agencies and the National Honey Board are conducting research. They are also trying to encourage more people to go into **apiculture**, or beekeeping.

Name: _____ Date: _____

1. Why do you think honeybees might be important to farmers?

- A. They make honey.
- B. They keep away children from their crops.
- C. They pollinate their crops.
- D. They attract bears.

2. Renting bees from beekeepers might be a problem because

- A. it is expensive to rent bees.
- B. beekeepers do not train their bees to pollinate.
- C. beekeepers and farmers do not get along.
- D. the bees sting the farmers.

3. The mites

- A. are destroying the bee population.
- B. have eight legs.
- C. eat plants and animals.
- D. all of the above.

4. This passage is

- A. non-fiction.
- B. a letter.
- C. a biography.
- D. fiction.

5. What do you predict the government will do to encourage beekeeping?

STEM ENGINEERING CHALLENGE: POPSICLE STICK CATAPULT

Challenge: Can you create a popsicle stick catapult that launches a small object the farthest distance?

Materials Needed: (sent home with students)

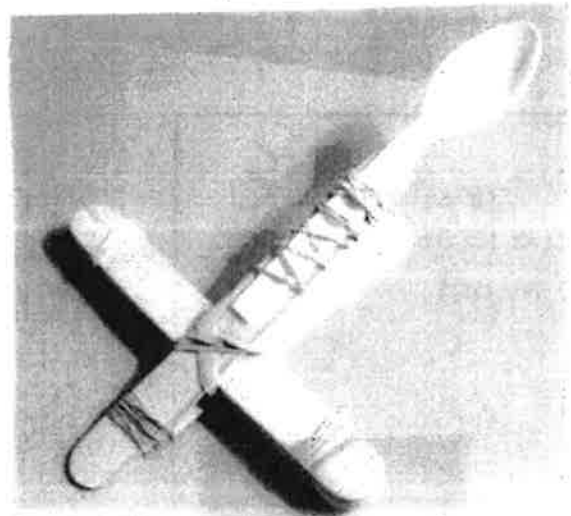

- Popsicle sticks
- Rubber bands
- Plastic spoons
- Plastic bottle cap
- Liquid glue
- Mini marshmallows, small erasers, legos, or any small object
- Tape measure or ruler

Set up:

1. Gather materials needed
2. Provide a flat surface for the construction
3. Construct a catapult using the above materials
4. Test your catapult for distance using small objects.

Challenge Rules:

- You must use only the materials listed above
- The catapult must be constructed on top of the a table or other flat surface
- Your goal is to launch the marshmallow (or other small item) the farthest distance with your catapult.
- It must work like a catapult.
- There are many different ways to complete this challenge. Be creative!



Student Lab Sheet: Popsicle Stick Catapult Challenge

Name _____

Were you successful in this challenge? Why or why not?

What was the most difficult part of this challenge? Why?


What was the best idea you came up with during this challenge?

How far did you launch your mini-marshmallow with the catapult? What launching strategy did you use?

What did you learn about construction and engineering during this challenge?




Sketch your solution on the back of the sheet.

My Questions:



April 1st - Home Learning Activity - Specials Classes and Support Services

Directions: Please choose at least one activity to complete.

<p align="center">Computers:</p> <p align="center">Draw a picture of a computer and label all the parts.</p>	<p align="center">Music:</p> <p>Write a rhythm composition.</p> <ol style="list-style-type: none"> Make it 4 measures long (16 beats grouped in sets of 4) Include... Quarter Note (), Eighth Note Pair (), Quarter Rest () Clap it. <p><small>(3rd & 4th grade may include additional notes they've learned.)</small></p>	<p align="center">Nurse/Health/So. Wk:</p> <p>List 5 things you can do when you experience worry and/or frustration when you are faced with school related difficulties and challenges. This can include challenges with peers and with academics.</p> <p>Write 1 to 3 sentences about how the things you listed are healthy choices for your body and your mind.</p>
<p align="center">Gym/PT:</p> <p>Complete 25 Jumping jacks and 10 push-ups. Write a short paragraph about how you feel.</p>	<p align="center">Speech/OT:</p> <p>*List 3 items in the following categories: vegetables, transportation, plants, and ocean animals.</p> <p>*Read your list to an adult using good speech sounds.</p> <p>*Read and copy your address and phone number. Recite your address and phone number from memory.</p>	<p align="center">Library:</p> <p>Write a short paragraph. Tell me what your favorite book is and why.</p>
<p align="center">Rtl Reading/Math:</p> <p>Make Flash Cards of the facts you are working with in class, addition, subtraction, multiplication, division, geometric shapes, vocabulary, etc.. (1+1=2, 2x3=6, define a parallelogram, etc.) Ask a sibling, parent, or friend to time you as you answer the cards. Reading- make a list of 5 words for each of the 5 short vowel sounds; a,e, i, o and u</p>	<p align="center">Art:</p> <p>Pick something at your house and draw it by looking at it. Use any paper you have & a pencil. Some examples are: your couch or bed with a pillow on it. A flower in a vase, a bowl of fruit, your shoes. A can of pop with all the details.</p>	<p align="center">Title I:</p> <p>Find a recipe for pancakes, muffins, or cookies and read and make the goodies with an adult.</p>