

**Home Learning Packet**  
**Kindergarten**  
**Monday, April 1, 2019**

Name \_\_\_\_\_

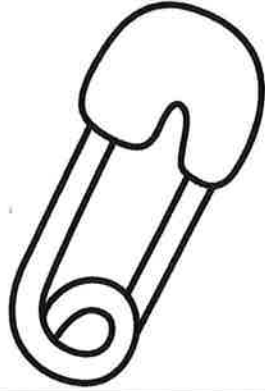
# I Can Read Words



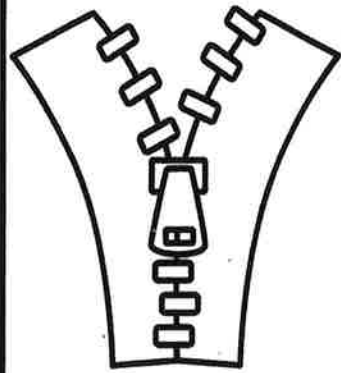
Directions: Say the name for each picture. Circle the word that matches the picture. Write the word on the line. Color the pictures.




big  
bag




pin  
pan



zap  
zip




kid  
kit




can  
cat



mug  
mop



hog  
hop



dip  
dig



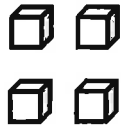
tip  
top

Name: \_\_\_\_\_

# Counting Blocks



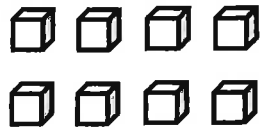
Count the blocks and write how many.



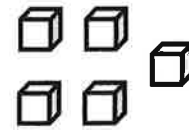
How many?




How many?



How many?



How many?



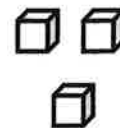
How many?



How many?



How many?



How many?

My name \_\_\_\_\_

# Draw the Forecast

The **forecast** tells what the weather will be.

Read the forecast on each TV. Then draw the weather!



Name: \_\_\_\_\_

Teacher Name: \_\_\_\_\_

## April 1 -Home Learning Activity Specials Classes and Support Staff

**Directions:** Please complete at least one (1) activity.

Parent/Guardian, please initial the box after activity is completed.

<p style="text-align: center;"><b>PE-</b> <b>Adventure Exercise Activity</b></p> <p>Please see attached worksheet</p> <p style="text-align: right;">parent initials _____</p>	<p style="text-align: center;"><b>RTI-</b> <b>Sight Words</b></p> <p>Practice reading the words on the attached sight word list. Please read them out loud.</p> <p style="text-align: right;">parent initials _____</p>	<p style="text-align: center;"><b>MUSIC-</b> <b>Melody Maker</b></p> <p><a href="http://www.musiclab.chromeexperiments.com">www.musiclab.chromeexperiments.com</a></p> <p>Click on melody maker tab. Design a melody</p> <p style="text-align: right;">parent initials _____</p>
<p style="text-align: center;"><b>ART-</b> <b>Draw</b></p> <p>Draw a picture with a family member</p> <p style="text-align: right;">parent initials _____</p>	<p style="text-align: center;"><b>TECHNOLOGY-</b> <b>ABC Mouse</b></p> <p>Log into ABC mouse and complete "My Lessons" activity (see attached worksheet)</p> <p style="text-align: right;">parent initials _____</p>	<p style="text-align: center;"><b>SOCIAL EMOTIONAL LEARNING-</b> <b>Gumball Words</b></p> <p>Follow directions on attached worksheet</p> <p style="text-align: right;">parent initials _____</p>
<p style="text-align: center;"><b>TITLE I-</b> <b>Read a book or listen to a story</b></p> <p><a href="http://www.storylineonline.net">www.storylineonline.net</a></p> <p>Discuss: Characters, Setting, Favorite Part</p> <p style="text-align: right;">parent initials _____</p>	<p style="text-align: center;"><b>NURSE/HEALTH-</b> <b>Healthy Foods</b></p> <p>Write down a healthy food that starts with each letter of the alphabet</p> <p style="text-align: right;">parent initials _____</p>	<p style="text-align: center;"><b>LIBRARY-</b> <b>Book Report</b></p> <p>Please see attached worksheet</p> <p style="text-align: right;">parent initials _____</p>

**BONUS: SPEECH-** Name items around the house. Start in one room and name items you see.  
Example: Kitchen- fridge, stove, sink, plates, cups, etc.

To receive a special prize, do more than one activity and get  
three (3) in a row for a tic-tac-toe.

Please turn in this sheet to your classroom teacher with the rest of  
your completed work.



# E-Learning K-1 Technology

## Kindergarten-

- ABCmouse- can use the app or website [www.abcmouse.com](http://www.abcmouse.com).  
Username: **k@sd194.org**  
Password: **steger**
  - Please find your teacher's name then the student's name.
  - To complete the lesson, please click on "My Lessons" (located at the bottom right side) then click any activity.
- They can also continue on their custom learning path or explore the program on their own.

## First Grade-

- ABCmouse- can use the app or website [www.abcmouse.com](http://www.abcmouse.com).  
Username: **first@sd194.org**  
Password: **steger1**
  - Please find your teacher's name then the student's name.
  - To complete the lesson, please click on "My Lessons" (located at the bottom right side) then click any activity.
- They can also continue on their custom learning path or explore the program on their own.

## Additional Safe websites- (for any age level)

[www.starfall.com](http://www.starfall.com)

[www.cookie.com](http://www.cookie.com)

[www.abcya.com](http://www.abcya.com)

[www.coolmath-games.com](http://www.coolmath-games.com)

[www.pbskids.org](http://www.pbskids.org)

[www.nickjr.com](http://www.nickjr.com)

[www.games.disney.com](http://www.games.disney.com)

[www.sheppardsoftware.com](http://www.sheppardsoftware.com)

Need something more challenging?

[www.code.org](http://www.code.org)

[www.khanacademy.org](http://www.khanacademy.org)

## Physical Education - Home Learning

### Adventure Exercise Activity

**Directions:** Students will complete 8 out of the 10 items on the list. Please complete activity with a supervising adult for safety. Check the items when the exercise is completed, and write down what the object was.

**Example:**  Find a round object in your home and perform 3 push-ups.

Kitchen table was the round object I found.

1.  Find your favorite toy and perform 5 jumping jacks
  - a. \_\_\_\_\_ is my favorite toy
  
2.  Find something green in your house and perform 10 seconds of a plank.
  - a. \_\_\_\_\_ was my green object.
  
3.  Find something square in your house and perform 5 squats.
  - a. \_\_\_\_\_ was my square object.
  
4.  Find something that starts with the first letter of your name, and perform 10 seconds of reaching up. (stretching up)
  - a. \_\_\_\_\_ was the object that starts with the letter of my first name.
  
5.  Find your favorite spot to read and do homework in your house; perform 20 seconds of lunges.
  - a. \_\_\_\_\_ is my favorite spot to read and do homework.
  
6.  Find something that is red in your house; perform 10 mountain climbers
  - a. \_\_\_\_\_ was my red object.
  
7.  Find something that looks like a circle in your house and perform 10 arm circles.
  - a. \_\_\_\_\_ was my round object.
  
8.  Find something that looks like a triangle, and perform 5 push-ups.
  - a. \_\_\_\_\_ was my triangle object.
  
9.  Find the place in your home where you have the most fun with your family, and give everyone a nice high five and say good job!
  - a. \_\_\_\_\_ is the place where I have the most fun with my family.
  
10.  Find something that is blue in your house and hop on one foot 10 times.
  - a. \_\_\_\_\_ was my blue object.

Physical Education - Home Learning

Adventure Exercise Activity

Word and Visual Chart

1. Favorite Toy



5



2. Green



10



3. Square



5



4. First Letter



10



5. Read & Homework



20



6. Red



10



7. Circle



10



8. Triangle



5



9. Fun with Family



High Five



10. Blue



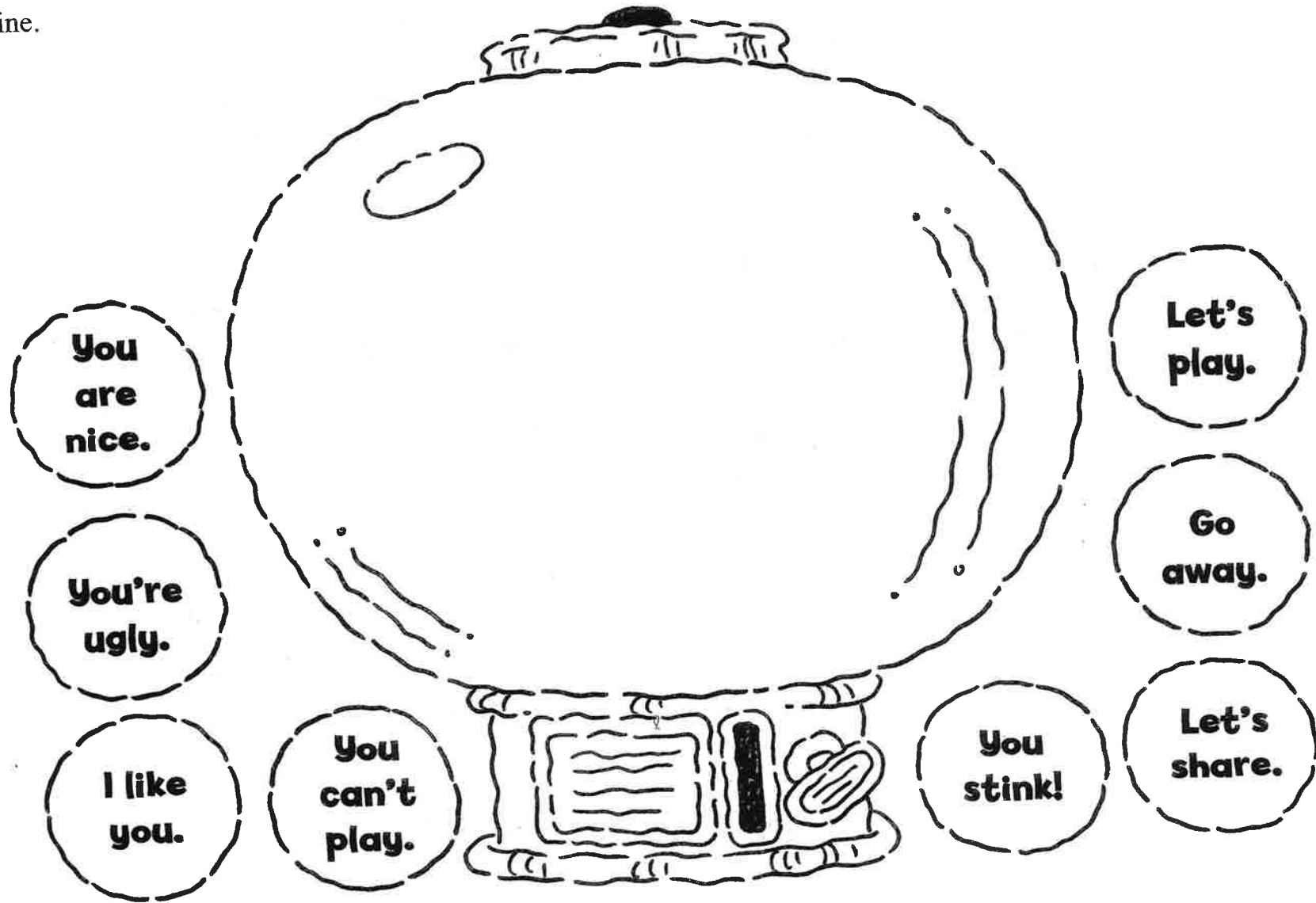
10






# Gumball Words

*Directions:* Read the words around the gumball machine. Cut out the nice words and paste them in the gumball machine.





## **Control Your Words**

**Stop! Think about what you were going to say.**

**Ask yourself, "Am I going to use nice words?"**

**If the answer is "no," calm down by:**

**Walking away**

**Counting to 10**

**Taking deep breaths**

**Choosing to use nice words.**

## My Book Report



**Name:** \_\_\_\_\_

**Date:** \_\_\_\_\_

**Title (name) of my book:** \_\_\_\_\_

**The author's name is:** \_\_\_\_\_  
(the author is the name of the person that wrote the book)

**Here is a drawing of one of my favorite parts of the book:**

A large, empty rectangular box with a solid black border, intended for the student to draw a favorite part of their book.

# Dolch Sight Words

## Kindergarten (52 words)

all  
am  
are  
at  
ate  
be  
black  
brown  
but  
came  
did  
do  
eat  
four  
get  
good  
have  
he  
into  
like  
must  
new  
no  
now  
on  
our

out  
please  
pretty  
ran  
ride  
saw  
say  
she  
so  
soon  
that  
there  
they  
this  
too  
under  
want  
was  
well  
went  
what  
white  
who  
will  
with  
yes