

Name: _____ D.O.B.: _____

Allergy to: _____

Weight: _____ lbs.

 Asthma: Yes (higher risk for a severe reaction) No

 PLACE
 STUDENT'S
 PICTURE
 HERE

For a suspected or active food allergy reaction:

FOR ANY OF THE FOLLOWING SEVERE SYMPTOMS

If checked, give epinephrine immediately if the allergen was definitely eaten, even if there are no symptoms.



LUNG

Short of breath, wheezing, repetitive cough



HEART

Pale, blue, faint, weak pulse, dizzy



THROAT

Tight, hoarse, trouble breathing/ swallowing



MOUTH

Significant swelling of the tongue and/or lips



SKIN

Many hives over body, widespread redness



GUT

Repetitive vomiting or severe diarrhea



OTHER

Feeling something bad is about to happen, anxiety, confusion

OR A
 COMBINATION
 of mild
 or severe
 symptoms
 from different
 body areas.

NOTE: Do not depend on antihistamines or inhalers (bronchodilators) to treat a severe reaction. Use Epinephrine.

1. **INJECT EPINEPHRINE IMMEDIATELY.**
2. **Call 911.** Request ambulance with epinephrine.
 - Consider giving additional medications (following or with the epinephrine):
 - » Antihistamine
 - » Inhaler (bronchodilator) if asthma
 - Lay the student flat and raise legs. If breathing is difficult or they are vomiting, let them sit up or lie on their side.
 - If symptoms do not improve, or symptoms return, more doses of epinephrine can be given about 5 minutes or more after the last dose.
 - Alert emergency contacts.
 - Transport student to ER even if symptoms resolve. Student should remain in ER for 4+ hours because symptoms may return.

NOTE: WHEN IN DOUBT, GIVE EPINEPHRINE.

MILD SYMPTOMS

If checked, give epinephrine immediately for ANY symptoms if the allergen was likely eaten.



NOSE

Itchy/runny nose, sneezing



MOUTH

Itchy mouth



SKIN

A few hives, mild itch



GUT

Mild nausea/discomfort



1. **GIVE ANTIHISTAMINES, IF ORDERED BY PHYSICIAN**
2. Stay with student; alert emergency contacts.
3. Watch student closely for changes. If symptoms worsen, **GIVE EPINEPHRINE.**

MEDICATIONS/DOSES

Epinephrine Brand: _____

 Epinephrine Dose: 0.15 mg IM 0.3 mg IM

Antihistamine Brand or Generic: _____

Antihistamine Dose: _____

Other (e.g., inhaler-bronchodilator if asthmatic): _____

PARENT/GUARDIAN AUTHORIZATION SIGNATURE

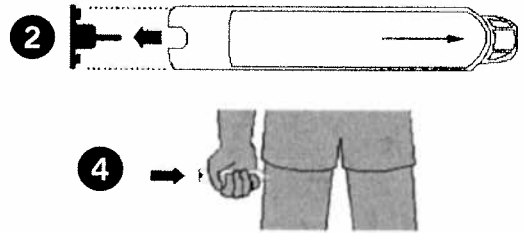
DATE

PHYSICIAN/HCP AUTHORIZATION SIGNATURE

DATE

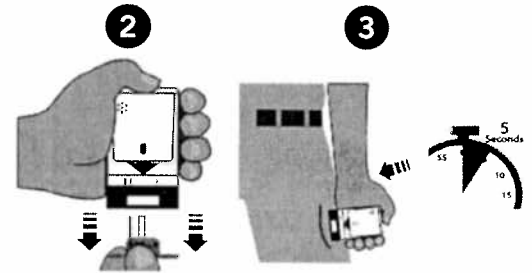
EPIPEN® (EPINEPHRINE) AUTO-INJECTOR DIRECTIONS

1. Remove the EpiPen Auto-Injector from the plastic carrying case.
2. Pull off the blue safety release cap.
3. Swing and firmly push orange tip against mid-outer thigh.
4. Hold for approximately 10 seconds.
5. Remove and massage the area for 10 seconds.




AUVI-Q™ (EPINEPHRINE INJECTION, USP) DIRECTIONS

1. Remove the outer case of Auvi-Q. This will automatically activate the voice instructions.
2. Pull off red safety guard.
3. Place black end against mid-outer thigh.
4. Press firmly and hold for 5 seconds.
5. Remove from thigh.



ADRENACLICK®/ADRENACLICK® GENERIC DIRECTIONS

1. Remove the outer case.
2. Remove grey caps labeled "1" and "2".
3. Place red rounded tip against mid-outer thigh.
4. Press down hard until needle penetrates.
5. Hold for 10 seconds. Remove from thigh.



OTHER DIRECTIONS/INFORMATION (may self-carry epinephrine, may self-administer epinephrine, etc.):

Treat student before calling Emergency Contacts. The first signs of a reaction can be mild, but symptoms can get worse quickly.

EMERGENCY CONTACTS — CALL 911

RESCUE SQUAD: _____

DOCTOR: _____ PHONE: _____

PARENT/GUARDIAN: _____ PHONE: _____

OTHER EMERGENCY CONTACTS

NAME/RELATIONSHIP: _____

PHONE: _____

NAME/RELATIONSHIP: _____

PHONE: _____

PARENT/GUARDIAN AUTHORIZATION SIGNATURE _____

DATE _____