

Summer Work for Rising 7th Graders

June 2020

Hello Incoming 7th Graders!



Welcome to the 7th grade! You had quite a 6th-grade year, one you certainly will remember! We are thrilled to have you join us in 7th grade next year, no matter how that may look. We know that the new school year brings uncertainty, but we are working to find solutions to support families in keeping students engaged in learning activities during these unusual times.

Please take a look at the resources for summer learning that we have attached below. Let us know if you have any questions as you prepare to transition into a new year.

We very much look forward to embarking on your 7th grade year together in the fall with you! Enjoy a well-deserved summer break!

Warmly,
The 7th grade team

Assignments are linked and included in the document below.

ELA

[7th Grade Summer Reading Assignment](#)

MATH

[7th Grade Summer Math Work](#)

SOCIAL STUDIES

[7th Grade Summer Social Studies Assignment](#)

SCIENCE (OPTIONAL)

[7th Grade Summer Science Assignment](#)



7th Grade ELA Summer Reading Assignment

Hello 7th grade students and families!

Your assignment for the summer is simple: select and read 5-10 books. The books you read on your own can be any genre at all, from plays to poetry to classics to memoirs. You can read horror, graphic novels, books of letters, or anything else that is officially published. These books can be varied, or all from one captivating series.

Please follow these specific instructions.

- 1.) Read books that you want to read.
- 2.) Log the titles, authors, and date completed.

BOOK TITLE	AUTHOR	DATE COMPLETED

- 3.) Select **at least three** books and answer the following questions:

BOOK TITLE:

- a. What is the book about? (1-2 sentence summary in your own words)
- b. Did you like it? Why or why not?
- c. What is one question you had while reading this book?

7th GRADE ELA RESOURCES

description	link	log in
A collection of titles we have gathered over the years that have been well liked by students and broken up by genre, interest level, and reading difficulty.	Book Suggestions for Middle School Students	none
You can type in a book title that you enjoyed, and this website will generate a list of books similar for you to try next!	What should I read next?	none
This list was compiled by Basia, our school librarian, and is full of an exciting variety of titles.	Seventh Grade Summer Reading 2020	none
online Graphic Novels	https://nycdoems.comicsplus.app	Login: nycdoems Password: books123
Follett eBooks	https://search.folletsoftware.com/metadata/search/ui/68994	Click "Log In" button at the top right corner of the screen Username: guest Password: follett
myON eBooks	www.myon.com	<ul style="list-style-type: none"> - Click on "myON Login" - Type in "NYC Reads" under school name - Click on "NYC Reads Middle School/High School" - Username: GoNYC (not case sensitive) - Password: read (case sensitive)

Math:**Work on iReady for 60 minutes each week.**

When you login to iReady, you will choose math, then click on Teacher Assigned Lessons. (see screenshot below) Each lesson will include a video with an end of quiz. Once you pass the quiz, you can move onto any other lesson.

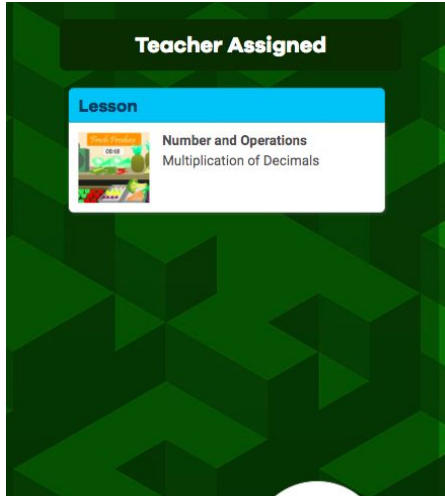
iReady support**Go to:** <https://login.i-ready.com/>**Click on: Login Now****Username:****Password:****(you and your child received this information in an email from Dawn Schafer or Odalys Lopez)****Choose your state: NEW YORK**How do I help my child log in on a computer?

Log in to *i-Ready* from a computer following these steps:

Your child should log in using their district/school portal credentials and then click on the *i-Ready* icon.

If you are using an iPad, once you click on the iReady icon you will be prompted to launch the iReady app. (Tap OPEN) The “i-Ready for Students” app must be installed prior to logging in.

iReady - Teacher Assigned Lesson Screenshot Example



Resources for Math Support

Khan Academy - <https://www.khanacademy.org/>

Math Help - <https://www.mathhelp.com/>

Math Websites: Games & Activities

Math Game Time - <http://www.mathgametime.com/>

The Greater Good

Ongoing Summer "Project"

We finished 6th grade learning about world religions. One common thread in all of these religions is the concept of **kindness** -- from dharma to commandments, from charity to social justice -- the world religions all want participants to think about **the good they can put into the world** and how that good enriches the **community** and the individual. In 7th grade, you will begin to study the history of the United States. US history is filled with moments in which individuals and groups take actions that consider the **greater good**. These moments of individual or **collective action** leave a lasting impact and world to build our nation.

This summer we want to challenge you to consider your **own acts of kindness**. These can be small acts that impact your family or bigger acts that impact a larger community. We want you to share with us **two examples of kindness** you engaged in this summer. You can share these acts by:

- Writing about them creatively or analytically
- Drawing about them or other creative expression
- Sharing photos with descriptions about your acts

The hope is that when we return to school in September we can share these acts with one another and **inspire** each other to continue to build the communities, families and friendships that we hope to see in the world.

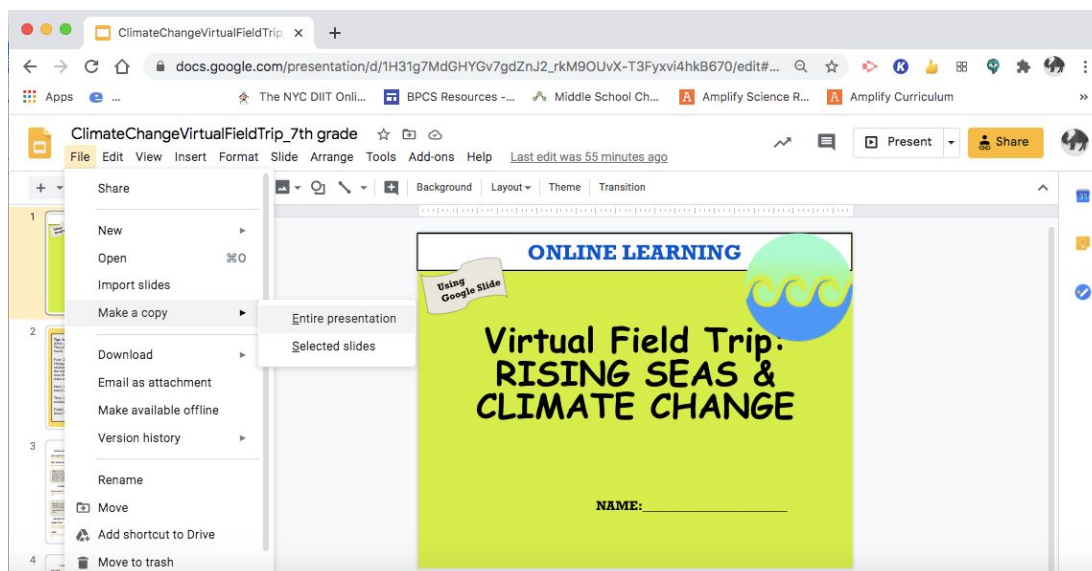
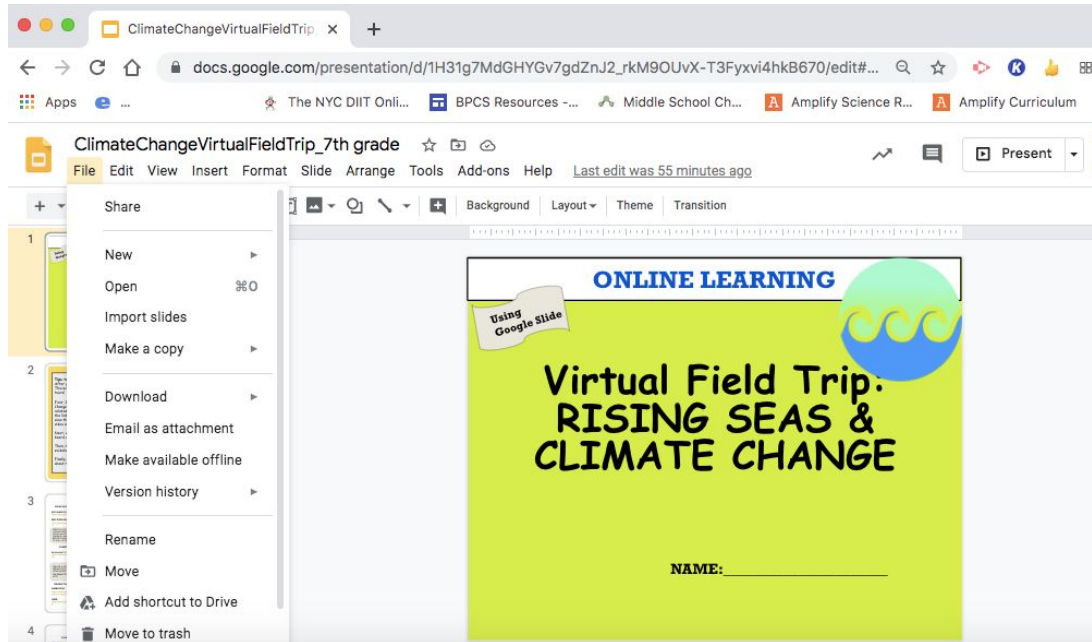
However you choose to share your examples of kindness, you must include the following ideas:

- Describe **what** the act was
- Describe **why** you did the act
- Explain **how** it felt to do it
- Explain **how** the act impacted others

Let's make this summer a meaningful one!

Take a Climate Change Virtual Field Trip!

STEP 1: Open the [Google Slideshow note sheet](#) and go to “File” and then “Make a Copy”



STEP 2: Complete ALL the directions from slide #2

STEP 3: Share your Google Notes slideshow with jessica.kuhl@bpcschool.org, audra.benjamin@bpcschool.org and erika.richardson@bpcschool.org

HAPPY TRAVELS!!!