

Community Needs Assessment Annual Update



***Sweetwater County School District #1
Sweetwater County, Wyoming
2020***

TABLE OF CONTENTS

EXECUTIVE SUMMARY	4
Purpose	4
Methodology	5
Data Summary and Key Findings	6
PROGRAM OVERVIEW	9
Geography and Location	9
Enrollment and Eligibility	11
DEMOGRAPHICS	12
Population and Growth	12
Race and Ethnicity	13
Age	13
Primary Language	14
Family Structure	15
ECONOMIC WELL-BEING	16
Employment and Industry	16
Income	17
Poverty	18
Public Assistance	20
HOUSING	21
HOMELESSNESS	22
EDUCATION	23
DISABILITIES	24
EARLY EDUCATION AND CARE: BIRTH – FIVE	25
Pre-Kindergarten	25
Child Care	25
HEALTH AND WELLNESS	25
Health Insurance	25
Obesity	27
Birth Outcomes	28

FOOD AND NUTRITION 30
 Food Insecurity 30
 Women, Infants, and Children (WIC)..... 31
TRANSPORTATION 32
COMMUNITY RESOURCES 33
REFERENCES..... 33

EXECUTIVE SUMMARY

PURPOSE

Sweetwater County School District #1 conducts a comprehensive Community Assessment during each five-year period, and annually reviews and updates the Assessment to reflect significant changes affecting infants, toddlers, preschoolers and their families, as well as eligible expectant mothers throughout the county. The quantitative data gleaned from the Assessment are used to make informed decisions which may include, but are not limited to:

- ◆ Determination of long- and short-range program goals, objectives, and priorities;
- ◆ Types of services most needed for families living in poverty;
- ◆ Geographic areas to be served by the program, if additional funding is available, or if limitations in the amount of resources make it impossible to serve the entire service area;
- ◆ Locations of Head Start, Early Head Start and EHS-Child Care Partners; and
- ◆ Criteria that define the special populations of children who will be given priority for recruitment and selection for program services.

The Community Assessment Update is utilized for the design of future program plans to meet community needs; to build on the current strengths and resources of the community; and to assist in reducing identified barriers to self-sufficiency for families living in poverty.

METHODOLOGY

The 2020 *Community Wide Strategic Planning and Needs Assessment Update* has been developed per the requirements of the Head Start Program Performance Standards (HSPPS).

HSPPS Standard 1302.11 *Determining Community Strengths, Needs and Resources* (right) outlines the information that must be included and analyzed annually about each grantee's Head Start and/or Early Head Start funded area.

Sweetwater County School District #1 utilized the consulting services of Spiridis Consulting LLC to conduct the Community Assessment Update.

Methods utilized for the collection of quantitative and qualitative data information included:

- Local, state and federal data resources;
- Program data systems; and
- American Community Survey estimates*.

*The American Community Survey (ACS) is an ongoing survey by the U.S. Census Bureau. It regularly gathers information previously contained only in the long form of the decennial census, such as population, educational attainment, income, language proficiency, migration, disability, employment, and housing characteristics. These data are used to track shifting demographics and learn about local communities. Sent to approximately 295,000 addresses monthly (3.5 million per year), it is the largest household survey that the Census Bureau administers.¹

HSPPS 1302.11 ***Determining Community Strengths, Needs and Resources***

- ♦ The number of eligible infants, toddlers, preschool age children and expectant mothers, including their geographic location, race, ethnicity, and languages they speak.
- ♦ Children in foster care, children experiencing homelessness, and children with disabilities, including types of disabilities and relevant services and resources provided to children by community agencies;
- ♦ The education, health, nutrition, and social service needs of eligible children and their families, including prevalent social or economic factors that impact their well-being;
- ♦ Typical work, school, and training schedules of parents with eligible children;
- ♦ Other child development, childcare centers, and family childcare programs that serve typical work, school, and training schedules of parents with eligible children;
- ♦ Other child development, childcare centers, and family childcare programs that serve eligible children, including home visiting, publicly funded state and local preschools, and approximate number of eligible children served;
- ♦ Resources that are available in the community to address the needs of eligible children and their families; and
- ♦ Strengths of the community.

DATA SUMMARY AND KEY FINDINGS

DEMOGRAPHICS

- While the estimated population of Wyoming grew by 3.2 percent between 2010 and 2018, the estimated population of Sweetwater County decreased by -.7 percent. The population of Green River was estimated at 12,278, a decrease of -1.9 percent from 2010. Rock Spring’s population was 23,633, an increase of 2.6 percent.
- The majority race (93.1 percent) is White in Sweetwater County. The Native-American population constitutes 1.7 percent. The population who defines its race as “multiple races” is 2.0 percent and “Other” is 1.3 percent. All other populations (Black, Asian, Pacific Islander) are less than 1 percent.
- The Hispanic population in Sweetwater County is 16 percent (7,042 people), compared to 9.8 percent in the state of Wyoming.
- The majority language in Sweetwater County is English with 88.8 percent of the population speaking the language. Of the remaining population, 9 percent speak Spanish; 1.3 percent speak Indo-European languages; .6 percent speak Asian languages; and .3 percent speak Other languages. During the 2018-2019 program year, 80.7 percent of enrolled Head Start children spoke English; 15.8 percent spoke Spanish; and 3.5 percent spoke Other languages.
- During the 2018-2019 program year, 80.7 percent of enrolled Head Start children spoke English; 15.8 percent spoke Spanish; and 3.5 percent spoke Other languages.
- Approximately 7.2 percent of Sweetwater County’s population is ages birth to four years old, compared to the state of Wyoming at 6.4 percent.
- Twenty-three percent of households in Sweetwater County are single-parent households, lower than Wyoming at 27 percent and the United States at 33 percent.

ECONOMIC WELL-BEING

Estimated Children under Five in Poverty by Age Group, 2018

	Children Under 5	Population Under 5 in Poverty	Infants and Toddlers*	Infants and Toddlers in Poverty	3 and 4 Year Olds*	3 and 4 Year Olds in Poverty
Sweetwater County	3,118	667 (21.4%)	1,871	400	1,247	267

Source: US Census Bureau, American Community Survey. 2014-18.

*Based on estimated breakdown by age in 0-4 age group: infants/toddlers (60%); 3 and 4 Year olds (40%) of total children under 5

- The 2020 minimum wage in WY is \$7.25 per hour, the same as the federal minimum wage of \$7.25. The Wyoming minimum wage was last changed in 2008, when it was raised \$0.70 from \$6.55 to \$7.25. The living wage is the hourly rate that an individual must earn to adequately support the family and cover day-to-day expenses if the person is the sole provider and is working full-time

(2080 hours per year). The living wage per hour needed to support a single adult and one child in Sweetwater County is \$23.84. A single adult with one child who is earning minimum wage makes only 30.4 percent of the living wage.

- Of family households, the median family income is \$73,008 in Sweetwater County, higher than the median income of Wyoming (\$62,268) and the United States (\$60,293).
- As of December 2019, the unemployment rate in Sweetwater County was 4.3, higher than Wyoming at 3.7 percent. During 2018-2019, 71.4 percent of Head Start two-parent families had one or more parents employed. In single-parent homes, 41.3 percent of parents were employed.

HOUSING

- Cost burdened housing (for both rentals and owned housing) in Sweetwater County is 18.3 percent, lower than Wyoming at 23.9 percent. However, cost burdened housing for rentals in Sweetwater County is significantly higher at 36.7 percent, the same rate as Wyoming. Cost burdened housing for owner occupied households in Sweetwater County is 16.7 percent, compared to Wyoming at 10.7 percent.
- Fair Market Rent for a modest two-bedroom apartment is \$849 per month in Sweetwater County. To afford a modest two-bedroom apartment without assistance a family needs to earn \$16.33/hour (\$33,960) or work 90 hours at minimum wage.

HOMELESSNESS

- As of January 2019, Wyoming had an estimated 548 experiencing homelessness on any given day. Of that total, 37 were family households, 51 were Veterans, 81 were unaccompanied young adults (aged 18-24), and 67 were individuals experiencing chronic homelessness.
- An estimated 1,625 public school students experienced homelessness during 2016-2017. Of that total, 59 (3.6 percent) students were unsheltered, 445 (27.4 percent) were in shelters, 201 (12.4 percent) were in hotels/motels, and 920 (56.6 percent) were doubled up due to financial constraints.
- During 2018-2019, 6.4 percent (7 children) of enrolled Head Start children experienced homelessness at some point during the year, compared to 11 during 2017-2018.
- During 2018-2019, Sweetwater County District #1 enrolled 5,438 students; of these, 1 percent (54 students) were reported as homeless.

EDUCATION

- Of adults age 25 and older in Sweetwater County, 91 percent have a high school diploma, slightly lower than the 92.9 percent in Wyoming. Twenty-two percent of adults age 25 and older have a Bachelor's Degree or higher in Sweetwater County, compared to 26.9 percent across Wyoming.
- During 2018-2019, 30 percent of Head Start parents had less than a high school diploma; 47.3 percent had a high school diploma or GED; 20.9 percent had an A.A. degree, some college or vocational school; and 1.8 percent had a Bachelor's degree or an advanced degree.

DISABILITIES

- During 2018-2019, Head Start enrolled 14.9 percent of children with disabilities, higher than 2017-2018 (11.8 percent).

EARLY EDUCATION AND CARE: BIRTH TO FIVE

- As of 2017, pre-school enrollment slots totaled 720. 310 children were enrolled in public pre-k and 410 were enrolled in private pre-k.
- As of February 2020, there are 14 child care facilities (10 family child care and 4 child care centers) with a capacity of 481 in Sweetwater County. Green River has 6 facilities with a capacity of 280 children. Rock Springs has 8 facilities with a capacity of 201 children.

HEALTH AND WELLNESS

- As of 2018, Wyoming's adult obesity rate was 25.7 percent, up from 22.3 percent in 2010; from 15.3 percent in 2000; and from 10.1 percent in 1990. Obesity rates in Wyoming declined among 2- to 4-year-olds enrolled in WIC from 2010 to 2016.
- Of children enrolled in Head Start during 2018-2019, 58.8 percent of children had a healthy weight. Of the remaining 41.2 percent, 7 percent of children were underweight; 7 percent were overweight; and 18.4 percent were obese. Of children, 8.8 percent were not categorized.
- Of children ages birth to five in Sweetwater County, 14.2 percent (553 children) were without insurance in 2018, nearly double the rate in Wyoming (7.8 percent).
- During 2018, 28.1 percent of expectant women received no prenatal care or no care until the third trimester, higher than Wyoming at 27.1 percent.
- During 2018, there were 488 babies born in Sweetwater County; this was a decrease of births by -22.8 percent between 2014 and 2018.
- The teen birth rate in Sweetwater County continues to decrease. In 2018, the teen birth rate was 17 per 1,000 female teens ages 15-19, compared to 24.4 per 1,000 across Wyoming.

FOOD AND NUTRITION

- Sweetwater County's child food insecurity rate remained consistent between 2015 and 2017 at 17 percent. The child food insecurity rate (17.4 percent) in Wyoming is slightly higher than Sweetwater County.
- During 2018-2019, 40.9 percent of enrolled Head Start families were reported to have received WIC services; this was an increase of 6.7 percent from the 2016-2017 program year.

TRANSPORTATION

- Of households, just 2.4 percent in Sweetwater County are without a vehicle, lower than 3.9 percent in the state of Wyoming and 8.7 percent in the United States.

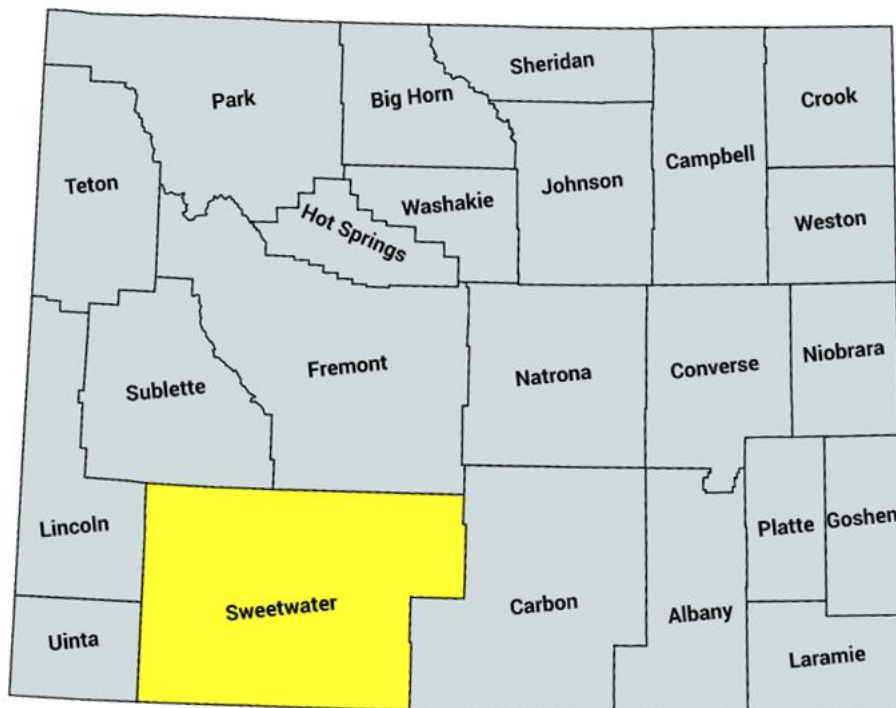
PROGRAM OVERVIEW

GEOGRAPHY AND LOCATION

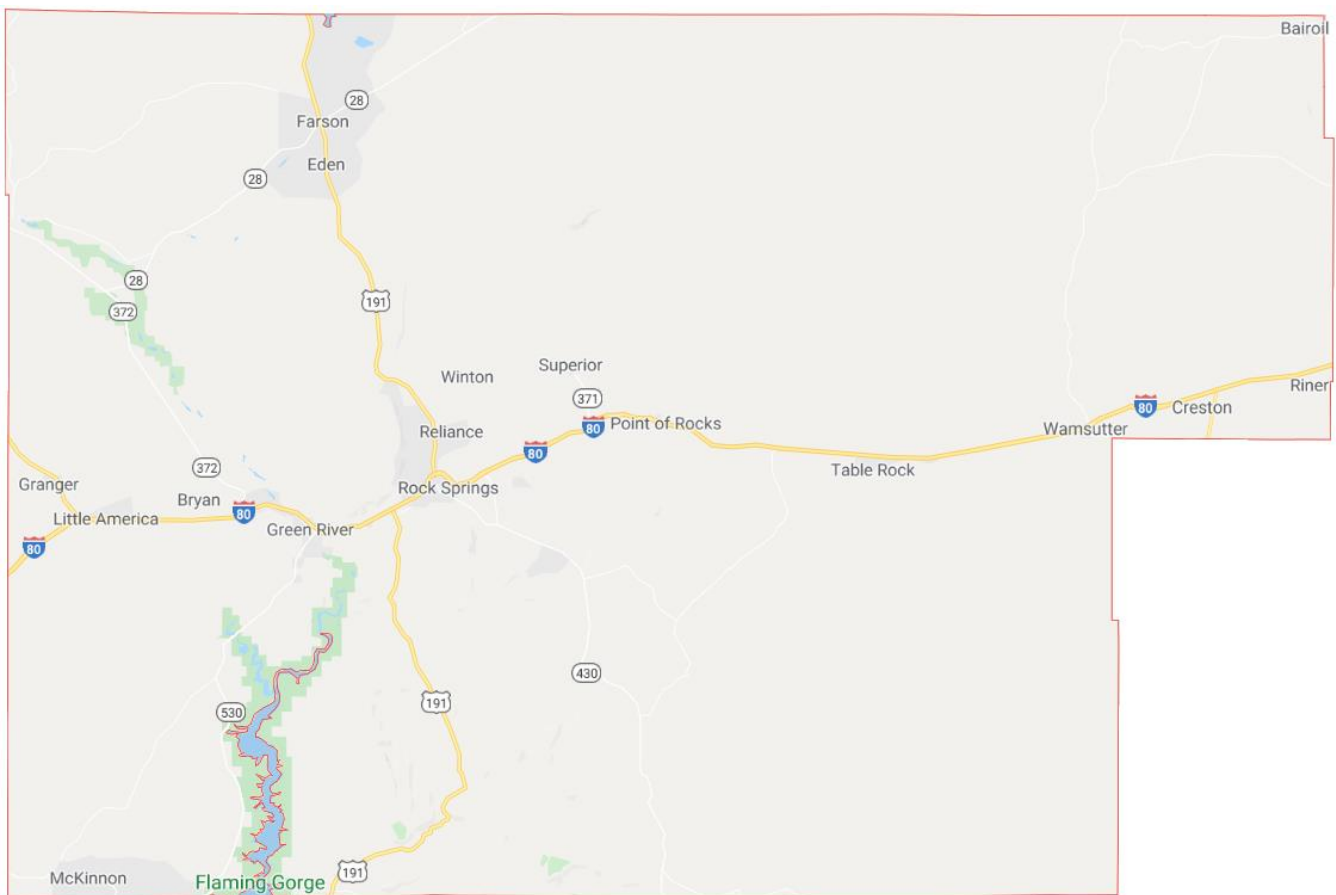
Located in the mountain region of the Western United States, Wyoming is bordered on the north by Montana, on the east by South Dakota and Nebraska, on the south by Colorado, on the southwest by Utah, and on the west by Idaho and Montana. The 2018 population was estimated at 581,836.

Wyoming covers 97,818 square miles. The state is the 10th largest by area, the least populous, and the second most sparsely populated state in the country. Cheyenne is the state capital and the most populous city, with an estimated population of 63,243 in 2018.

Wyoming's mineral commodities include coal, natural gas, coal bed methane, crude oil, and trona. Wyoming ranks highest in mining employment in the United States. The mineral extraction industry and the travel and tourism sectors are the main drivers behind Wyoming's economy.

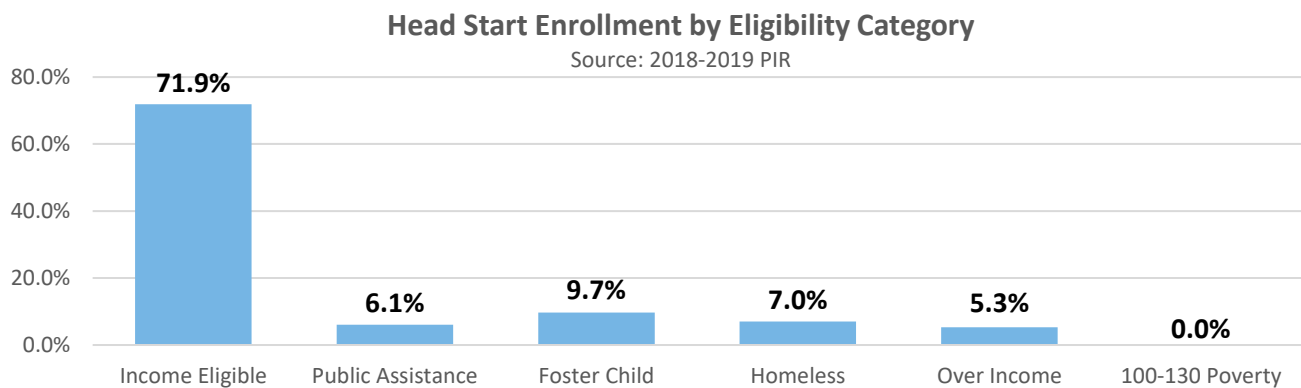


Sweetwater County is located in southern Wyoming. Its county seat is Green River. According to the U.S. Census Bureau, the county has a total area of 10,491 square miles, of which 10,427 square miles is land and 64 square miles is water. The largest county in Wyoming, Sweetwater County is larger than six states and is the eighth-largest county in the United States (not including boroughs and census areas in Alaska). Sweetwater County is bordered by Fremont County to the north; Carbon County to the east; Moffat County, Colorado to the south; Daggett County, Utah to the southwest; Summit County, Utah to the west/southwest; Uinta County to the southwest; Lincoln County to the west; and Sublette County to the northwest. The 2018 population was estimated at 44,117.



ENROLLMENT AND ELIGIBILITY

Sweetwater County School District #1 provides comprehensive child development services to 100 Head Start children. Four classrooms are located in Rock Springs and one classroom is located in Green River.



During 2018-2019, children at Sweetwater County School District #1 were eligible for Head Start enrollment as follows: 71.9 percent Income Eligible; 6.1 percent receiving Public Assistance; 9.7 percent in Foster Care; 7 percent identified as experiencing Homelessness per the McKinney Vento Act; 5.3 percent from families considered Over Income; and 0 percent with family income between 100 and 130 percent of the federal poverty line.

DEMOGRAPHICS

POPULATION AND GROWTH

While the estimated population of Wyoming grew by 3.2 percent between 2010 and 2018, the estimated population of Sweetwater County decreased by -.7 percent.

2018 Population Estimates³

	2010 Population	2018 Population	Pop. Change 2010-2018
Sweetwater County	43,806	44,117	-.7%
Wyoming	563,626	581,836	3.2%
United States	308,745,538	322,903,030	4.6%

Sweetwater County Town/City Population Estimates²

	2010 Population	2018 Population	Pop. Change 2010-2018
Arrowhead Springs*	63	131	101.0%
Bairoil	106	197	95.8%
Clearview Acres*	795	1,568	97.2%
Eden*	281	199	-29.2%
Farson*	313	44	-85.9%
Granger	139	50	-64.0%
Green River	12,515	12,278	-1.9%
James Town*	536	692	29.1%
Little America*	68	84	23.5%
McKinnon*	60	0	-100%
North Rock Springs*	2,207	2,128	-3.6%
Purple Sage*	535	812	51.8%
Reliance*	714	496	-30.5%
Rock Springs	23,036	23,633	2.6%
Superior	336	307	-8.6%
Table Rock*	0	0	-----
Wamsutter	451	357	-20.8%
Washam*	51	0	-100%
Sweetwater County	43,806	44,117	-.7%

As of 2018, Sweetwater County's population was estimated at 44,117, a decrease of -.7 percent from 2010. The population of Green River was estimated at 12,278, a decrease of -1.9 percent from 2010. Rock Spring's population was 23,633, an increase of 2.6 percent.

RACE AND ETHNICITY

Population by Race

	White	Black African-American	Asian	Native American Alaska Native	Native Hawaiian Pacific Islander	Other	Multiple Races
Sweetwater County	93.1%	0.8%	0.6%	1.7%	0.5%	1.3%	2.0%
Wyoming	91.4%	1.0%	0.8%	2.4%	0.1%	1.6%	2.7%
United States	72.8%	12.7%	5.4%	0.8%	0.2%	4.9%	3.2%

Source: U.S. Census Bureau, 2014-2018 American Community Survey 5-Year Estimates

The majority race (93.1 percent) is White in Sweetwater County. The Native-American population constitutes 1.7 percent. The population who defines its race as “multiple races” is 2.0 percent and “Other” is 1.3 percent. All other populations (Black, Asian, Pacific Islander) are less than 1 percent.

Population by Ethnicity

	Hispanic or Latino Population (Absolute)	Population Hispanic or Latino (Percent)	Non-Hispanic Population (Absolute)	Population Non-Hispanic (Percent)
Sweetwater County	7,042	16.0%	37,075	84.0%
Wyoming	56,966	9.8%	524,870	90.2%
United States	57,517,935	17.8%	265,385,095	82.2%

The Hispanic population in Sweetwater County is 16 percent (7,042 people), compared to 9.8 percent in the state of Wyoming.

AGE

Population by Age Groups

Source: U.S. Census Bureau, 2014-2018 American Community Survey 5-Year Estimates

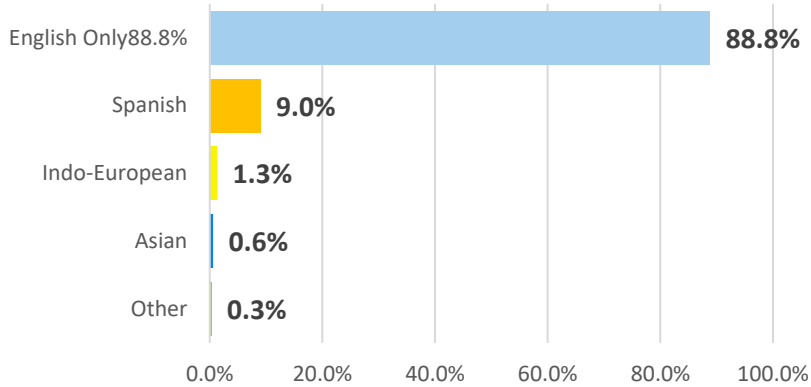
	0-4	5-17	18-24	25-34	35-44	45-54	55-64	65+
Sweetwater County	7.2%	19.6%	9.0%	14.9%	13.7%	12.0%	13.1%	10.7%
Wyoming	6.4%	17.3%	9.4%	13.8%	12.3%	11.9%	13.9%	15.1%
United States	6.1%	16.6%	9.6%	13.8%	12.6%	13.2%	12.8%	15.3%

According to the 2014-2018 American Community Survey, approximately 7.2 percent of Sweetwater County’s population is ages birth to four years old, compared to the state of Wyoming at 6.4 percent.

PRIMARY LANGUAGE

Languages Spoken in Sweetwater County

Source: American Community Survey, 2014-2018



The majority language in Sweetwater County is English with 88.8 percent of the population speaking the language. Of the remaining population, 9 percent speak Spanish; 1.3 percent speak Indo-European languages; .6 percent speak Asian languages; and .3 percent speak Other languages.

During the 2018-2019 program year, 80.7 percent of enrolled Head Start children spoke English; 15.8 percent spoke Spanish; and 3.5 percent spoke Other languages.

FAMILY STRUCTURE

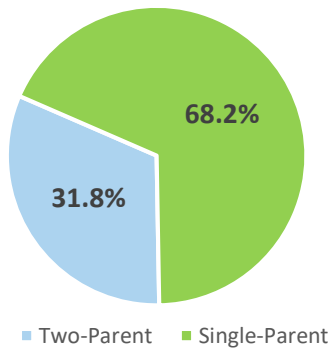
As defined by the U.S. Census Bureau, a family household is any housing unit in which the householder is living with one or more individuals related to him or her by birth, marriage, or adoption. Twenty-three percent of households in Sweetwater County are single-parent households, lower than Wyoming at 27 percent and the United States at 33 percent.

Children in Single-Parent Households

Source: countyhealthrankings.com

	Total Households
Sweetwater County	23%
Wyoming	27%
United States	33%

2018-2019 Head Start Family Structure



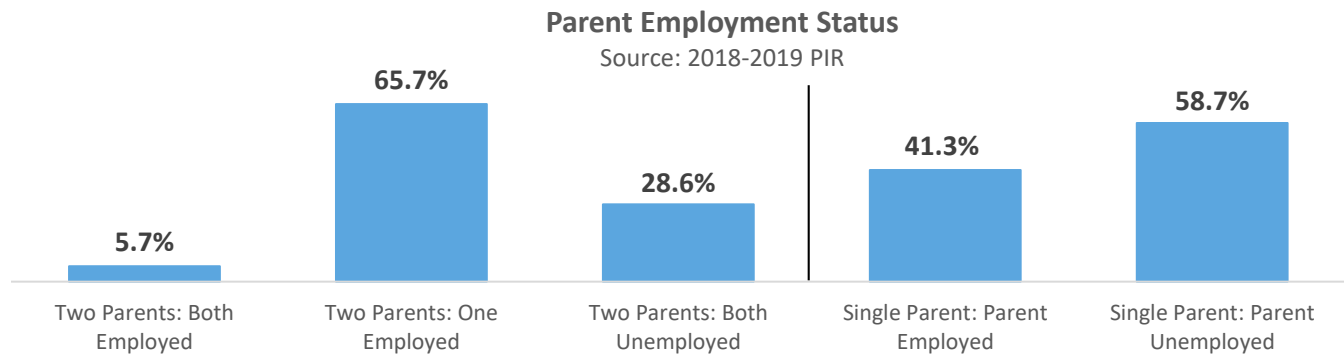
During the 2018-2019 program year, just 31.8 percent of enrolled Head Start families were two-parent households and 68.2 percent were single-parent families.

ECONOMIC WELL-BEING

EMPLOYMENT AND INDUSTRY

An estimated 30 million Americans hold low-wage jobs, struggle to cover their day-to-day expenses, and are unable to save for the future. Challenges for low-wage earners include lack of full-time work and paid leave, difficulty arranging childcare due to irregular work schedules, and few or no health care benefits.

The economy of Sweetwater County employs 22.7k people. The largest industries in Sweetwater County, WY are Mining, Quarrying, & Oil & Gas Extraction (4,011 people), Educational Services (2,512 people), and Retail Trade (2,207 people), and the highest paying industries are Manufacturing (\$96,195), Mining, Quarrying, & Oil & Gas Extraction (\$80,723), and Agriculture, Forestry, Fishing & Hunting, & Mining (\$79,308).



During 2018-2019, 71.4 percent of Head Start two-parent families had one or more parents employed. In single-parent homes, 41.3 percent of parents were employed.

As of December 2019, the unemployment rate in Sweetwater County was 4.3, higher than Wyoming at 3.7 percent.⁴ However, the unemployment rate does not include those who have given up looking for work due to the lack of jobs, jobs with livable wages, and/or jobs for which they are not qualified. “Unemployment” refers to the proportion of people in the labor force who are not working, according to the Department of Labor’s official definition. People may be *available for work* in the sense of wanting a job but would not be considered in the labor force if they do not have a job and are not actively looking for one. To be considered as part of the labor force, a person must either have a job or have looked for work in the last 4 weeks.

INCOME

Mean/Median Family Income

	Total Family Households	Average (Mean) Family Income	Median Family Income
Sweetwater County	15,871	\$84,961	\$73,008
Wyoming	230,630	\$79,257	\$62,268
United States	119,730,128	\$84,938	\$60,293

Source: US Census Bureau, American Community Survey. 2014-18.

Of family households, the median family income is \$73,008 in Sweetwater County, higher than the median income of Wyoming (\$62,268) and the United States (\$60,293).

Median Household Income by Race/Ethnicity

County	White, Non-Hispanic	Black or African American	American-Indian	Other	Multiple Race	Hispanic/Latino
Sweetwater	\$76,469	No data	\$62,188	\$74,189.00	\$55,284	\$61,921
Wyoming	\$63,842	\$44,712	\$49,352	\$42,027.00	\$54,317	\$49,059
United States	\$65,912	\$40,155	\$41,879	\$46,650.00	\$56,060	\$49,225

Source: US Census Bureau, American Community Survey. 2014-18.

Living Wage Calculation for Sweetwater County, Wyoming

	1 Adult 1 Child	1 Adult 2 Children	2 Adults (Both Working) 2 Children	2 Adults (1 Working) 1 Child	2 Adults (1 Working) 2 Children
Living Wage	\$23.84	\$30.40	\$16.53	\$22.00	\$24.53
Poverty Wage	\$8.13	\$10.25	\$6.19	\$10.25	\$12.38

Source: Massachusetts Institute of Technology

The 2020 minimum wage in Wyoming is \$7.25 per hour, the same as the federal minimum wage of \$7.25. The Wyoming minimum wage was last changed in 2008, when it was raised \$0.70 from \$6.55 to \$7.25. The living wage is the hourly rate that an individual must earn to adequately support the family and cover day-to-day expenses if the person is the sole provider and is working full-time (2080 hours per year). The living wage per hour needed to support a single adult and one child in Sweetwater County is \$23.84. A single adult with one child who is earning minimum wage makes only 30.4 percent of the living wage.

POVERTY

Of the general population in Sweetwater County, 12 percent are in poverty, compared to 11.2 percent for Wyoming. Of Whites, 11.4 percent are in poverty. Of Native Americans, 42 percent are in poverty. Of Hispanics/Latinos, 20.5 percent are living in poverty.

General Population in Poverty

	Total Population for Whom Poverty Status is Determined	Population in Poverty	Population in Poverty (Percentage)
Sweetwater County	43,529	5,237	12.0%
Wyoming	567,950	63,311	11.2%
United States	314,943,184	44,257,979	14.1%

Source: US Census Bureau, American Community Survey. 2014-18.

Percent of Race in Poverty

	White	Black African-American	Asian	Native American Alaska Native	Native Hawaiian Pacific Islander	Other	Multiple Races
Sweetwater County	4,626	74	35	306	0	65	131
	11.4%	22.8%	12.9%	42.0%	0.0%	11.6%	14.7%
Wisconsin	10.5%	12.4%	18.5%	24.3%	4.8%	23.5%	13.4%
United States	11.6%	24.2%	25.8%	11.6%	18.3%	22.6%	17.5%

Source: U.S. Census Bureau, 2014-2018 American Community Survey 5-Year Estimates

Hispanic/Latino Population in Poverty

	Total Hispanic/ Latino in Poverty	Percent Hispanic / Latino in Poverty
Sweetwater County	1,432	20.5%
Wyoming	11,698	21.2%
United States	11,849,315	21.0%

Source: US Census Bureau, American Community Survey. 2014-18.

Estimated Children under Five in Poverty by Age Group, 2018

	Children Under 5	Population Under 5 in Poverty	Infants and Toddlers*	Infants and Toddlers in Poverty	3 and 4 Year Olds*	3 and 4 Year Olds in Poverty
Sweetwater County	3,118	667 (21.4%)	1,871	400	1,247	267

Source: US Census Bureau, American Community Survey. 2014-18.

*Based on estimated breakdown by age in 0-4 age group: infants/toddlers (60%); 3 and 4 Year olds (40%) of total children under 5

The poverty rate for children under 5 years old in Sweetwater County is 21.4 percent, higher than Wyoming (15.7 percent) and the nation (19.5 percent). An estimated 3,118 children under age 5 reside within the county, with 667 (21.4 percent) of these children experiencing poverty. An estimated 1,871 (60 percent of children under age 5) of these children are infants/toddlers, with 400 children living in poverty. In addition, there are approximately 1,247 preschoolers with 267 children experiencing poverty.

Sweetwater County: Estimated Children under Five in Poverty

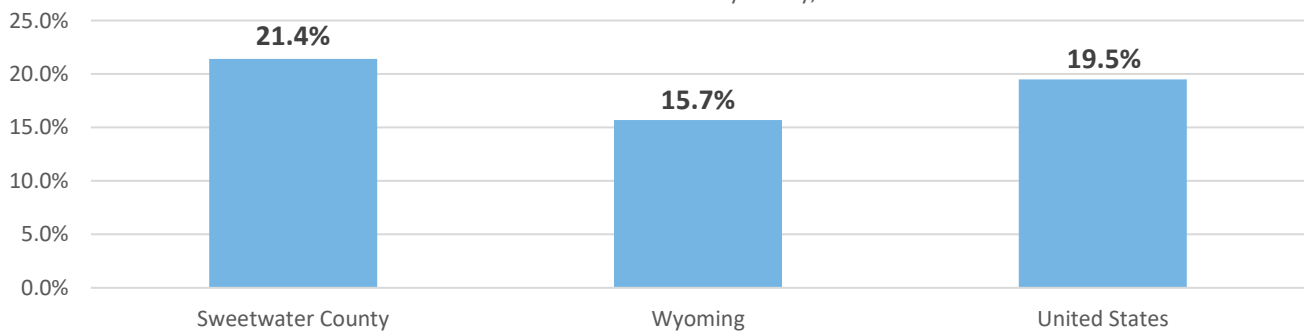
(in towns with a population of 300 or more)

	Children Under 5	Under 5 in Poverty (Percentage)	Under 5 in Poverty (Count)
Clearview Acres	34	0.0%	0
Green River	847	18.1%	153
James Town	47	100%	47
North Rock Springs	35	0.0%	0
Reliance	0	0	0
Rock Springs	2,002	19.1%	382
Superior	13	69.2%	9
Wamsutter	12	0.0%	0

Source: US Census Bureau, American Community Survey. 2014-18.

Poverty Under Age 5

Source: American Community Survey, 2014-2018



PUBLIC ASSISTANCE

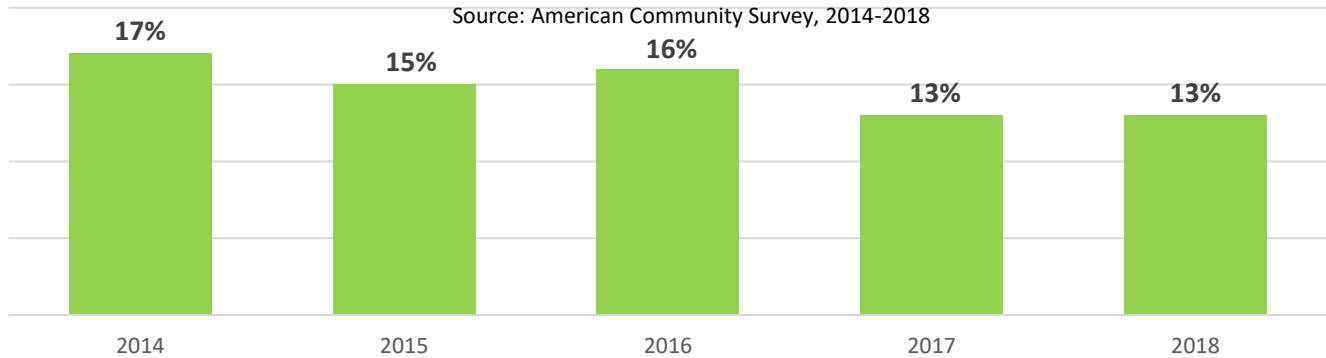
TANF

The Federal Temporary Assistance for Needy Families (TANF) program is known as the Personal Opportunities With Employment Responsibilities (POWER) program. There are two forms of TANF including the POWER Work Program (helps individuals find employment or financial stability) and the POWER Caretaker Relative program (provides cash assistance to family members, such as Grandparents, Aunts or Uncles, who are the primary caregiver to children whose parents are not in the same home and are responsible for the daily care and control of the children). POWER Work Program for a family of three, with no income, could receive monthly cash assistance in the amount of \$697. POWER Caretaker Relative Program for one child with no income or resources, could receive a monthly benefit of \$232.

During 2018, 13 percent (17,000) of children in Wyoming were from families that received public assistance, compared to 24 percent for the United States.

Children in Families that Receive Public Assistance in Wyoming

Source: American Community Survey, 2014-2018

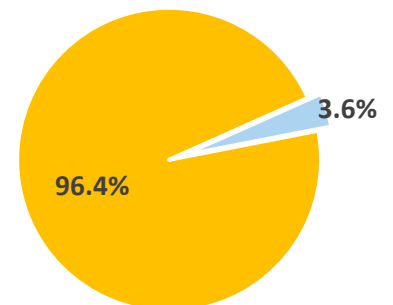


SUPPLEMENTAL SECURITY INSURANCE

Supplemental Security Income (SSI) pays monthly benefits to people with limited income and resources, including those who are disabled, blind, or age 65 or older. Children who are disabled may also get SSI. Effective January 1, 2020, the federal benefit rate is \$783 for an individual and \$1,175 for a couple. Of enrolled Head Start families, just 3.6 percent (4 families) received SSI benefits during 2018-2019.

Enrolled Head Start Families Receiving SSI

Source: 2018-2019 PIR



HOUSING

Cost burdened households are those where housing costs exceed 30 percent of total household income. Cost burdened housing (for both rentals and owned housing) in Sweetwater County is 18.3 percent, lower than Wyoming at 23.9 percent. However, cost burdened housing for rentals in Sweetwater County is significantly higher at 36.7 percent, the same rate as Wyoming. Cost burdened housing for owner occupied households in Sweetwater County is 16.7 percent, compared to Wyoming at 10.7 percent.⁵

Cost Burdened Households

	Cost Burdened Households	Cost Burdened Rentals	Cost Burdened Owner Occupied Households
Sweetwater County	18.3%	36.7%	16.7%
Wyoming	23.9%	36.7%	10.7%
United States	31.6%	46.5%	13.7%

Source: American Community Survey, 2014-2018

Fair Market Rent for a modest two-bedroom apartment is \$849 per month in Sweetwater County. To afford a modest two-bedroom apartment without assistance a family needs to earn \$16.33/hour (\$33,960) or work 90 hours at minimum wage.

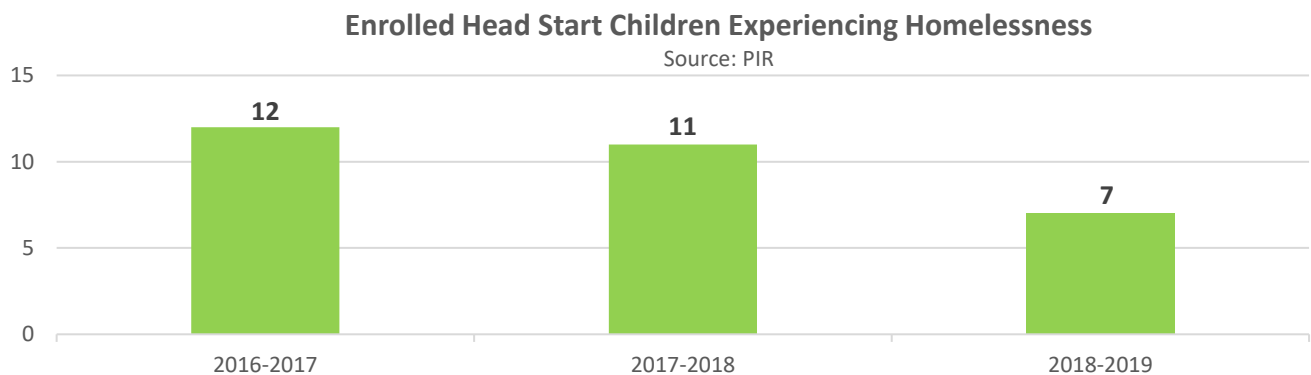
Fair Market Rent in Sweetwater County⁶

	Efficiency	One-Bedroom	Two-Bedroom	Three-Bedroom	Four-Bedroom
Fair Market Rent	\$614	\$713	\$849	\$1,191	\$1,491
Housing Wage (hourly)	\$11.81	\$13.71	\$16.33	\$22.90	\$28.67
Housing Wage (annual)	\$24,560	\$28,520	\$33,960	\$47,640	\$59,640
Work Hours/Week at Minimum Wage	65	76	90	126	158

HOMELESSNESS

As of January 2019, Wyoming had an estimated 548 experiencing homelessness on any given day, as reported by Continuums of Care to the U.S. Department of Housing and Urban Development (HUD). Of that total, 37 were family households, 51 were Veterans, 81 were unaccompanied young adults (aged 18-24), and 67 were individuals experiencing chronic homelessness.⁷

Public school data reported to the U.S. Department of Education during the 2016-2017 school year showed that an estimated 1,625 public school students experienced homelessness over the course of the year. Of that total, 59 (3.6 percent) students were unsheltered, 445 (27.4 percent) were in shelters, 201 (12.4 percent) were in hotels/motels, and 920 (56.6 percent) were doubled up due to financial constraints.⁸



During 2018-2019, 6.4 percent (7 children) of enrolled Head Start children experienced homelessness at some point during the year, compared to 11 during 2017-2018.

During 2018-2019, Sweetwater County District #1 enrolled 5,438 students; of these, 1 percent (54 students) were reported as homeless.

EDUCATION

Of adults age 25 and older in Sweetwater County, 91 percent have a high school diploma, slightly lower than the 92.9 percent in Wyoming. Twenty-two percent of adults age 25 and older have a Bachelors Degree or higher in Sweetwater County, compared to 26.9 percent across Wyoming.

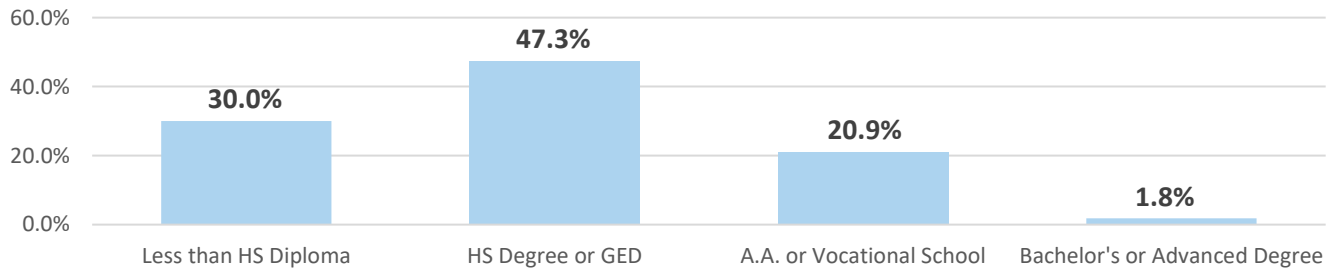
Education Levels

	Population Age 25+	No High School Diploma	No High School Diploma	HS Diploma or Higher	Bachelors or Higher Degree
Sweetwater County	28,333	2,549	9.0%	91.0%	22.0%
Wyoming			7.1%	92.9%	26.9%
United States			12.3%	87.7%	31.5%

Source: American Community Survey, 2014-2018

Level of Education Head Start Parents, 2018-2019

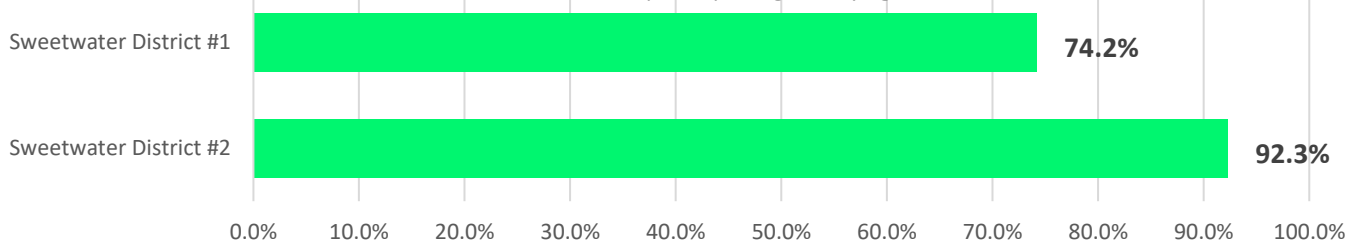
Source: PIR



During 2018-2019, 30 percent of Head Start parents had less than a high school diploma; 47.3 percent had a high school diploma or GED; 20.9 percent had an A.A. degree, some college or vocational school; and 1.8 percent had a Bachelor's degree or an advanced degree.

Four-Year High School Graduation Rate-Class of 2017-2018

Source: <https://reporting.edu.wyo.gov/>



DISABILITIES

Wyoming’s early intervention program is the Part C system of the Individuals with Disabilities Education Act (IDEA), designed to meet the needs of infants and toddlers with disabilities and developmental delays. The Sweetwater County Child Developmental Center (SCCDC) is a non-profit organization that is mandated by the state of Wyoming to provide early intervention services to children birth through age five with a variety of delays and disabilities. The SCCDC is the only organization in Sweetwater County to serve the children birth through age three. Local data is unavailable.

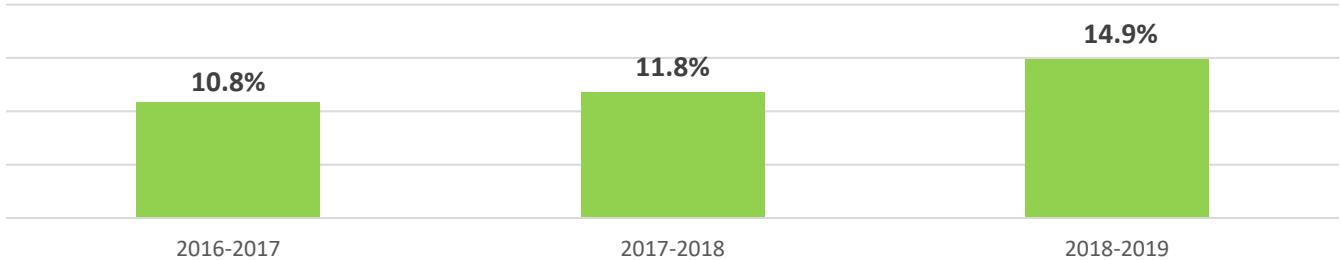
Wyoming’s Local Education Agencies (LEAs) provide Part B services under IDEA to students, ages 3 through 21. During 2017-2018, 3,419 children ages 3-5 received IDEA services.⁹ Below is a distribution of disabilities of children enrolled in public schools (all ages).

Students with IDEA Disabilities Enrollment

Sweetwater #1		Sweetwater #2	
	2019-20		2019-20
Autism	5	Autism	3
Brain Injury	1	Brain Injury	2
Cognitive Disability	1	Cognitive Disability	4
Developmental Delay	1	Developmental Delay	1
Emotionally Disabled	2	Emotionally Disabled	23
Hearing Impairment	2	Hearing Impairment	1
Learning Disabled	6	Learning Disabled	13
Multiple Disabilities	3	Multiple Disabilities	7
Other Health	25	Orthopedic	1
Speech Language	6	Other Health	10
Visually Impaired	2	Speech Language	23
Total Special Ed	78	Total Special Ed	47

Enrolled Head Start Children with Disabilities

Source: PIR



During 2018-2019, Head Start enrolled 14.9 percent of children with disabilities, higher than 2017-2018 (11.8 percent).

EARLY EDUCATION AND CARE: BIRTH – FIVE

PRE-KINDERGARTEN

As of 2017, pre-school enrollment slots totaled 720. 310 children were enrolled in public pre-k and 410 were enrolled in private pre-k.

CHILD CARE

Child Care Licensed Facilities and Capacity

Source: Wyoming Department of Family Services, February 2020

County	Number of Facilities	Total Capacity	Number of Family Child Care Homes and Capacity	Number of Child Care Centers and Capacity
Sweetwater County	14	481	10 (96 children)	4 (385 children)
Green River	6	280	4 (40 children)	2 (240 children)
Rock Springs	8	201	6 (56 children)	2 (145 children)

Note: Capacity numbers may include school age enrollment slots

As of February 2020, there are 14 child care facilities (10 family child care and 4 child care centers) with a capacity of 481 in Sweetwater County. Green River has 6 facilities with a capacity of 280 children. Rock Springs has 8 facilities with a capacity of 201 children.

HEALTH AND WELLNESS

HEALTH INSURANCE

Children without health insurance coverage are less likely than insured children to have a regular health care provider and to receive care when needed. Instead, they are likely to begin receiving treatment after their condition has worsened, putting them at greater risk of hospitalization. Having health insurance can protect families from financial devastation and can help children remain healthy, active and in school.¹⁰

In January 2018, Congress passed reauthorization of CHIP, renewing the program for another six years.

The 2010 Affordable Care Act brought an increase of people with health insurance; however, some children and families are still uninsured.

Children Ages 0-5 Without Health Insurance

Source: American Community Survey Estimates, 2014-2018



Of children ages birth to five in Sweetwater County, 14.2 percent (553 children) were without insurance in 2018, nearly double the rate in Wyoming (7.8 percent).

OBESITY

Overweight is defined as a Body Mass Index (BMI) at or above the 85th percentile and below the 95th percentile for children and teens of the same age and gender. Obesity is defined as a BMI at or above the 95th percentile for children and teens of the same age and gender.¹¹

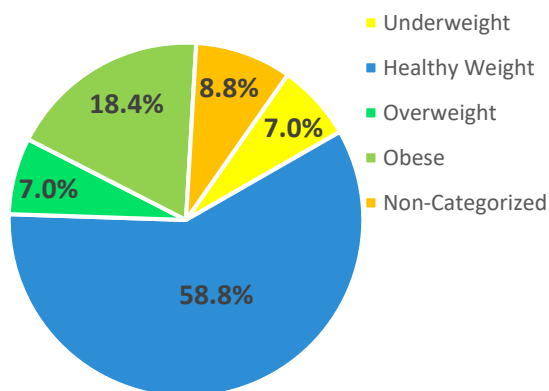
Young children who are overweight and obese often become school-age children and adults who struggle with being overweight and obese, increasing the risk of chronic and obesity-related disease over time. The risk of early childhood obesity begins before conception and continues during pregnancy and into the earliest years of life. Women who are overweight or obese prior to and during pregnancy, as well as those with inadequate and excessive gestational weight gain, can perpetuate the occurrence of obesity into the next generation. In addition, early patterns of eating, physical activity, and sleep greatly influence child health and weight, permanently altering neurological and metabolic systems and behavior.¹²

Obesity rates in Wyoming declined among 2- to 4-year-olds enrolled in WIC from 2010 to 2016. The rate of obesity dropped from 11.8 percent to 9.1 percent. In Wyoming, 11.8 percent of youth ages 10 to 17 have obesity, giving Wyoming a ranking of 42 out of 51 for this age group among all states and D.C.

As of 2018, Wyoming's adult obesity rate was 25.7 percent, up from 22.3 percent in 2010; from 15.3 percent in 2000; and from 10.1 percent in 1990.¹³ According to the 2019 County Health Rankings, adult obesity in Sweetwater County is 30 percent.¹⁴

**2018-2019 Body Mass Index (BMI)
Head Start Children**

Source: PIR

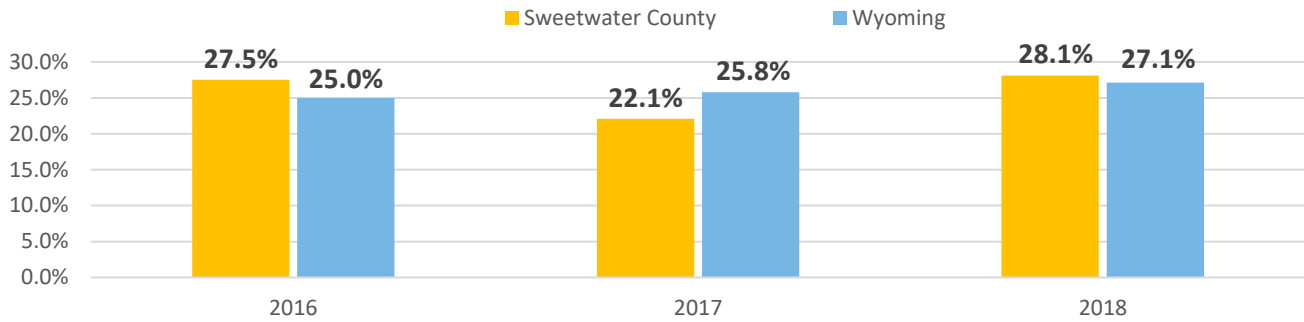


Of children enrolled in Head Start during 2018-2019, 58.8 percent of children had a healthy weight. Of the remaining 41.2 percent, 7 percent of children were underweight; 7 percent were overweight; and 18.4 percent were obese. Of children, 8.8 percent were not categorized.

BIRTH OUTCOMES

Women Receiving Less than Adequate Prenatal Care

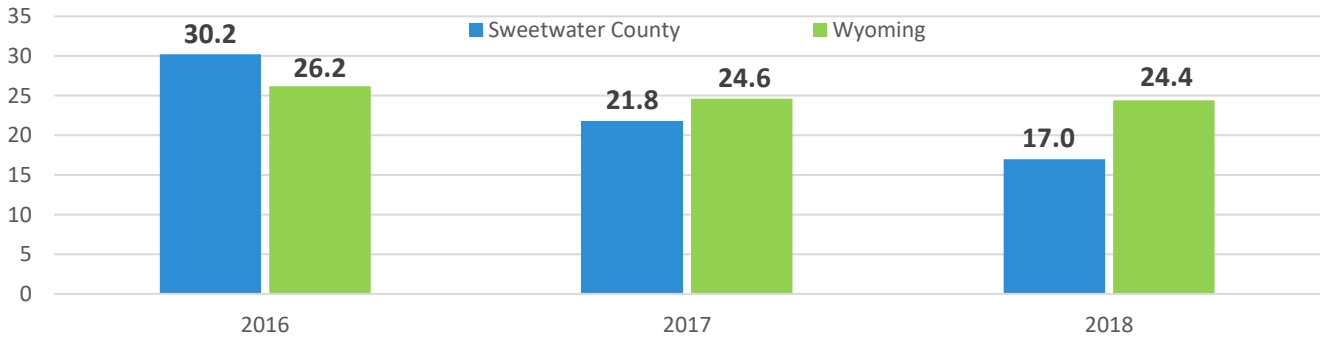
Source: WDOE, Division of Vital Records and Statistics



During 2018, 28.1 percent of expectant women received no prenatal care or no care until the third trimester, higher than Wyoming at 27.1 percent¹⁵.

Teen Births: Rate per 1000 Female Teens Ages 15-19

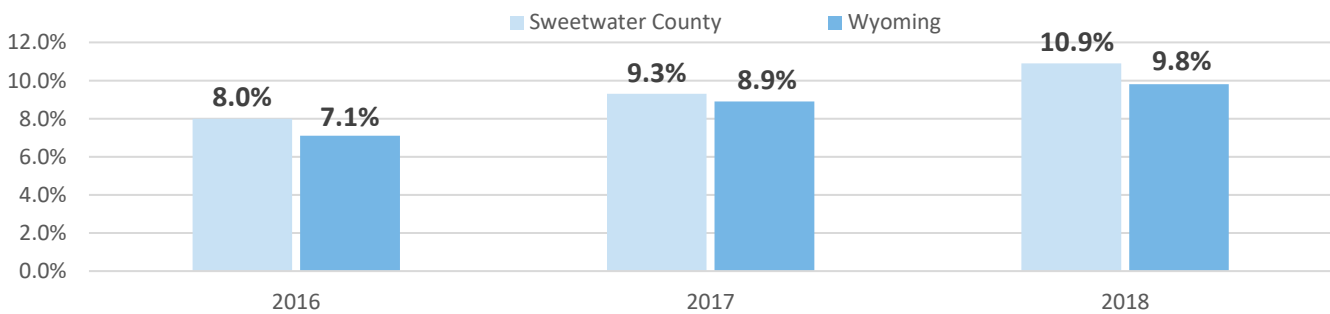
Source: WDOH, Division of Vital Records and Statistics



The teen birth rate in Sweetwater County continues to decrease. In 2018, the teen birth rate was 17 per 1,000 female teens ages 15-19, compared to 24.4 per 1,000 across Wyoming.¹⁶

Preterm Births

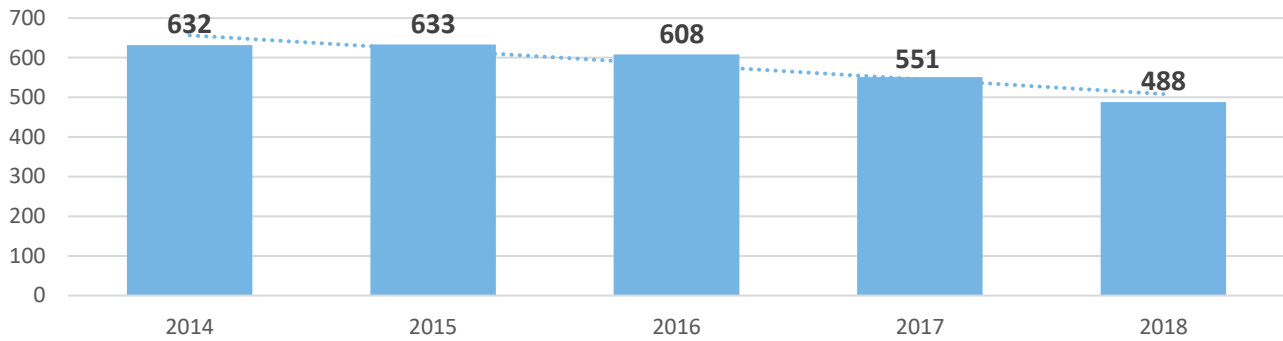
Source: WY Community Foundations



In 2018, pre-term births (less than 37 weeks) were at 10.9 percent, compared to 9.8 percent in WY.¹⁷

Babies Born in Sweetwater County

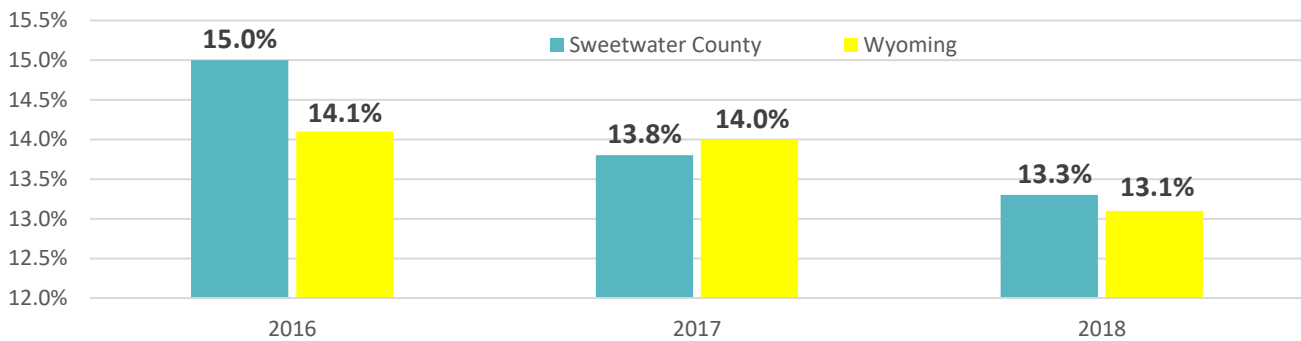
Source: WY Department of Health



During 2018, there were 488 babies born in Sweetwater County; this was a decrease of births by -22.8 percent between 2014 and 2018.¹⁸

Mothers Who Smoked During Pregnancy

Source: WDOE, Division of Vital Records and Statistics

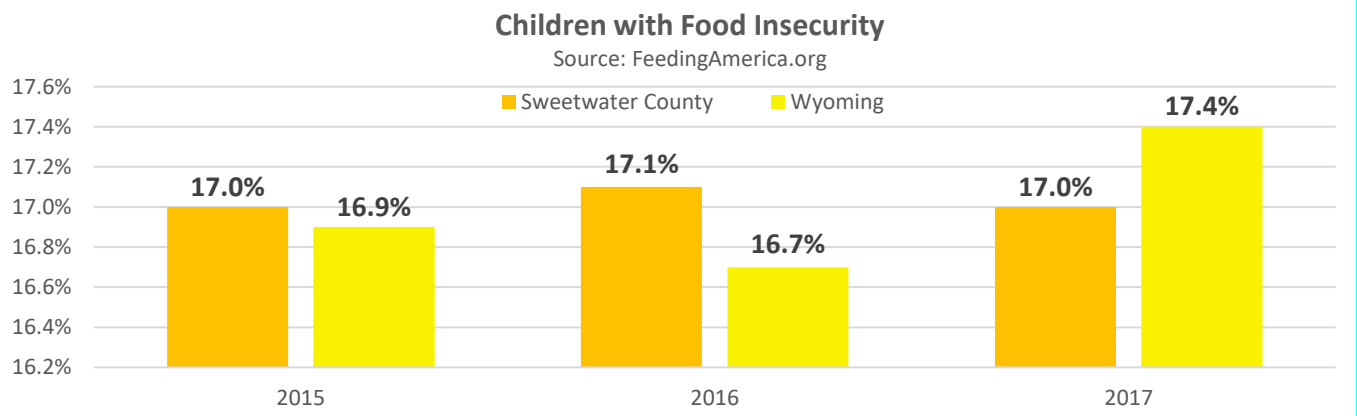


Of all live births, 13.3 percent of expectant mothers smoked at any point during pregnancy in Sweetwater County, compared to 13.1 percent in Wyoming.

FOOD AND NUTRITION

FOOD INSECURITY

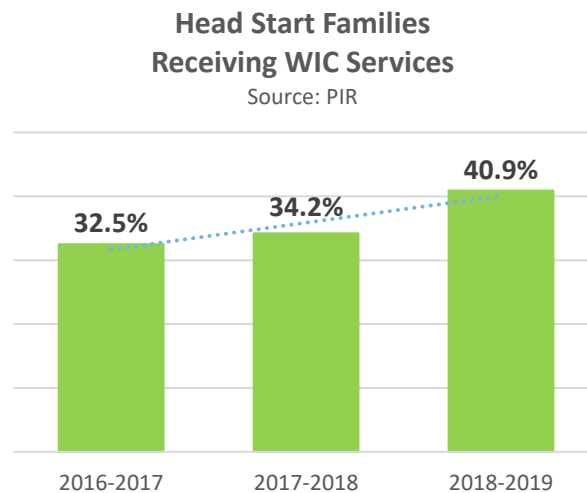
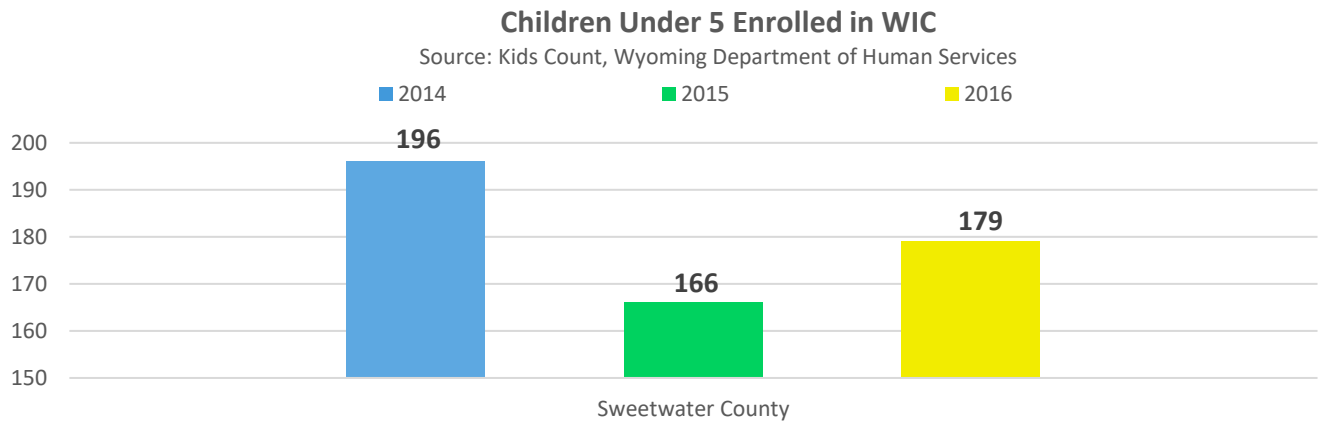
Food insecurity refers to the USDA's measure of lack of access to a sufficient amount of food for an active, healthy life for all household members, and limited or uncertain availability of nutritionally adequate foods. Food-insecure households are not necessarily food insecure all the time. Food insecurity may reflect a household's need to make trade-offs between important basic needs, such as housing or medical bills, and purchasing nutritionally adequate foods. Families may intentionally keep their food insecurity hidden due to shame or embarrassment that they are unable to adequately feed their children.



Sweetwater County's child food insecurity rate remained consistent between 2015 and 2017 at 17 percent. The child food insecurity rate (17.4 percent) in Wyoming is slightly higher than Sweetwater County.

WOMEN, INFANTS, AND CHILDREN (WIC)

WIC (Women, Infants and Children) is a supplemental nutrition program funded by the U.S. Department of Agriculture and administered at the state level by the Wyoming Department of Health. Eligible recipients must be residents of Wyoming, be pregnant or breastfeeding, and/or have a child younger than 5 years and a gross household income not exceeding 185 percent of the Federal Poverty Income Guidelines. In 2016, there were 179 children under the age of five in Sweetwater County enrolled in WIC.

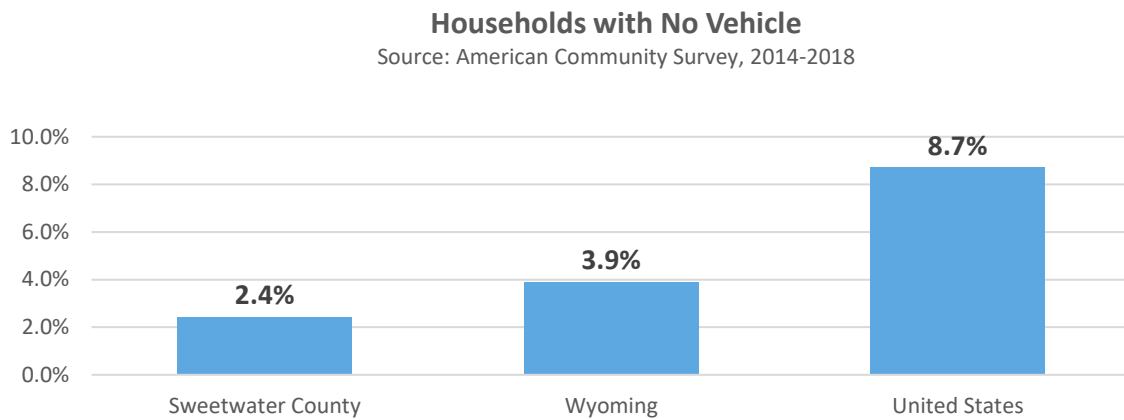


During 2018-2019, 40.9 percent of enrolled Head Start families were reported to have received WIC services; this was an increase of 6.7 percent from the 2016-2017 program year.

TRANSPORTATION

For families living in poverty without a reliable personal vehicle and limited public transit, the lack of transportation can be a significant barrier to achieving self-sufficiency. Lack of transportation is a barrier for families to: gain employment opportunities, attend health care appointments, refill prescriptions in a timely manner and to shop for groceries and necessities. For those families with a vehicle, some must share one car and coordinate schedules. Car repairs are another challenge, sometimes forcing a family to spend a whole month's salary that the family likely does not have in savings.

Of households, just 2.4 percent in Sweetwater County are without a vehicle, lower than 3.9 percent in the state of Wyoming and 8.7 percent in the United States.



COMMUNITY RESOURCES

For current community resource information for the three-county service area, visit <https://www.211Wyoming.org/>.

REFERENCES

- ¹ US Census Bureau. "ACS Information Guide". www.census.gov. p. 8. Retrieved 2015-07-31.
 - ² US Census Bureau, American Community Survey. 2013-17.
 - ³ US Census Bureau, American Community Survey. 2013-17.
 - ⁴ U.S. Department of Labor, December 2019
 - ⁵ American Community Survey, 2014-2018
 - ⁶ Out of Reach: Wyoming. (2019). Retrieved February 2020, from <https://reports.nlihc.org/oor/wyoming>
 - ⁷ Homeless in Wyoming Statistics 2018. Homeless Estimation by State | US Interagency Council on Homelessness. (2020). Retrieved from <https://www.usich.gov/homelessness-statistics/wy/>
 - ⁸ Homeless in Wyoming Statistics 2018. Homeless Estimation by State | US Interagency Council on Homelessness. Retrieved from <https://www.usich.gov/homelessness-statistics/wy/>
 - ⁹ <https://edu.wyoming.gov/downloads/special-programs/2019/reporting/2017-18-disabilities-ages-3-5-edenv.pdf>
 - ¹⁰ The Annie E. Casey Foundation. (2016). Kids Count Data Book: State Trends in Child Well-Being.
 - ¹¹ <https://www.cdc.gov/obesity/data/adult.html>
 - ¹² Institute of Medicine. (2011). Early Childhood Obesity Prevention Policies. Washington, DC: The National Academies Press.
 - ¹³ The State of Obesity: Better Policies for a Healthier America, Robert Wood Foundation, 2018
 - ¹⁴ County Health Rankings & Roadmaps. (2019). Retrieved February 2020, from <https://www.countyhealthrankings.org/>
 - ¹⁵ Wyoming Community Foundation, WDOE, Division of Vital Records and Statistics
- Footnotes: Based on the APNCU index, includes women who received intermediate, inadequate, or no prenatal care.
- ¹⁶ Community Foundation, WDOH, Division of Vital Records and Statistics
 - ¹⁷ Community Foundation, WDOH, Division of Vital Records and Statistics
 - ¹⁸ Kids Count (2018) Wyoming Department of Health, Division of Vital Records and Statistics