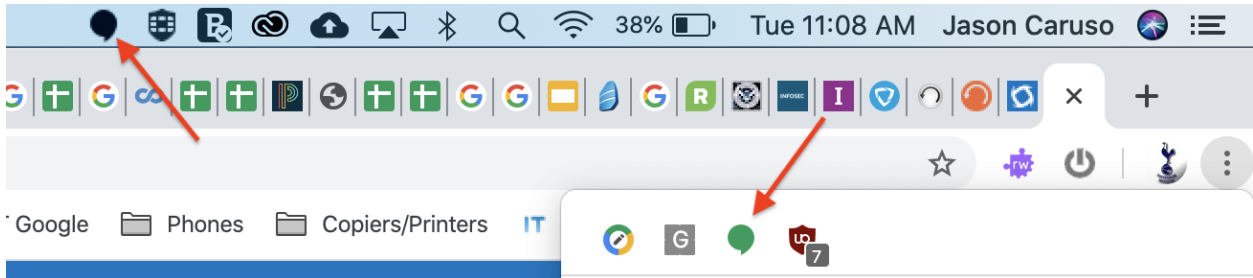
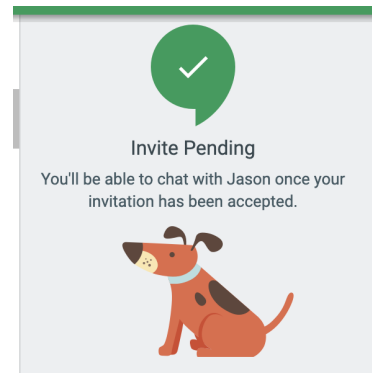
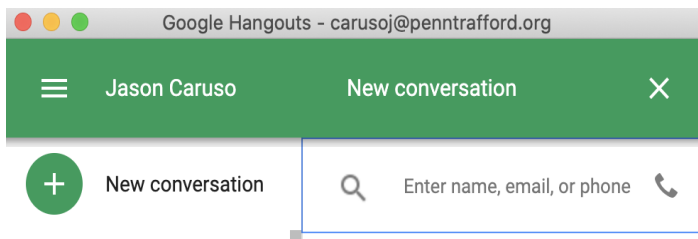


## Google Hangouts How To

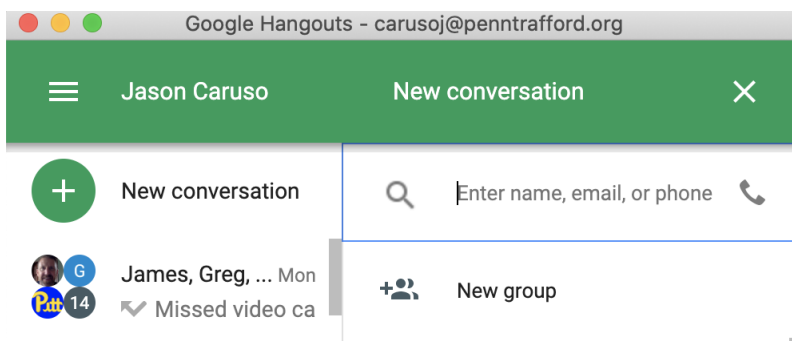
If you don't already use Google Hangouts (not the chat in your email), you should now have the Hangouts extension on your Chrome. It will be on the top menu bar of your laptop and also next to your logo in your browser.



If you would like to chat with someone, just open the Google Hangouts by clicking on the icon, click + New Conversation and add their name. When you add someone, they will get a chat to accept the invite.



You can also create a group, for a group chat feature by clicking +New group.



If you would like to video chat, click on the person you are chatting with and click the camera icon. You can only video chat with 25 people at a time. The text chat option allows up to 100 people.

