



Nanuet Union Free School District
HIGHVIEW ELEMENTARY SCHOOL

24 Highview Ave Nanuet NY 10954 Phone: 845-627-3460 Fax: 845-627-0340

Nancy R. Bonner
Principal

Mark S. McNeill, Ed.D.
Superintendent of Schools

Dear Parents and Guardians,

In an effort to ensure the safety of our children, I would like to clarify Highview's arrival and dismissal procedures.

During arrival, please be aware that we have to keep our school driveway clear for buses to enter. When dropping off, please approach the school heading north on Highview Avenue and wait in line so that our staff can help the children disembark safely. This will also help us to keep traffic moving safely along Highview Avenue.

During dismissal, if you are picking up your child, park at Grace Baptist or along the side streets without blocking our neighbor's driveways. Parking is not permitted on the school side of Highview Avenue. Please walk to the main entrance of the building to sign your child out.

The safety of our children is a top priority at Highview. Please understand that these requests are made with the intention of protecting our students and ensuring the safety of each child. I sincerely appreciate your help in making arrival and dismissal a safe process. Thank you in advance for your support.

Sincerely,

Nancy Bonner

Nancy Bonner

Home & School

Working Together for School Success

CONNECTION®

January 2019



Highway Elementary School
Nancy Bonner, Principal

SHORT NOTES

A fresh start

Help your youngster begin 2019 on a positive note. As she returns to school after winter break, have her ease back into familiar routines. She may need gentle reminders to resume habits like setting an alarm before bed, packing a snack in the morning, or showing you papers from her backpack after school.

Everyday fitness

To inspire your child to lead an active lifestyle, look for ways to fit physical activity into his day. For instance, turn on upbeat music and dance while the two of you do chores. Or he could do jumping jacks while waiting for the microwave to beep.

DID YOU KNOW?

Laughing releases feel-good hormones that relieve stress. Take time each day to enjoy a good laugh with your youngster. Write a joke on a sticky note, and put it on her placemat at the dinner table. Share a funny video you find, or play a game that will make everyone laugh, such as charades or Pictionary.

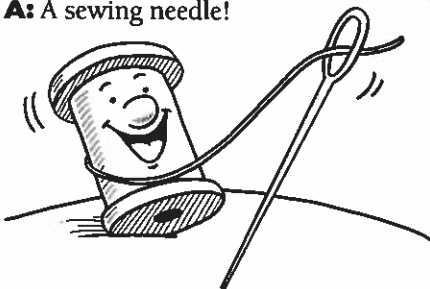
Worth quoting

"Children are our most valuable resource." *Herbert Hoover*

JUST FOR FUN

Q: What has one eye but can't see?

A: A sewing needle!



Read to succeed

Whether your child is solving a word problem in math or following instructions for a science experiment, strong reading skills play an important role. Here are activities to build his comprehension as he learns in three key subjects.

Math

Suggest that your youngster read a math story problem aloud and then retell it in his own words—leaving out the numbers! This allows him to focus on what the problem is asking him to do before he tries to solve it. *Example:* "A panda had a lot of bamboo. Then he ate some. Now he has less. How much bamboo does he have left?" He'll know that he needs to subtract.

Science

Diagrams, charts, tables, and other graphics help your child "see" science concepts. Encourage him to create his own visual aids. If he's reading about the

layers of the Earth, maybe he will draw a diagram and label the *crust*, *mantle*, *outer core*, and *inner core*.

History

Your youngster will go back in time by reading historical fiction about topics he studies. He'll feel as if he's walking the streets of ancient Greece, for instance, while also getting background information on people, places, and events. He might try a series like *Magic Tree House* (Mary Pope Osborne) or *Blast to the Past* (Stacia Deutsch and Rhody Cohon).♥



Stay in touch with teachers

Think of communication with your child's teacher as an ongoing conversation. Consider these tips.

● **Share the good.** Let the teacher know that your youngster enjoyed working on a project or that you liked the class play. Email her, or send a note to school with your child.

● **Work through problems.** If the teacher contacts you with a concern about your youngster, first listen to what she has to say. Respond calmly, and ask what you can do at home to help. Then, follow up with the teacher regularly to see how things are going.♥



What does respect mean?

Showing respect will be easier for your youngster if she knows what respect sounds like and looks like in everyday life. Try these ideas.

Make a “quote board.” Have your child label a poster board or a bulletin board “The Sounds of Respect.” When a family member hears respectful language, she can write it on a sticky note and add it to the board. For instance, your youngster might



overhear a teller at the bank say, “Thank you for your service” to a customer in a military uniform. Or maybe you’ll notice that your child asks her brother respectfully, “Could you please sing more quietly while I finish my homework?”


Draw a comic strip. Brainstorm ways people show respect, such as by keeping commitments or respecting others’ wishes. Then, your youngster can create a comic strip that illustrates one of the examples. Perhaps she’ll draw one panel that shows her arranging a get-together with a friend, a second panel where a different friend invites her to a movie she’s anxious to see, and a third with her sticking to her original plans.♥

ACTIVITY CORNER

Adventures by mail

Your child can explore the world without leaving home! This activity turns him into a “flat traveler” — like Flat Stanley in the popular book series.

First, let him mail a photo of himself and a letter to a relative or friend who lives out of town. He could write questions that will help him learn about the place, perhaps about the weather, language, foods, geography, or landmarks.



The person should mail back answers, along with photos and even tourist brochures or postcards. For instance, his aunt may snap a picture of your child’s photo on a snowy mountain or in front of a famous skyscraper.

Suggest that your youngster put everything in a scrapbook that he can read to remind him of the places “he” has been. Then, he can send his photo on another adventure with a different long-distance relative or friend!♥

PARENT TO PARENT

Participating in class

My son, Sam, has always been a quiet kid. This year, his teacher told me that he rarely speaks up in class and prefers to work alone. So together, she and I came up with strategies to help Sam participate more.

Now as part of Sam’s homework, he decides on one question or comment about the material to share in class the next day. Practicing what he plans to say prepares him to speak up. Also, when the teacher assigns group projects, she tries to put Sam on a team that includes at least one student he knows well.

The teacher reports that Sam is speaking up more often. And the other day, he came home excited about a great idea his partner had for the diorama they’re working on together.♥



Q & A Sharpen critical thinking


Q: At a recent curriculum night, the principal talked about critical thinking. Are there fun ways to work on this at home?

A: Absolutely! And the great thing about building thinking skills is that your child doesn’t need any materials — just her brain.

Try holding a family debate, with a twist. Ask a question like “Which is better, basketball or baseball?” Let each person answer, then argue in favor of the sport she didn’t choose. Your

youngster will need to think critically to take a view that’s the opposite of her own. For instance, a baseball fan might say that basketball is more fast-paced and exciting.

Or encourage your daughter to look at familiar situations in new ways. Have her pick a situation or an event (say, a snowstorm). Now take turns looking at it from others’ perspectives. How would a truck driver, a toddler, or a squirrel feel about the snow?♥



OUR PURPOSE

To provide busy parents with practical ideas that promote school success, parent involvement, and more effective parenting.

Resources for Educators, a division of CCH Incorporated
128 N. Royal Avenue • Front Royal, VA 22630
800-394-5052 • rfeustomer@wolterskluwer.com
www.rfeonline.com
ISSN 1540-5621

NANUET FAMILY RESOURCE CENTER

In partnership with Rockland 21st Century Collaborative for Children & Youth
50 Blauvelt Road * Nanuet, NY 10954 * Phone (845) 627-4889 * Fax: (845) 624-1534

HIGHVIEW HOMEWORK CLUB

Where: Highview Elementary School

When: Tuesdays & Thursday

Time: 3:45 - 4:45

Teacher: Ms. Laurenzano

Session: December 4 - January 31 (15 classes)

Fee: \$150.00 for the session. Please make your check payable to Nanuet FRC

Payment plan available: please call the FRC at 627-4889.

Snack: Students are welcome to bring a snack to eat during HWC.

Transportation: To be provided by parent/guardian

Pick up: Please park your car across the street from the school when picking up your child.

NO parking in the school's driveway. This is a safety concern.

Pick up Time: Your child is to be picked up at 4:45 sharp.

There will be an additional charge of \$10.00 for every 15 minutes you are late.

Please Note: Every family that registers a student for Homework Club must be on the district's K12 Alert. This is how parents will be notified when Homework Club is cancelled due to bad weather or other circumstances. Students will be instructed to go home on their regular dismissal bus at 3:30.

*****Limited space is available; sign up early*****

Please return the form below to office at Highview by November 27.

For further information please call the Family Resource Center 627-4889

Student Name: _____ Grade: _____ Teacher: _____

- I will be responsible to pick up my child from Homework Club at 4:45.
- I agree to pay the late fee of \$10.00 for every 15 minutes I am late.
- I will park my car across the street from the school; not in the school's driveway.
- If other arrangements are being made to pick up my child, I will send a note to the Homework Club instructor.
- My family is registered on the district's K12 Alert.
- **Waiver:** If I am unreachable, I hereby give permission to the staff to obtain proper medical care. In case of injury or illness, I agree not to hold FRC, staff or related parties liable and not to make any claims against them. The student's personal insurance company is the primary company on any medical claims.

X _____
(Parent's signature) (Date)

Parent Daytime Telephone Number: _____

Parent Cell Phone number: _____

Parent E-mail: _____

Emergency Contact Number: _____

Lodge Level Hoop Shoot!
Hosted By: Pearl River Elks 2041
Saturday, December 8, 2018
8:30 – 11:30 am

Location: Highview Elementary School
24 Highview Avenue, Nanuet

Details:

Registration begins at 8:30am, the event begins at 9am
The first level in the Elks National Hoop Shoot

A Free Throw Program for Youth Ages 8-13 (as of 4/1/2019)

The 2019 Hoop Shoot National Finals will take place on April 27, 2019 in Chicago.

For a complete list of rules please visit:

<https://www.elks.org/hoopshoot/compete/playbook.cfm>