

HEY Highview family and friends, we have BIG news!

NED is coming to town!



On November 12th we will be hosting an assembly that introduces a cartoon boy named NED who is on a very important mission: to find his mindset. Led by clues and memorable characters, he overcomes Mt. Everest's toughest obstacles, uncovers inner-treasures on a Caribbean island, and grows his brain while repairing a sputtering spaceship.

Throughout the performance, your child will discover how to activate their growth mindset to overcome social, emotional and academic challenges.

Never give up - understand the Power of Yet

Encourage others - spark courage in other people

Do your best - always be learning and growing

Don't miss our YO-YO sale starting Nov. 13-Nov. 22!!



Hey KIDS and families!

NED's Mindset Mission Assembly is visiting our school! NED and our students take a journey to find their positive mindset. The show is filled with storytelling, humor, illusions and amazing yo-yo tricks where our kids learn the hidden message in NED's name:

Never give up — understand The Power of YET
Encourage others — spark courage in other people
Do your best® — always be learning and growing

Do you want to learn to yo? A yo-yo is both a mindset tool and a tangible reminder of NED's message. While learning to yo, children will make mistakes, try again and improve.


Our school yo-yo sale

Our school received this assembly at no-cost because another school paid-it-forward to us. We want to help pay-it-forward too, and you can help by purchasing a NED-messaged yo-yo.

SALE DATES: Nov. 13th - Nov. 22nd **TIME:** 12:00 - 1:30

LOCATION: Highview School Counseling Office (Ms. Lipson)

Make checks payable to our school.



CLASSIC YOS

Learn the basics of yo-yoing with a fixed axle yo-yo that glows in the dark.

\$8



SUPER SPINNERS

Great for basic and intermediate tricks. With a strong throw, this auto-return yo-yo 'sleeps' at the end of the string and then comes back to you automatically.

\$10



REPLACEMENT STRING PACK

Ten assorted strings to change color or replace a worn out yo-yo string


\$4



YO-YO HOLSTER

Keep track of your yo and have it ready to go. Attach it to your belt loop or backpack (yo-yo not included).

\$5



SPECIALTY SELECTION

Professional long spin yo-yos for next level tricks. Choose from a wide variety of designs.

\$15



Yo-yo designs and colors may vary.



Prices include tax (where applicable).

Home & School

Working Together for School Success

CONNECTION®

November 2019

Highway Elementary School
Nancy Bonner, Principal

SHORT NOTES

Promises matter

Before you promise your child something—for instance, that you'll take him to the playground—make sure you'll be able to follow through. This teaches him that he can count on you, and he'll learn to keep promises, too. *Tip:* If needed, include contingencies. ("We'll go as long as it's not raining.")

Speak up about allergies

Family gatherings are good opportunities for your youngster to speak up about food allergies, whether she has one herself or is being considerate of others. She might ask the host if a casserole contains eggs or tell a cousin who's allergic to dairy that there's milk in the mashed potatoes.

Boost working memory

This activity improves your child's working (or short-term) memory. Have him close his eyes while you draw three emojis (cupcake, sun, leaf). Let him study the paper for five seconds, flip it over, and try to name the emojis. Repeat the activity, adding one more each time. How many can he remember?

Worth quoting

"When you see someone without a smile, give them one of yours."

Zig Ziglar

JUST FOR FUN

Q: What's black and white and black and white and black and white?

A: A penguin rolling down a hill.



An atmosphere of learning

When families create a supportive learning environment at home, children are more successful in the classroom. Use these tips to make your home a great place for your youngster to learn.

Stock up

Fill your house with items your child can use to explore and investigate. Visit the library regularly so you always have plenty of books. Have her set aside a drawer for math and science supplies (ruler, measuring cups and spoons, food coloring, seeds). Also, display a map or globe—when she reads or hears about a place, she can discover where it's located.

Build on interests

Notice what your youngster is into, such as dinosaurs or music, and help her learn more about it. Read nonfiction books or watch documentaries together. Let her make a hallway gallery based on her interests. She could create and hang up posters to share interesting facts and photos with family members.



Learn together

Learn something new as a family. You might work on American Sign Language and then practice together. Or learn to code or knit. You'll enjoy a new hobby as you expand your knowledge. Also, plan special nights where you play board games. Try ones that build language skills (Scrabble, Boggle) or involve math or logic (Monopoly, chess).♥

I'm thankful for...

What is your family grateful for? Try this idea to find out—and teach your child about gratitude.

Pick categories. Choose six crayons, and assign each color a category. *Example:* red = person, blue = place, green = object, yellow = food, orange = animal, purple = your choice. Place the crayons in a bowl, and give each person a sheet of paper.

Draw and write. Take turns selecting a crayon, drawing a heart on your paper, and writing something you're grateful for that matches the category. Your youngster might write "My Aunt Amy" in red and "Macaroni and cheese" in yellow.

Share. Once everyone has a heart of every color, read what's in your "hearts" to each other. Display the papers for a nice reminder to be grateful all year long!♥




Conflict resolution know-how

Healthy conflict resolution skills help your child maintain friendships, solve problems, and stand up for himself in positive ways. Share these strategies.

Red light! Green light!

Problems are easier to solve when your youngster is calm. Suggest that he think of a feeling like anger or frustration as a “red light”—a signal to stop and think. Say he and a friend are arguing over the topic for their group



presentation. He might take a few deep breaths or walk away for a little while. Once he calms down (the light turns green), he may be ready to think of a solution, such as combining their ideas to create a whole new topic.

“I” statements

When your child is trying to resolve a conflict, suggest that he start each statement with “I” instead of “you.” *Example:* “I get angry when I’m yelled at” rather

than “You make me angry.” He’ll put the focus on his own feelings rather than blaming the other person—which can keep the conflict from escalating.♥

Q & A Attend parent-teacher conferences

Q: My son usually gets good grades and isn’t having any problems in school. Do I still need to go to a parent-teacher conference?

A: Yes! A conference lets you and your child’s teacher exchange information beyond what’s on his report card. Plus, meeting with the teacher is one way to keep the lines of communication open.




The teacher will talk about your son’s strengths and areas for improvement. For instance, he might say he has good work habits but could participate more in class. And you may get to see his writer’s notebook or science journal. You’ll also learn how he’s doing socially—does he get along well with others?

Finally, ask the teacher what you can do at home to support your son.♥

ACTIVITY CORNER Persuasive writing: Buy my product

Could your child convince someone to buy a rock? What about an ice cube? This silly family activity lets her practice persuasive writing by creating a commercial for an unlikely “product.”



- 1. Decide what to sell.** Ask each family member to think of something you probably wouldn’t buy in real life, such as an empty cardboard box, a snowball, or a brick.
- 2. Write a script.** Each person should make up a commercial advertising her product. Include a vivid description of your item and convincing reasons to buy it. *Example:* “Introducing our smooth, perfectly square ice cube! Just this single cube will keep your small glass of lemonade nice and cool—without watering it down.”
- 3. Present your ads.** Take turns performing your commercials in your best TV-announcer voice. The advertisement voted most persuasive wins!♥


PARENT TO PARENT Mix math with fitness

When my daughter Elizabeth was working on addition facts, we invented a game to help her practice—and to give all of us some exercise.

She wrote the numbers 1–10 on separate index cards, and I hid them around our yard. Then, she wrote the same numbers on separate craft sticks and put the sticks (number ends down) in a cup. We took turns drawing a stick, running to find a number card, and

adding the two numbers to get our score for that turn. So if Elizabeth drew the 10 stick and got a 6 card, her score would be 16, since $10 + 6 = 16$. The winner was the person with the highest score after all the sticks were used.

Our game has grown with Elizabeth. Once she mastered basic addition facts, we wrote bigger numbers to play with. And now that she’s learning multiplication, we multiply to get our score.♥




OUR PURPOSE

To provide busy parents with practical ideas that promote school success, parent involvement, and more effective parenting.

Resources for Educators,
a division of CCH Incorporated
128 N. Royal Avenue • Front Royal, VA 22630
800-394-5052 • rfeustomer@wolterskluwer.com
www.rfeonline.com
ISSN 1540-5621

How do I help my child become a better reader?



If they are reading a **Fiction** book ask them...

- Who are the main characters and what traits can you infer about them?
- How have the characters changed during the book?
- What questions do you have as you are reading?
- Is the story written in first or third person point of view?
- What is the author's purpose? Persuade, Inform or Entertain?
- What is the problem in the story? How do you think it will be solved?
- What do you predict will happen next?
- Could the story happen in real life?
- How are you similar to the characters? How are you different?
- What is the theme of the book? What lesson did the characters learn?
- Write a summary of the story using Somebody, Wanted, But, So, Then...
- What was your favorite part and why?
- Did you like the ending? If not, how would you change it? Write your own ending.

If they are reading a **Non-Fiction** book ask them...

- What do you think you will learn from this book?
- What do you already know about this topic?
- What questions do you have as you are reading?
- What is the main idea of the text?
- What is the author's purpose? Persuade, Inform or Entertain?
- What text features were used in this text? How did they help your understanding?
- What did you learn from this text?
- Do you have any questions after reading this?
- Were there any unknown words in this text? How did you find out their meaning?
- Where could you find more information on this topic?
- Write a summary of this text- remember to include the main idea and supporting details.

Help your child become a better **writer** by encouraging
them to write about what they read!



Nanuet Elementary PTA



Friday Nov. 15th, 2019

7:00pm (Doors open at 6:30pm)

Barr Cafeteria

\$4.00

per person

Space is limited - There are only 225 tickets available.

To reserve your seat at Bingo, please fill out the form below and return with your cash or check (payable to Nanuet Elem. PTA) in an envelope labeled 'PTA Bingo' no later than Wed. Nov. 13th, 2019.

There will be extra bingo cards and daubers for sale at the door.

Snack items and drinks will be available for sale

You will receive an email confirming of your order. Please allow a few days for processing. If we are sold out, you will be placed on a wait list.

Return the bottom portion, with your payment, in an envelope marked PTA Bingo

Student's Name: _____

Class Code: _____

Parent's Name: _____

Phone #: _____

Email: _____

Adults attending - _____ x \$4.00 = _____

Children aged 4+ attending - _____ x \$4.00 = _____

Bingo Daubers - _____ x \$2.00 = _____

Total enclosed: \$ _____

Cash or check (payable to Nanuet Elem. PTA)





BACK BY POPULAR DEMAND!!!!

The Nanuet Elementary PTA is running our
Annual Thanksgiving/Holiday Carousel Cake Fundraiser.

To place an order, complete the form on the back of this sheet,
with cash or check (made out to Nanuet Elementary PTA),
and send in an envelope labeled Carousel Cakes – PTA.
You can also visit our website at Nanuetelementary.com
and place your order with paypal.

Please be aware of your order and pricing, as either for a paid member of
2019-2020 Nanuet Elementary PTA or a non-member.

Deadline for orders are Wednesday Nov. 20, 2019.
We will not be able to fulfill orders after the deadline. **NO EXCEPTIONS!!**

Pick-up for your order will be
Tuesday Nov. 26th from 4 – 7:00pm in the Miller Cafeteria.
If you can not pick up your orders, please make arrangements to have
them picked up by some else. We have no way to store the extras.

If you have any questions, you can email:
Liliana Somma at lillynyc@aol.com or the PTA at Nanuetpta@gmail.com.

Thank You for helping make this fundraiser a success!!!



Nanuet Elementary PTA



****No Substitutions will be accepted****
Orders Due Wed. Nov. 20, 2019

	PTA Members		Non-Members		
10" Pies	<u>Cost per pie</u>	<u>Qty</u>	<u>Cost per pie</u>	<u>Qty</u>	<u>Total</u>
Apple	\$16.00		\$18.00		
Apple Crumb	\$16.00		\$18.00		
Blueberry Crumb	\$16.00		\$18.00		
Cherry Crumb	\$16.00		\$18.00		
Coconut Custard	\$16.00		\$18.00		
Pecan*	\$16.00		\$18.00		
Pumpkin	\$16.00		\$18.00		
Pumpkin Cheese	\$16.00		\$18.00		
Toll-House*	\$16.00		\$18.00		
7" Cakes	<u>Cost per Cake</u>	<u>Qty</u>	<u>Cost per Cake</u>	<u>Qty</u>	<u>Total</u>
NY Cheese Cake	\$18.00		\$20.00		
Marble Cheese Cake	\$18.00		\$20.00		
Chocolate Chip	\$18.00		\$20.00		
NY Blackout	\$18.00		\$20.00		
Mousse Supreme	\$18.00		\$20.00		
Black and White Mousse	\$18.00		\$20.00		
Carrot Spice*	\$18.00		\$20.00		
Total Due:					\$
* indicates Nuts					

Place cash or check (made out to: Nanuet Elem. PTA) in an envelope marked Carousel Cakes - PTA

Name: _____ Phone: _____

Child's Name: _____ Class Code: _____




Kanuet Elementary PTA

Come to our

SCHOLASTIC BOOK FAIR

Family Event!



Thursday Nov. 7th

6:00 – 7:30pm



Receive 10% off your purchase

Bonus – Students who attend with their families,
will get a HOMEWORK PASS for 1 assignment.

Book Fair eWallet



A safe, convenient payment option for students. After the Fair, any unused funds are released back to the cardholder.

➤ What?

Book Fair eWallet is a secure, cash-free, **digital payment** option.

➤ Who?

Parents create a free account for their **student** and set a spending limit.

➤ Where?

Students use their eWallets to shop the **in-school Book Fair**.

➤ When?

Parents can **set up eWallets as early as two weeks prior** to and through the last day of your in-school Fair. Students can **shop with their eWallets any day of the Fair**.

➤ Why?

Because **parents don't always have cash on hand** to give their kids. (And let's be honest ... kids sometimes misplace their money.) And it's a great way for extended family and friends to participate in the Fair, too.

➤ How?

Since eWallet is already enabled for your Book Fair, all you have to do is:

1. **Learn about it.** Get details from your Toolkit **At a Glance** page.
2. **Spread the word.** Share your homepage link to let everyone know Book Fair eWallet is available at your school. Send home informational flyers and share the news on social media. Find resources in the Fair Files section of your Toolkit. Search keyword: **EWALLET**

Log in to your Toolkit to learn more about this convenient payment option for your school!
scholasticbookfairs.com

