

NANUET BLACK AND GOLD CLUB

presents

Homecoming Fest 2019

Free
Ice Cream
for the
first 150
kids!

**Family Fun
Homecoming Day!**

9.28.19 • 3-6pm

Nanuet High School

(Miller field)

Live DJ &
Bands by
BACH to
ROCK

followed by

Varsity Football @ 6:45pm

“KNIGHTS UNDER LIGHTS”

Donations by:

**Outback Steakhouse, The Dawg House,
Growler & Gill, Dom ToGo,
& The Nanuet Restaurant!**

Bounce houses • Face painting • Balloon making • Arts & crafts

Reminder K-4 Back to School Picnic

Thursday, October 3, 2019

5 – 7 pm @ the Fields behind Miller



Bring a blanket or chairs and something for dinner. PTA providing dessert, water and music. Come meet other families from your class, grade and school and just hang out!!



Nanuet Union Free School District
HIGHVIEW ELEMENTARY SCHOOL

24 Highview Ave Nanuet NY 10954 Phone: 845-627-3460 Fax: 845-627-0340

Nancy R. Bonner
Principal

Kevin R. McCahill, Ed.D.
Superintendent of Schools

KELSO'S CHOICE FOR CONFLICT MANAGEMENT



Dear Parent/Guardian:

Conflict or disagreement is normal and often happens when children get together. However, hurtful words, gestures, or physical aggression are unacceptable ways to deal with conflict and disagreement at school.

Our goal is to teach students several positive ways to deal with these difficult situations. To do this, we are asking students who have minor problems to try at least two of the following ideas:

- 1. Go to another game or activity**
- 2. Respectfully talk it over and listen to each other**
- 3. Walk away from the problem**
- 4. Ignore the problem behavior**
- 5. Tell the person to stop the problem behavior**
- 6. Apologize**
- 7. Make a deal or compromise**
- 8. Wait and cool off**
- 9. Share and take turns**

This process can be done before asking for adult help. When a request for adult help is made, it will include the two ideas tried: "Mrs. Jones, John is teasing me about my glasses. I tried ignoring him, and I've told him it hurts my feelings when he makes fun of me. He's still calling me names." The staff member at school will get involved and help solve the problem.

By using this plan, we believe that our students will develop effective problem-solving skills that they can use again and again. It will help them to deal with conflict in a positive manner and to make appropriate decisions. Knowing what to do will help students reduce the stress and number of conflicts they have at school and in their neighborhood. Kelso's Choice Conflict Management Program is in full swing at both Miller & Highview schools. Colorful charts illustrating ways to deal with conflict are posted so all children will know their choices.

We encourage you to become familiar with this program and use it in your home. By working together, we can develop a healthy life skill for young people to use at home and at school.

Your Kelso Captains,


Melissa Lipson, K-4 School Counselor
Elissa Lazev, 3-4 School Psychologist

Ana Hedberg, K-2 School Psychologist
Rebecca Weiss, School Social Worker

KELSO'S CHOICE WHEEL

IT'S YOUR CHOICE!

DO YOU HAVE A SMALL PROBLEM? TRY 2 OF KELSO'S CHOICES



IF YOU HAVE A **BIG** PROBLEM, TELL AN ADULT YOU TRUST.

Home & School

Working Together for School Success

CONNECTION[®]

October 2019

Highway Elementary School
Nancy Bonner, Principal

SHORT NOTES

Estimate everything!

Weave estimation into daily life to build your youngster's math skills. While cooking, you might ask, "How many cherry tomatoes do you think are in that container?" Or in a waiting room, challenge her to estimate the number of ceiling tiles. Have her count to check. The more she practices, the better she'll get at estimating.

Take initiative

Part of developing initiative is learning to recognize what needs to be done. Instead of guiding your child through each step in a task, get him in the routine of figuring out what to do next. If he's clearing the table and forgets to wipe it off, say, "Take a look at the table—what's the last step?"

Family fire drills

Use National Fire Prevention Week (October 6–12) to create a fire escape plan with your youngster. Encourage her to draw a map of your home with two exits per room and a meeting place outside. Then, hold a fire drill. *Note:* Studies show that many kids sleep through smoke alarms, so be sure your plan includes waking everyone up.

Worth quoting

"Learning is a treasure that will follow its owner everywhere."
Chinese proverb

JUST FOR FUN

Q: What do you get when you cross a stream and a brook?

A: Wet feet.



Secrets of better behavior

It's no secret that parents want their children to behave appropriately. But what really works? Try focusing on teaching your child to behave rather than punishing him for misbehavior, and you're likely to see better results. Consider these tips.

Be a mirror

Your youngster looks to you for guidance, so model the behavior you expect. For example, if he sees you staying calm when you're angry, he'll be less likely to throw fits when he's upset. Talk through your actions, too. You might say, "I had a stressful day at work. I'm going to relax with my book for a little while so I'm not cranky."

Make rules together

Children find it easier to remember and follow rules that they have a role in creating. Sit down together, and write a list. Be sure your youngster understands the reason behind each rule. For instance, ask, "Why shouldn't we leave things on the stairs?" (Because someone could trip



and fall.) *Tip:* If you need to add or change a rule, include him in that discussion, too.

Highlight success


When you praise your child, emphasize the good feelings he gets from behaving well. Saying "You must be proud of yourself for waiting so patiently" gives him a sense of accomplishment. That feeling of pride will motivate him to repeat the behavior in the future. ♥

Mistakes make your brain grow

Did you know that mistakes actually help kids learn more? Use these ideas to encourage your youngster to make the most of her mistakes:

● Give your child room to "mess up." You might suspect that masking tape isn't strong enough to hold her project together. But she'll gain more from the experience if she tries, fails, and comes up with a new solution all by herself.

● Help your youngster put mistakes in perspective. Perhaps she forgot to include an important point during her class presentation. Ask her what part went well—maybe her graphics were cool and her classmates seemed interested in her topic. ♥




Homework solutions

Whether your child is new to homework or has been doing it for years, your support can help her do her best. That's important, because homework reinforces what she's learning in school. Here's how to set her up for success.

Find a good schedule

Set aside a specific time for homework so it becomes a habit, perhaps right before or after dinner. Also, suggest that she figure out a plan that works best for her. She could start with the easiest assignment to gain momentum or get the hardest one out of the way first.



Eliminate distractions

Make sure your child turns off electronics before she starts homework. Also, you might encourage everyone in the house to have "quiet time" while she does her assignments. Maybe you'll read or pay bills while younger siblings color, for instance.

Troubleshoot problems


When your youngster gets stuck, offer to help—but avoid telling her the answers. If she's confused by the directions, try reading them together. Or if she's struggling with an addition problem, offer to walk her through a few sample problems in the back of her math book.♥



PARENT TO PARENT

Engineer a maze

Ever get lost in a corn maze? That's what happened to our family last week at a fall festival. When we made our way out, the farmer explained that engineering and technology were used to create the maze.



My son Mason was fascinated. We learned that a designer drew the maze on a computer. Then, an engineer generated GPS coordinates, which guided the farmer as he mowed the corn into the maze.


At home, Mason decided to create his own maze. He drew a castle-shaped design and plotted it out in the yard with tent stakes. Next, he arranged pool noodles, lawn chairs, and other outdoor items between the stakes. When it was ready, he invited friends over to go through his maze.

Now Mason is busy planning his next maze. I can't wait to see what it is!♥

ACTIVITY CORNER

Be a true friend

Children who form friendships with classmates tend to do better in school. Inspire your youngster to "treasure" his friends with this writing activity.



- 1. Draw:** Have him draw a treasure chest on a sheet of paper and make "coins" by cutting circles out of yellow paper.
- 2. Identify:** Take turns naming things you each value in a friendship. Examples: Being loyal, enjoying the same things, helping each other. Your child can write each idea on a separate coin.
- 3. Discuss:** Let him glue the coins onto his treasure chest. As he adds each one, you can both share real-life examples from your own friendships. Your youngster might say, "Raul and I like to read together at language arts time," and you could say, "My friend Jess helped us by bringing meals over after your sister was born."

Hang up his treasure chest as a reminder of qualities he'll look for in his classmates—and will remember to show in himself.♥

Q & A

The parent-teacher team

Q: I want to be more involved in my daughter's education. Where should I start?

A: Teaming up with your child's teacher is a great way to get started. Send the teacher a nice email, perhaps about a classroom activity your daughter enjoyed, and let him know you'd like to stay in touch throughout

the year. You might ask if you can volunteer in the classroom or from home.

Also, look over papers the teacher sends home. You'll see how your child is doing in various subjects. Then, if she's struggling with anything, you can reach out to the teacher for advice.

Finally, tell your daughter that you and her teacher are a team, with the same goal—helping her succeed in school.♥



OUR PURPOSE

To provide busy parents with practical ideas that promote school success, parent involvement, and more effective parenting.

Resources for Educators, a division of CCH Incorporated
128 N. Royal Avenue • Front Royal, VA 22630
800-394-5052 • rfeustomer@wolterskluwer.com
www.rfeonline.com

ISSN 1540-5621

NANUET FAMILY RESOURCE CENTER

In partnership with Rockland 21st Century Collaborative for Children & Youth
50 Blauvelt Road * Nanuet, NY 10954 * Phone (845) 627-4889 * Fax: (845) 624-1534

Highview ELO

Extended Learning Opportunities

Session 1

- ***Please call us when your child will be absent from their class; 627-4889.***
- Class will meet once a week for 6 weeks.
- Class begins right after school and ends at **4:30 sharp**. There will be an additional charge of **\$25 for every 15 minutes late**.
- Parents are responsible for their child's transportation home.
- Pick up: Please park your car across the street from the school when picking up your child. ***NO parking in the school's driveway.*** This is a safety concern.
- Classes will not be held on holidays, days of early dismissal or when school is closed due to inclement weather.
- ***Parents will be notified by the district's K12 Alert when ELO classes are cancelled due to bad weather or other circumstances. Students will be instructed to go home on their regular dismissal bus at 3:35. It is the responsibility of the parent to have their updated contact information on K12 Alert.***
- If classes are canceled for any reason an extra class will be added at the end of the session.
- The School Nurse is not on the premises during ELO. There is no access to any medication that is kept in the nurse's office.
- There are a limited number of spaces available for each class. Please fill out this form & return it to school with a check made out to ***Nanuet Family Resource Center*** by ***October 4, 2019***
- ***There will be an additional \$10.00 late charge for any permission forms received after October 4, 2019. No forms will be accepted the first week of classes.***
- ***Refunds: \$10.00 charge for withdrawal prior to the first class, 50% after the first class, no refunds given after the second class.***
- If the class your child signs up for is full or cancelled we will notify you.
Otherwise assume your child will be attending the class you have chosen.
- ***Please send a note to inform your child's teacher that your child will be staying after school for an ELO class. Please include the name of the class, the day of the week it will be held and the dates of the 6 classes.***
- Thank you for your support of the ELO program. Please feel free to call the center with any questions or concerns; 627-4889.
- ***If you will be picking up students from ELO at Miller & Highview, Please pick up your student at Highview first.***

Rose Ann Mercado – Director
rmercado@nanuet.org

Kathy Gregory – Office Manager
kgregory@nanuet.org

Highview ELO: Session 1 Extended Learning Opportunities

| <u>Monday: Oct 21, 28, Nov 4, 18, 25, Dec 2</u> | Fee |
|--|-----------------|
| Art in the Dark: Back by popular demand. Try your hand at glow in the dark art. Students will create different art that glows such as window clings, room wall decorations, holiday projects, slime, clay creatures, yard lanterns, tote bags, room signs, snow globes and more. Fun projects that will bring smiles for years to come. Dress for the mess, the paints used in this class are permanent. Instructor: Young at Art | \$100.00 |
| Tennis: TGA is serving up aces in our tennis class! We get students moving while teaching them the fundamentals of the game, important life skills, and academic lessons intrinsic to the sport. Station-based games and drills increase in difficulty as players progress through our 5-level enrichment program. Come play with TGA! *Sneakers are a must.* Instructor: TGA | \$115.00 |
| <u>Tuesday Oct 15, 22, 29, Nov 12, 26, Dec 3</u> | |
| Boys Grip & Rip: Here we go; it's that time of year! We have now been playing Grip N Rip, here in Nanuet, for over a decade! Join Mr. Pawlyk of Rockin Gamin Parties, in the most awesome game on the planet! *Sneakers are a must.* Instructor: Rockin Gamin Parties | \$65.00 |
| Drawing, Painting & Pastels: Create a pencil drawing, turn it into a pastel picture then into a beautiful canvas painting. Everyone can do it, we will walk you through the project step by step. Learn to faux paint on glass, wood trays and keepsake items. Dress for the mess, paints used may be permanent. Instructor: Young at Art | \$100.00 |
| continued next page | |

Wednesday Oct 16, 23, 30 Nov 6, 13, 20

World Eats:

Students will create food and crafts from different countries and learn a little about the world while eating and working on fun art projects. Some weeks students may create food items from scratch in the classroom such as quesadillas, spaghetti and meatballs. Other weeks they will paint in the style of a French artist or learn how to make Indian bead loom jewelry, Etc. **Dress for the mess, the materials used in this class may be permanent.**

Not intended for anyone with food allergies.

Instructor: Young at Art

\$100.00

STEAM:

Challenge Island®, where engineering meets imagination! - Get ready to chomp into some fin-tastic challenges on Shark Tooth Island©! You and a tribe full of friends will test your STEAM savvy at action-packed destinations like Great White Bridges©, Roller Coaster Ridge©, and Blow Cart Beach©. Don't miss out on this amazing adventure! For more information go to

www.challenge-island.com/rockland-ne-bergen.

Instructor: Challenge Island®

\$105.00

Friday Oct 18, 25, Nov 1, 8, 15, 22

Crazy ChemWorks:

The most frequent reaction to chemistry demonstrations is "Wow!" During this action-packed program kids explore chemistry in a playful, safe manner. With spectacular hands-on activities and amazing demonstrations, kids will both learn *and* apply the concepts, tools and techniques of real chemists. Children will start by learning real lab techniques and safety procedures, and then use these to mix crazy concoctions and chemical combos. They will experiment with super-sticky-stuff, explore glow-in-the-dark technology, mix potions, make slime, and grow crystals! Each child will take home lab gear that may include a graduated cylinder, a beaker, a flask, an experiment tube, pH paper, a thermo-color cup, and more!

Instructor: Mad Science

\$125.00

THE HISTORY OF THE UNITED STATES

The history of the United States is a complex and multifaceted story. It begins with the early Native American civilizations, such as the Mayans, Aztecs, and Incas, who built great empires in Central and South America. In North America, the first European settlers arrived in the late 15th century, led by Christopher Columbus. They established colonies that would eventually become the United States.

The American Revolution (1775-1783) was a pivotal moment in the nation's history. It was a war for independence from British rule, fought between the thirteen original colonies and the Kingdom of Great Britain. The revolution resulted in the signing of the Declaration of Independence in 1776 and the establishment of the United States as a sovereign nation.

The 19th century was a period of rapid growth and expansion for the United States. The westward movement of settlers led to the discovery of gold in California and the opening of the transcontinental railroads. The Civil War (1861-1865) was a major conflict that resulted in the abolition of slavery and the preservation of the Union.

The 20th century was a time of significant social and political change. The United States emerged as a global superpower after World War II. The civil rights movement of the 1950s and 1960s led to the passage of landmark legislation, such as the Civil Rights Act of 1964. The Vietnam War (1955-1975) and the Watergate scandal (1972-1974) were major events that shaped the nation's history.

Highview's ELO Permission Form Session 1

Extended Learning Opportunities

Student's Name: _____
Address: _____
Grade: _____ Teacher: _____
Home Phone Number: _____ Parent's Cell Number: _____
E-mail Address: _____
Person to Contact in case of Emergency and Phone Number: _____

Does your Student take Medications? Yes _____ No _____

If yes, please specify: _____

Does your Student have any medical problems, allergies, or disabilities?

Yes _____ No _____ If yes, please specify: _____

Are there any restrictions of student's physical activity? Yes _____ No _____

If yes, please specify: _____

***Please Note: There is no nurse in the building during ELO. We do not have access to any child's medication that might be in the Nurse's office.**

I give permission to use my child's photograph for publicity for this program.

yes with name _____ yes without name _____ No _____

***Please Note: Every family that registers a student for an ELO class must be on the district's K12 Alert. This is how parents will be notified when ELO classes are cancelled due to bad weather or other circumstances. Please indicate your choice below for dismissal.**

_____ If ELO classes are cancelled my child is to take his/her regular bus home.

_____ If ELO classes are cancelled I will pick my child up as a walker

*Please make checks payable to: Nanuet Family Resource Center.

*Please note \$10.00 late fee for permission slips received after **October 4, 2019**.

* Refunds: \$10.00 charge for withdrawal prior to the first class,
50% after the first class, no refunds given after the second class. Thank you.

I give my Son/ Daughter _____ class code _____ permission to stay after school to participate in the following ELO Program.

CLASS: _____ DAY/Dates: _____ FEE: _____

CLASS: _____ DAY/Dates: _____ FEE: _____

CLASS: _____ DAY/Dates: _____ FEE: _____

CLASS: _____ DAY/Dates: _____ FEE: _____

TOTAL: _____

Waiver: If I am unreachable, I hereby give permission to the staff to obtain proper medical care. In case of injury or illness, I agree not to hold FRC, staff or related parties liable and not to make any claims against them. The student's personal insurance company is the primary company on any medical claims.

Parent's Signature: _____ Date: _____

Please send a note to inform your child's teacher that your child will be staying after school for their ELO class. Please include the name of the class, the day of the week it will be held and the dates the class will run.

If you do not send in a note your child will not be able to stay for their class.

THE UNIVERSITY OF CHICAGO LIBRARY

1000 S. EAST ASIAN LIBRARY

THE UNIVERSITY OF CHICAGO LIBRARY

1000 S. EAST ASIAN LIBRARY

THE UNIVERSITY OF CHICAGO LIBRARY

1000 S. EAST ASIAN LIBRARY

THE UNIVERSITY OF CHICAGO LIBRARY

1000 S. EAST ASIAN LIBRARY

THE UNIVERSITY OF CHICAGO LIBRARY

1000 S. EAST ASIAN LIBRARY

THE UNIVERSITY OF CHICAGO LIBRARY

1000 S. EAST ASIAN LIBRARY

THE UNIVERSITY OF CHICAGO LIBRARY

1000 S. EAST ASIAN LIBRARY

THE UNIVERSITY OF CHICAGO LIBRARY

1000 S. EAST ASIAN LIBRARY

THE UNIVERSITY OF CHICAGO LIBRARY

1000 S. EAST ASIAN LIBRARY

THE UNIVERSITY OF CHICAGO LIBRARY

1000 S. EAST ASIAN LIBRARY

THE UNIVERSITY OF CHICAGO LIBRARY

1000 S. EAST ASIAN LIBRARY

THE UNIVERSITY OF CHICAGO LIBRARY

1000 S. EAST ASIAN LIBRARY

THE UNIVERSITY OF CHICAGO LIBRARY

1000 S. EAST ASIAN LIBRARY

THE UNIVERSITY OF CHICAGO LIBRARY

1000 S. EAST ASIAN LIBRARY

THE UNIVERSITY OF CHICAGO LIBRARY

1000 S. EAST ASIAN LIBRARY

THE UNIVERSITY OF CHICAGO LIBRARY

1000 S. EAST ASIAN LIBRARY

THE UNIVERSITY OF CHICAGO LIBRARY

1000 S. EAST ASIAN LIBRARY

THE UNIVERSITY OF CHICAGO LIBRARY

1000 S. EAST ASIAN LIBRARY

THE UNIVERSITY OF CHICAGO LIBRARY

1000 S. EAST ASIAN LIBRARY

THE UNIVERSITY OF CHICAGO LIBRARY

1000 S. EAST ASIAN LIBRARY

**Register
before 10/15
and Get \$25
Discount!**

Registration Opens 09/24 For The Spring 2020 Little League Season!

T-Ball Ages 4-6 (Children that will be 4 yrs. old by
12/31/19 are eligible for T-Ball)

A Baseball Age 7

AA Baseball Age 8

AA Softball Ages 7-8

Baseball & Softball Ages 9-12

**Baseball/Softball 50/70 Jr. & Sr. Leagues
Ages 13 to 16**

**Teams will be forming soon
so register now! Please go to**

Nanuetlittleleague.org

**(www.nanuetlittleleague.org/Registration)
to Register**

**We are also looking for parents to get involved
as Managers, Coaches and Team Parents.
It's lots of fun for the whole family!**

Registration Closes 10/31



Flyers Designed, Printed and Donated by Aldan Press (845) 627-0328



Nanuet Elementary PTA



Nanuet Elementary PTA Membership Registration 2019-2020

By joining the Nanuet Elementary PTA, your dues will help to provide various cultural, fun and educational programs, events and activities for all students at Miller and Highview throughout the school year.



Please Complete the form and include your membership dues, in cash or check made payable to Nanuet Elementary PTA, and place it in your child's backpack in an envelope marked PTA Membership.



\$15 Individual Membership _____ \$25 Household Membership _____

** For Household Memberships,
please be sure to indicate all member's names.

Name (s): _____

Address: _____

Phone # (s): _____

Email (s): _____

Child's Name (s) and Class Code (s)

- 1. _____
- 2. _____
- 3. _____
- 4. _____

