

Home & School CONNECTION[®]

Working Together for School Success

May 2020

Highway Elementary School
Nancy Bonner, Principal

SHORT NOTES

Family volunteering

Children who do community service with their parents learn compassion and are more likely to volunteer as adults. To find opportunities, search online, ask neighbors, or call libraries and community centers. Or strike out on your own. *Examples:* Pick up litter at the park. Donate outgrown books to a homeless shelter.

Tick season: Beware

Warm weather means tick season. Check your youngster's head after he plays in wooded or grassy areas, and help him check his body. If you spot a tick, use tweezers to remove it right away. Call his doctor if you can't get it all or if he develops a rash, fever, or headache.

Savvy school shopping

Save money on next year's school shopping by starting early. Let your child help you clip coupons and look for sales on basics like paper and pencils. When you get her supply list, shop for everything else (like binders of a specific size) as soon as possible before the best deals sell out.

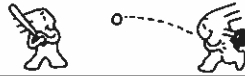
Worth quoting

"First you have to dream, and then you have to believe in your dreams. That is the only way for them to come true."
Caroll Spinney

JUST FOR FUN

Q: When do you go at red and stop at green?

A: When you're eating watermelon.



Summer brain boosters

Fill summer break with fun activities that help your youngster remember what she learned during the school year—and lead to even more learning. Playing these roles will keep her skills sharp.

Reading athlete

Suggest that your child "run" a reading marathon and chart her progress on a map. Each hour of reading equals 1 mile. If she reads a chapter book for 30 minutes after lunch and you read her a bedtime story for 15 minutes, that's 45 minutes, or $\frac{3}{4}$ mile. Can she read "26.2 miles"—or more—by the end of the summer?

Math photographer

Your youngster can take photos and find the math in them. Perhaps she'll snap a shot of a quilt and tell you which shapes she sees. Or she could photograph part of a brick wall and multiply to find the number of bricks in the picture (6 rows of 8 bricks each = 48 bricks).

Show appreciation for teachers

Did you know that some of the best gifts you and your child can give his teacher don't cost a thing? Consider these suggestions.

● **Send kudos.** Have him write a letter telling the teacher what he liked about school this year. He might mention an interesting history lesson or the cozy classroom writer's den. Then, you could email the principal to let her know what you appreciated about the teacher.

● **Collect memories.** Gather any photos you took during classroom or school events, and ask other parents to share theirs. Your youngster can compile them into a binder and add captions. ("Our class STEM fair had some creative inventions!")

Tip: Also use these ideas for specialists like art, music, and PE teachers.♥



Backyard scientist


Let your child use science to make outdoor summer activities more fun. She might experiment to create a bubble solution that produces bigger or longer-lasting bubbles. Or maybe she'll cook s'mores in her very own solar oven. *Note:* Make sure she chooses safe experiments, and provide supervision.♥



What a smart decision!

Your child is still learning the strategies it takes to make good choices. Teach him to ask himself the following questions when he's faced with a decision.

What might happen? Have your youngster imagine possible outcomes of a choice. You could ask, "What will happen if you spend your allowance on Legos?" He may say that he wouldn't have souvenir money for an upcoming trip.



Or he can think to himself, "If I borrow my sister's toy without permission, what could happen?" Maybe he'll realize that would make her angry—and less apt to share with him in the future.

Is it right for me? Is your child considering watching a scary movie because his friend asked him to? Does he want to quit soccer because his teammate did? Suggest that he pause and think about what's right for him.

This will lead to better decisions—

and arm him against peer pressure, too. *Idea:* Brainstorm what to say if he's presented with an option that's not right for him. ("I like funny movies better. Want to watch one and laugh together?")♥

Outside-the-box thinking

Thinking flexibly will help your child do well in school, whether she's using a vocabulary word in different ways or coming up with a new approach to a math problem. Try these ideas to stretch her thinking.

Tell jokes and riddles

Ask your youngster, "What has four wheels and flies?" She'll need to consider that "flies" might mean "insects" or "travels fast." The answer? A garbage truck! Or try, "What has one eye but can't see?" She should think of non-living things that have an eye, such as a needle or a hurricane. Are there any other possibilities?



ACTIVITY CORNER

Outdoor art studio

Doing art projects outside can supercharge your youngster's creativity. Head outside together for these painting projects.

Nature prints. Have your child collect leaves, flowers, and other natural objects from the ground. She can dip them in paint and press them on paper to make colorful prints.

Rock sculptures. Suggest that your youngster brush paint on rocks. When they dry, she might stack them in different ways to create sculptures.

Toe painting. Instead of finger painting, your child could take off her socks and shoes and paint with her feet!♥



Find new uses for objects

Take turns choosing a household object and thinking of different ways to use it. Your child might say a spatula could be a golf club, and you could suggest using it as a flyswatter. What can she do with a game board? Perhaps she'll unfold it halfway and prop it upside-down—it's a tunnel for her toy trains.♥

Q & A

The give-and-take of conversation


Q: How can I teach my son to carry on a good conversation?

A: Here's an easy way for your child to remember what makes a good conversation. Encourage him to think of it like Ping-Pong—the ball goes back and forth, and the game wouldn't work if one player kept the ball on his side of the net.

To help your son practice, bounce a

small ball across the table to "serve" a conversation starter. ("On my way to work this morning, I saw a mother deer with her fawns.") Now he can bounce the ball back and pose a "Ping-Pong question"—one that will keep the conversation going. *Example:* "Wow, how many fawns were there?"

Go back and forth a few times. Then it's your child's turn to serve, and you ask him a question to keep the ball bouncing.♥



OUR PURPOSE

To provide busy parents with practical ideas that promote school success, parent involvement, and more effective parenting.

Resources for Educators, a division of CCH Incorporated
128 N. Royal Avenue • Front Royal, VA 22630
800-394-5052 • rfeustomer@wolterskluwer.com
www.rfeonline.com

ISSN 1540-5621

Third Grade Home Learning Plan

Week of June 8th

Go to Google Classroom for Lessons!

For Work from Previous Weeks: Click Here

- **This week we continue "Home Learning" in Google Classroom.** Please go to https://highview.nanuetd.org/home_page and click on **Highview Home Learning Site**.
- All **usernames** and **passwords** to online resources are in your child's planner.
- All online resources, such as KidBiz and Dreambox, can be accessed through the **Highview Elementary "Student Links and Resources"** page (https://highview.nanuetd.org/student_links_and_resources)
- **Strive for 25 Form:** "Strive for 25 Form" and [Nanuet Library website](#)

Subject	<u>6/8</u> <u>Day 60</u>	<u>6/9</u> <u>Day 61</u>	<u>6/10</u> <u>Day 62</u>	<u>6/11</u> <u>Day 63</u>	<u>6/12</u> <u>Day 64</u>
Math	Zearn Lesson 20 Make sure you complete all four parts; Number Gym, Multiply Mania, Math Chat, Tower of Power.	Zearn Lesson 21: Complete all four parts of the lesson; Number Gym, Discovery Canyon, Math Chat, Tower of Power	Zearn Lesson 22: Complete all four parts of the lesson; Number Gym, Discovery Canyon, Math Chat, Tower of Power	Zearn Lesson 23; Complete all four parts; Number Gym, Sprint, Learning Lab, Tower of Power	Flexible Friday This may include Student Support, Enrichment, Office Hours and Review. Please check your Google Classrooms to make sure you have completed and submitted this week's assignments.

ELA	Weekly Assignment: 1 activity a week KidBiz3000 activity (score of 75% or better) OR work towards your Lexia Core5 Reading usage goal				
Shared Reading or Writing	<p>Good Readers: Read Independently</p> <p>Mini-Lesson: Watch the video reviewing how to choose a "Good Fit Book."</p> <p>Find a "Good Fit" ebook to read this week and 3 "Good Fit" books for your "book shelfie."</p> <p>Complete the ELA assignment page in google classroom.</p>	<p>Good Writers: Write Independently</p> <p>Choose one box from the Writing Choice Board</p> <p>Use the writing checklist to review your work.</p>	<p>Good Writers: Write Independently</p> <p>Choose one box from the Writing Choice Board</p> <p>Use the writing checklist to review your work.</p>	<p>Good Writers: Write Independently</p> <p>Choose one box from the Writing Choice Board</p> <p>Use the writing checklist to review your work.</p>	<p>Flexible Friday</p> <p>Please check the Highview Virtual School Website where you will find links to special area subjects and SEL.</p>
Independent Reading	Read for 20 minutes and complete a "Strive for 25 Form" when you have finished your book. You can find a strive form in your Google Classroom.				
Special Area and STEM	Click on the Special Area Page in the Highview Home Learning Site to access the Google Classroom for Special Area and STEM .				
Social Studies	Introduction to Brazil- History of Brazil	Brazil Geography	Brazil Economy	Brazil Flag	

<p>I/E</p>	<p>All students- 20 minutes of DreamBox</p> <p>*If you have a Lexia account, please try to complete 40-80 minutes/week*</p> <p>Mrs. Carey, Mrs. Linsley, Mrs. Frendel's Students: Look for activities in your teacher's Google Classroom</p> <p>Mr. Vali's Students: Please check your Google Classroom daily</p> <p>Ms. Aimi: Work on your Lexia minutes and continue to use XtraMath for practice.</p> <p>Mrs. Gulezian's I/E Students: Practice the work you received online.</p> <p>Mrs. Sexton's I/E Students: Work on Reflex until light is green and assigned Dreambox lessons. Please sign in and check your Google Classroom.</p>
<p>SEL Support</p>	<p>Click on the SEL Page in the Highview Home Learning Site to access the Google Classroom for Special Area and STEM.</p>

Fourth Grade Home Learning Plan

Week of June 8th

Google Classroom for All Lessons!

For Work from Previous Weeks: Click Here

- **This week begins "Home Learning" in your Google Classroom.** Please go to https://highview.nanuetd.org/home_page and click on **Highview Home Learning Site.**
- All **usernames** and **passwords** to online resources are in your child's planner.
- All online resources, such as KidBiz and Dreambox, can be accessed through the **Highview Elementary "Student Links and Resources"** page (https://highview.nanuetd.org/student_links_and_resources)
- Strive for 25 Form: "Strive for 25 Form" and [Nanuet Library website](#)

Subject	<u>Day 60</u> <u>6/8</u>	<u>Day 61</u> <u>6/9</u>	<u>Day 62</u> <u>6/10</u>	<u>Day 63</u> <u>6/11</u>	<u>Day 64</u> <u>6/12</u>
Math	Start Money Project: Due Thursday	Continue to work on Money Project Due Thursday	Continue to work on Money Project Due tomorrow	Zearn Lesson 15: Complete all four parts; Number Gym, Blast, Math Chat, Tower of Power Module 6 Lesson 15	Flexible Friday! Please check your Google Classrooms to make sure you have completed and submitted this week's assignments.
Weekly Assignment	Weekly Assignment: There is no KidBiz 3000 or Lexia for this week. Please remember to use these programs during the summer!				
Shared Reading	Choice Board: Complete Box 5	Choice Board: Choose to	Choice Board:	Choice Board: Free Choice!	*Please visit the Highview

or Writing	of ELA choice board found in google classroom. Watch the review of choosing "good fit" books. Read a "good fit" fiction book for 20 min. and answer the reflection questions.	complete box 4, 3, 2, or 1 on the choice board found in google classroom. Continue to read your "good fit" book for 20 min.	Choose to complete box 6, 7, 8, or 9 on the choice board found in google classroom. Continue to read your "good fit" book for 20 min.	Choose to complete any box that you have not already completed from the choice board found in google classroom. Continue to read your "good fit" book for 20 min.	Home Learning Site to access the Google Classrooms for Special Area, STEM, and the SEL page.
Independent Reading	Read your "good fit" book for 20 minutes each day.				
Special Area and STEM	Click on the Special Area Page in the Highview Home Learning Site to access the Google Classroom for Special Area and STEM .				
I/E	<p>*If you have a Lexia account, please try to complete 40-80 minutes/week*</p> <p>Mrs. Carey's Students: Complete Lexia minutes and see additional resources in your teacher's Google Classroom for additional work.</p> <p>Mrs. Linsley's Students: Complete Lexia minutes and see Google Classroom for additional work.</p> <p>Mrs. Frendel's Students: See your teacher's Google Classroom for work.</p> <p>Ms. Aimi: Work on your Lexia minutes and continue to use XtraMath for practice.</p> <p>Mrs. Gulezian's I/E Students: Practice the work you received online.</p> <p>Mrs. Sexton's I/E Students: Work on Reflex until light is green and assigned Dreambox lessons. Please sign in and check your Google Classroom.</p> <p>Mr. Vali's Students: Please check your Google Classroom daily</p>				
SEL Support	Click on the SEL Page in the Highview Home Learning Site to access the Google Classroom for support from Mrs. Lipson and Mrs. Weiss.				

Virtual Daily Schedule

Highview Elementary School

Time	Monday	Tuesday	Wednesday	Thursday	Friday
Before 9:00am	WAKE UP *Eat Breakfast *Make Your Bed *Get Dressed * Jammies in Laundry				
9:00am-9:45am	Morning Walk/Yoga/Mindfulness	Morning Walk/Yoga/Mindfulness	Morning Walk/Yoga/Mindfulness	Morning Walk/Yoga/Mindfulness	Morning Walk/Yoga/Mindfulness
9:45am-11:00am	ACADEMICS - Highview Home Learning Site	ACADEMICS - Highview Home Learning Site	ACADEMICS - Highview Home Learning Site	ACADEMICS - Highview Home Learning Site	ACADEMICS - Highview Home Learning Site
11:00am-12:00pm	CREATIVE TIME Legos, Crafts, Music, etc.	CREATIVE TIME Legos, Crafts, Music, etc.	CREATIVE TIME Legos, Crafts, Music, etc.	CREATIVE TIME Legos, Crafts, Music, etc.	CREATIVE TIME Legos, Crafts, Music, etc.
NOON	LUNCH	LUNCH	LUNCH	LUNCH	LUNCH
12:30	Quiet Time Reading, Puzzles, etc	Quiet Time Reading, Puzzles, etc	Quiet Time Reading, Puzzles, etc	Quiet Time Reading, Puzzles, etc	Quiet Time Reading, Puzzles, etc
1:00pm-3:30pm	ACADEMICS - Highview Home Learning Site	ACADEMICS - Highview Home Learning Site	ACADEMICS - Highview Home Learning Site	ACADEMICS - Highview Home Learning Site	ACADEMICS - Highview Home Learning Site
3:30-pm 5:00pm	AFTERNOON FRESH AIR / EXERCISE	AFTERNOON FRESH AIR / EXERCISE	AFTERNOON FRESH AIR / EXERCISE	AFTERNOON FRESH AIR / EXERCISE	AFTERNOON FRESH AIR / EXERCISE
5:00pm-6:30pm	DINNER	DINNER	DINNER	DINNER	DINNER
6:30pm-8:00pm	TV TIME/READ/ SHOWER/ GET READY FOR BED	TV TIME/READ/ SHOWER/ GET READY FOR BED	TV TIME/READ/ SHOWER/ GET READY FOR BED	TV TIME/READ/ SHOWER/ GET READY FOR BED	TV TIME/READ/ SHOWER/ GET READY FOR BED
8:00pm-9:00pm	BEDTIME *followed schedule *got along with siblings	BEDTIME *followed schedule *got along with siblings	BEDTIME *followed schedule *got along with siblings	BEDTIME *followed schedule *got along with siblings	BEDTIME *followed schedule *got along with siblings

NANUET FAMILY RESOURCE CENTER

In partnership with Rockland 21st Century Collaborative for Children & Youth
50 Blauvelt Road * Nanuet, NY 10954 * Phone (845) 627-4889 * Fax: (845) 624-1534



To Our Nanuet Community,

I hope that you and your family are doing well and are staying healthy during this difficult time.

I have received calls from families in the district that would like to know how they could help and support Nanuet families struggling during this pandemic. The number one request at this time is food. The best way of helping our families would be to purchase food gift cards at Stop and Shop in Nanuet or send in a donation to purchase more gift cards.

Please mail food cards or donations to:

Nanuet Family Resource Center

50 Blauvelt Road

Nanuet, NY 10954

Thank you so much!

Rose Ann Mercado

FRC Director

Additionally, the *Nanuet Middle School Student Council* will be collecting new toys and games for families in the district. If you would like to contribute, please drop off your items as follows:

When: Mondays between 9:00-11:00 until June 8, 2020

Where: Barr Middle School Lobby

Suggested items: bubbles, jump ropes, sidewalk chalk, balls, sand toys, water colors, hoola hoops, frisbees, kites, books, games (ex. playing cards, Twister, Connect 4, UNO, Yahtzee, checkers, chess, Scrabble, Racko, Monopoly, Battleship), water squirt toys, water balloons, bean bag toss game, KanJam, Lego Sets, Sprinklers, Slip and Slides.

Your generosity is appreciated!!!!