

Name: _____

Mid-Winter Vacation Packet

ICS1

Kindergarten

Parent Signature: _____

All packets are due on **Monday, February 24th**.



Packets are also available at
<http://www.icanharterschool1.org/>

Name: _____

Making New Words

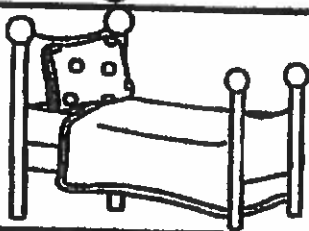
Short e Words

Word

Change it to...

Write the word

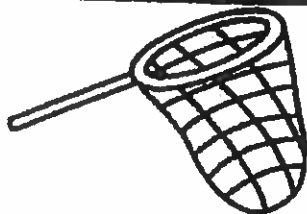
fed



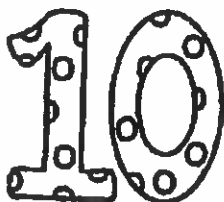
den



set




hen



let



men



pet



Name: _____

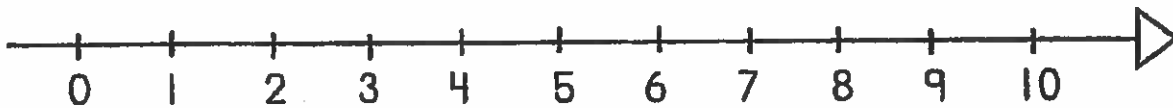
Date: _____

Jim has 3 caps. Jen gives Jim 5 more caps.


How many caps does Jim have in all?

My picture:

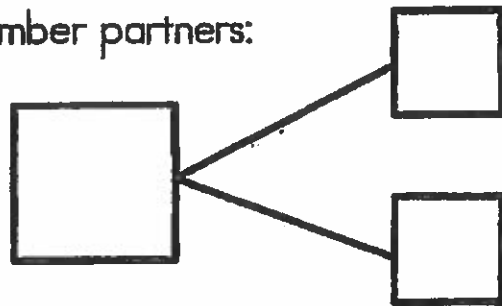
Number Line:



Tens Frame:



Number partners:



My equation:

_____ _____ = _____

My answer: Jim has


_____ caps.

Name _____

Use counters to find the missing numbers.

Start with the total.

Take some
away.



How many are left?

10	
7	

10	
2	

10	
4	

10	
6	

10	
9	

10	
5	

10	
3	

10	
1	

10	
8	

Name _____

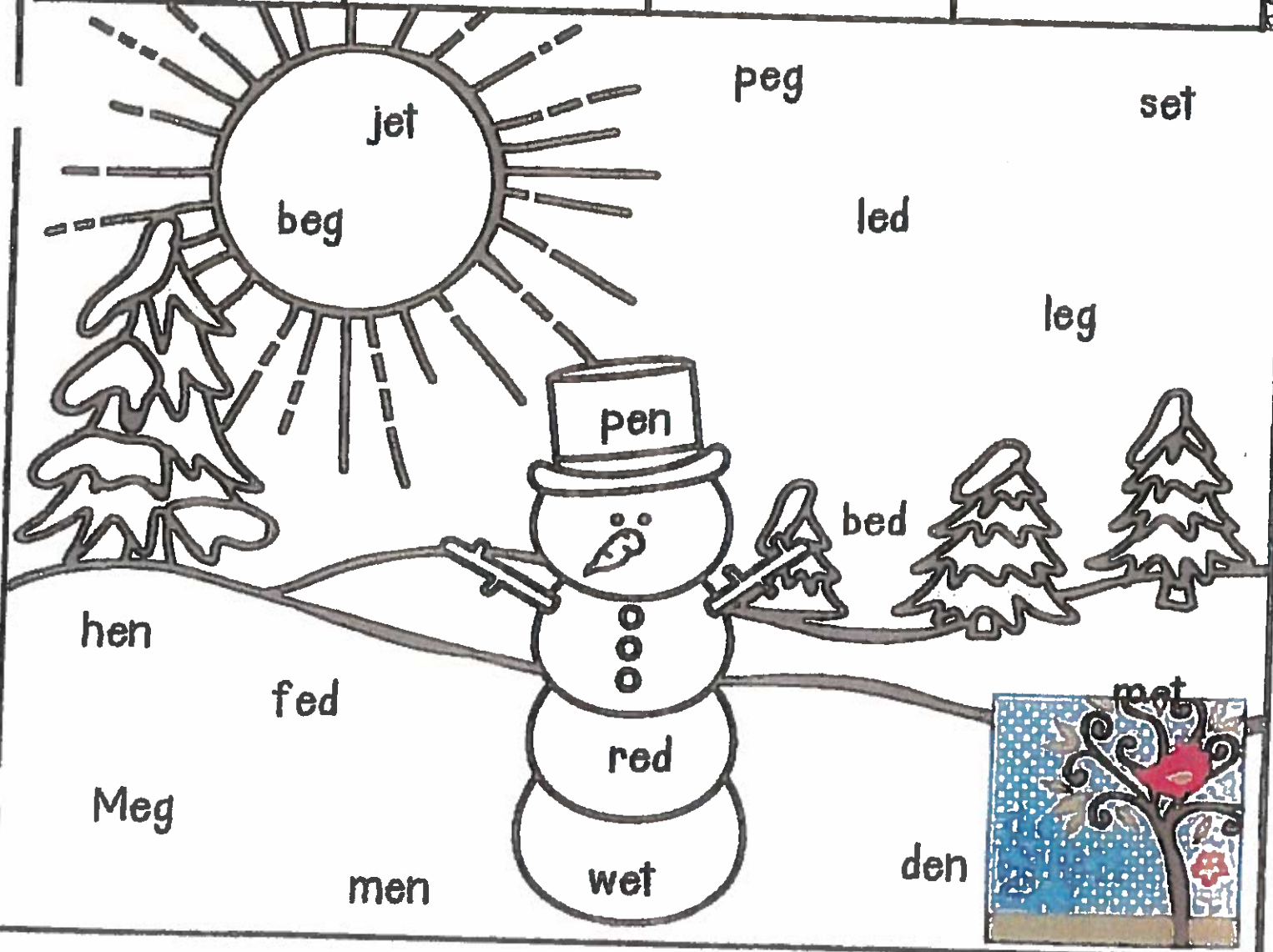
Find the WORD FAMILY WORDS!

Directions: Look at the picture below.

Find, circle, and write the word family word in the correct column.

-et family	-en family	-ed family	-eg family
1. _____	1. _____	1. _____	1. _____
2. _____	2. _____	2. _____	2. _____
3. _____	3. _____	3. _____	3. _____
4. _____	4. _____	4. _____	4. _____

© Annie Votratt © The Morratt Girls 2014



Name: _____

Directions: Correct the following sentences.

1. my cat is fat



2. Can i hike with you



3. we like to read?



4. i like pizza



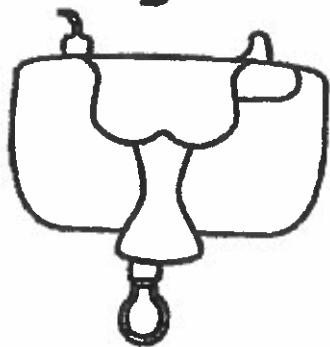

Name _____ Date _____

Who? What? Where?





Abby has a horse. Abby and the horse live on the farm.

The horse sleeps in the barn at night. Abby sleeps in her house.



Abby puts a saddle on the horse so she can take him for a ride.

The saddle fits on the horse's back.



With the saddle on, Abby can ride the horse.

Who has a horse? _____

What did Abby put on the horse? _____

Where does the horse sleep? _____

100th Day of School Project

Dear kindergarten families,

The 100th Day of School is fast approaching! We will celebrate in class with a variety of fun games and activities. Scholars will also complete an at-home project and present it on the 100th Day of School as part of the celebration. It will be due on **Monday, February 24th - The 100th Day!**

Project Directions:

- 1) **Find 100 items** and place them in a bag, box, or plastic jar to bring to school. The 100 items can be anything portable, such as 100 pennies, 100 Legos, 100 marbles, or 100 stickers. *Get creative and have fun!*
- 2) **Decorate the cover of the attached manila folder.** Be sure to include your name. It will be graded on neatness.
- 3) **Tape or staple the attached forms** to the inside of the manila folder. The Hundreds Chart and the Writing form must be inside the folder. The rubric should go on the back of the folder.
- 4) **Complete the Hundreds Chart.** Scholars will need to fill in the chart with the numbers 1-100. It will be graded on accuracy. They have to count by 10s and color those numbers in blue. Don't forget to tape or staple it inside the manila folder!
- 5) **Complete the Writing Form.** Answer the questions on the form in complete sentences - i.e., "I chose 100 pencils." It will be graded on completion and proper capitalization and punctuation.
- 6) **Practice a presentation.** Scholars will present their projects on the 100th Day of School! The presentation must include showing the 100 items, explaining why you chose those items, and you should use a clear and loud voice.

Please review the attached rubric so you can see how the points are broken down. This project will count as both a **Math** and **ELA** grade. Let me know if you have any questions or concerns.

Best,
Kindergarten Team

Name: _____

100th Day of School Project

Directions: Answer the questions in a complete sentence. Remember proper capitalization and punctuation! Tape this page inside the manila folder.

What items did you choose for your project?

How many items did you find?

Why did you choose those items?

Name: _____

100th Day of School Project

Please tape this page to the *back* of the manila folder.

	2 points	1 point	0 points
100 Items	100 items (in a bag, jar, or box) with scholar's name on it.	Less than 100 items (in a bag, jar, or box) OR 100 items with no name.	Drawing of items or no items at all.
100 Items Writing	Explains what the 100 items are and why the scholar chose those items. Uses proper capitalization and punctuation.	Explains what the 100 items are OR why the scholar chose those items. Some mistakes with capitalization and/or punctuation.	Writing is incomplete or missing.
Hundreds Chart	Numbers 1-100 are filled in correctly. The 10s are colored blue and the 5s are colored orange.	Some numbers are missing and/or written incorrectly. Not all 5s and 10s are colored in correctly.	Hundreds Chart is incomplete or missing.
Neatness	The cover of the manila folder is decorated and includes scholar's name. Handwriting is neat and legible on all forms.	The cover is sloppy and/or missing the scholar's name. Handwriting is a little sloppy.	The cover is not decorated and/or missing the scholar's name. The handwriting is illegible.
Presentation	Scholar presents 100 items and explains why they were chosen. Scholar uses a clear, loud voice.	Scholar presents 100 items and explains why they were chosen. Scholar mumbles or is very quiet.	Scholar does not explain why the items were chosen and/or cannot understand the presentation.

Teacher Comments:

Points: _____ / 10

Grade: _____



February Break Reading Challenge



Step #	Write one title down for every 15 minutes you read.	Date	Pages	Level	Coach's Signature	Home
1						
2						
3						
4						
5						
6						
7						
8						
9						
10						
11						
12						
13						
14						
15						

***Read for a total of 15 steps to win a prize!**