


Getting Ready for Kindergarten Summer Packet



Due: Monday, September 9, 2019

I can write

my name.





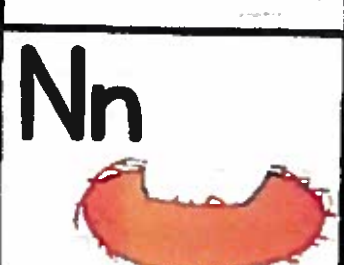




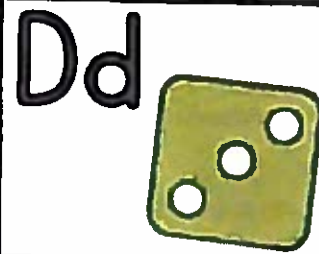



Practice for

Pre-K and

Kindergarten

students.

ALPHABET SOUND CHART




First Name

Last Name


Handwriting practice lines for the first name column. Each row consists of a solid top line, a dashed midline, and a solid bottom line. There are 15 rows of these lines available for writing.

Handwriting practice lines for the last name column. Each row consists of a solid top line, a dashed midline, and a solid bottom line. There are 15 rows of these lines available for writing.



Name _____

Date _____



Numbers Practice

Trace and write the number.


Tracing practice for the number 1. The first row shows a solid vertical line followed by five dashed vertical lines, each with a small arrow at the top indicating the starting point and direction. Below this is a row of seven dots on a solid line, with a dashed line underneath for tracing. The final row is a solid horizontal line.

Color the number word.

one

Show the number on the ten frame.

Color 1 star.



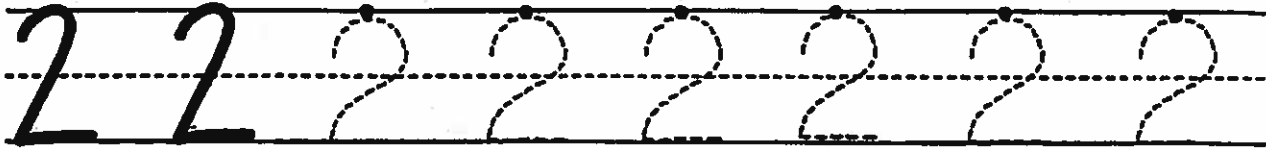
Name _____

Date _____



Numbers Practice


Trace and write the number.



Color the number word.

two

Show the number on the ten frame.



Color 2 stars.




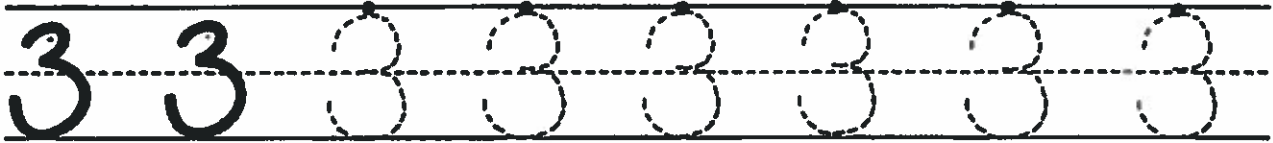
Name _____

Date _____



Numbers Practice


Trace and write the number.



Color the number word.

three

Show the number on the ten frame.




Color 3 stars.



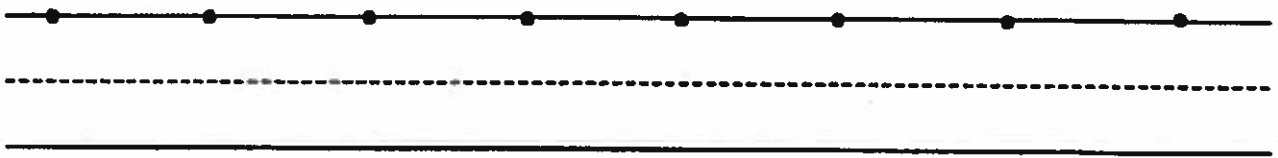
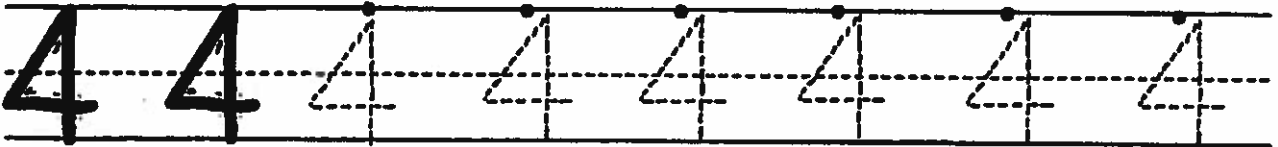
Name _____

Date _____

Numbers Practice




Trace and write the number.



Color the number word.

four

Show the number on the ten frame.




Color 4 stars.




Name _____

Date _____



Numbers Practice


Trace and write the number.



Color the number word.

five

Show the number on the ten frame.




Color 5 stars.



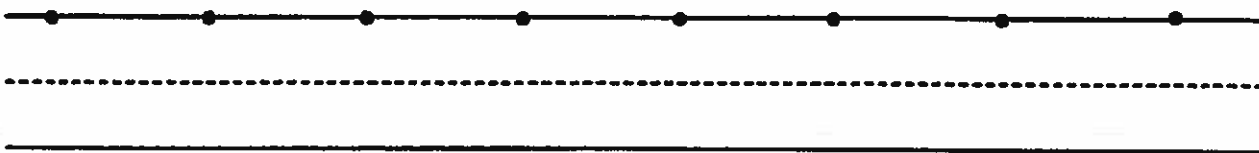
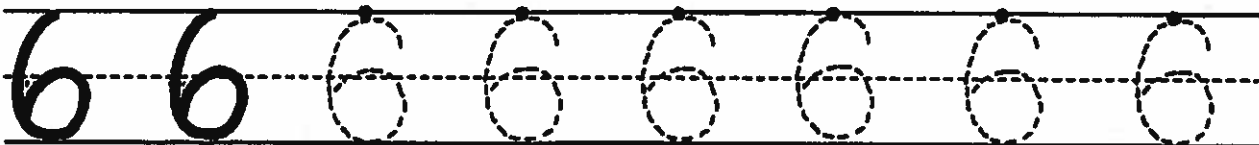
Name _____

Date _____



Numbers Practice


Trace and write the number.



Color the number word.

six

Show the number on the ten frame.




Color 6 stars.




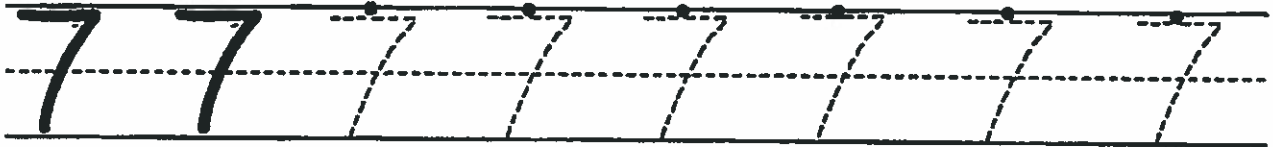
Name _____

Date _____



Numbers Practice


Trace and write the number.



Color the number word.

seven

Show the number on the ten frame.



Color 7 stars.



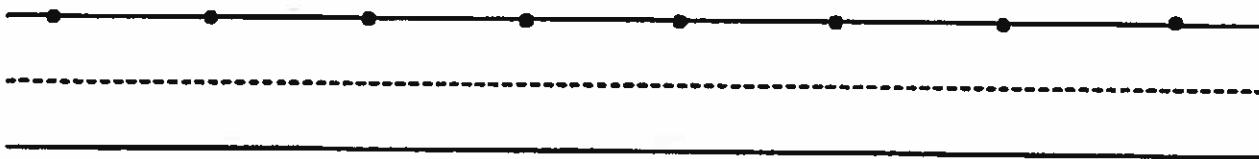
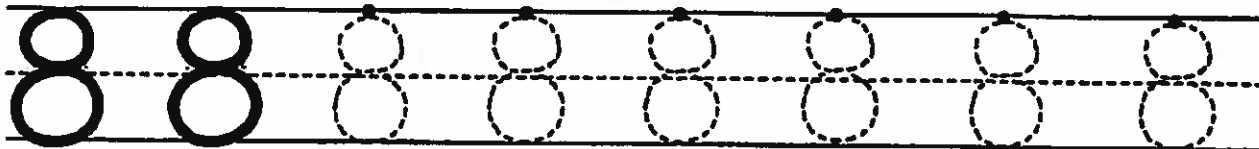
Name _____

Date _____

Numbers Practice




Trace and write the number.



Color the number word.

eight

Show the number on the ten frame.




Color 8 stars.




Name _____

Date _____



Numbers Practice

Trace and write the number.



Color the number word.

nine

Show the number on the ten frame.



Color 9 stars.



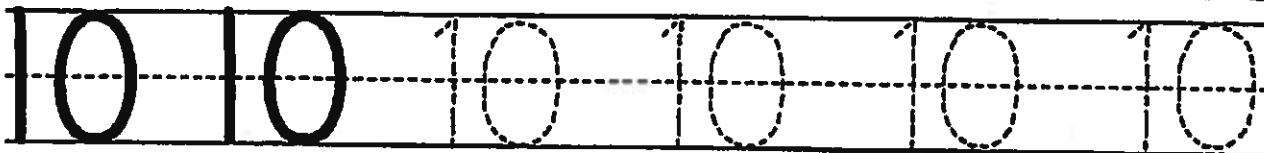
Name _____

Date _____

Numbers Practice



Trace and write the number.




Blank three-line grid for writing the number 10.

Color the number word.

ten

Show the number on the ten frame.




Color 10 stars.




Name: _____


Color Patterns: AB

Make a color pattern
in each row.
Use the Color Key.



Color Key			
	= purple		= orange
			= brown



1.






2.

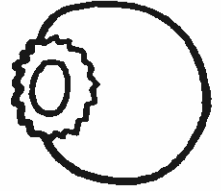
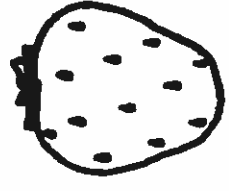
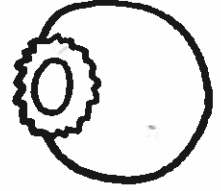


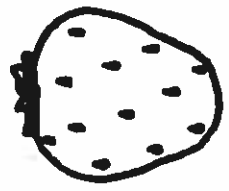


3.




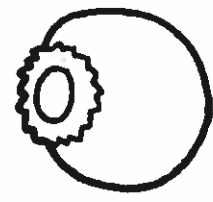


☆23 ☆ Name: _____

Make a color pattern
in each row.
Use the Color Key.







Color Key					
	= red		= blue		= yellow



1.



2.











3.

Name _____



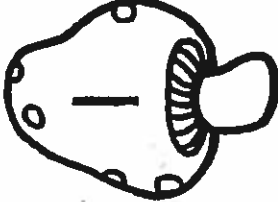



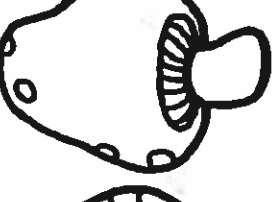
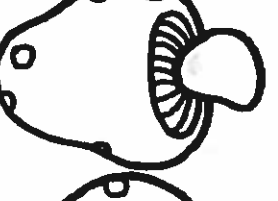
Skill: Sequencing








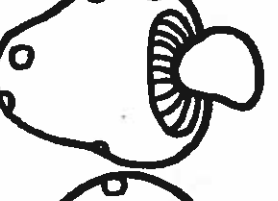
Draw what comes next in the box at the end of each row.


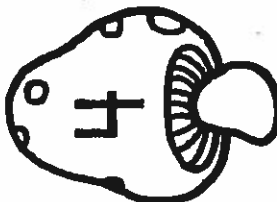
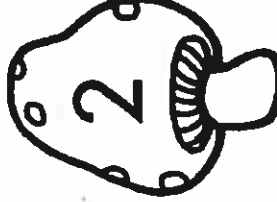



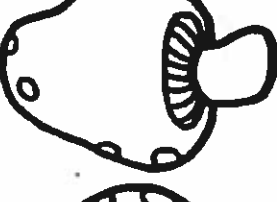
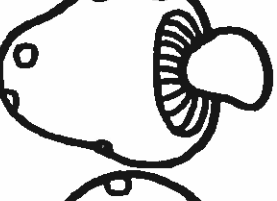
	
	
	
	

87 ☆ Name: _____

Write numbers to complete each pattern.

1.        

2.        

3.        

Name: _____

78 ☆☆☆


Write letters to complete each pattern.



1.



2.




3.

How Many Apples?

Directions: Touch and count the apples. Circle the correct number.

1




6

7

8

2



4

5

6

3



1

2

3

4



4

5

6

Talk About It!

How do you like to eat apples? Who do you like to eat them with?

Hundreds Chart

1	2	3	4	5	6	7	8	9	10
11	12	13	14	15	16	17	18	19	20
21	22	23	24	25	26	27	28	29	30
31	32	33	34	35	36	37	38	39	40
41	42	43	44	45	46	47	48	49	50
51	52	53	54	55	56	57	58	59	60
61	62	63	64	65	66	67	68	69	70
71	72	73	74	75	76	77	78	79	80
81	82	83	84	85	86	87	88	89	90
91	92	93	94	95	96	97	98	99	100

Blank Hundreds Chart

