

# *Kindergarten April Vacation Packet*




**Name:** \_\_\_\_\_

Name \_\_\_\_\_

Date \_\_\_\_\_

**Spring  
Daily  
Quick  
Writes**



**Monday**

If you were a butterfly, what color would you be? Where would you live?

**Tuesday**

What does it feel like to get stung by a bee? Do you think it hurts the bee?

**Wednesday**

Would you rather help with yard work or clean your room? Why?


**Thursday**

What would you do if you could spend a day with your mom when she was your age? Tell at least two things.

**Friday**

What would you do and where would you go if you were Spiderman for a day?


Date: Monday



Handwriting practice lines for the date Monday. The page features a set of primary-ruled lines consisting of a solid top line, a dashed midline, and a solid bottom line. There are four such sets of lines stacked vertically, providing space for practicing the cursive or print writing of the word 'Monday'.

Additional handwriting practice lines for the date Monday. This section contains four more sets of primary-ruled lines (solid top, dashed mid, solid bottom) for further practice.


Date: Tuesday



Handwriting practice lines for the date Tuesday. The page features a set of primary-ruled lines consisting of a solid top line, a dashed midline, and a solid bottom line. There are four such sets of lines stacked vertically, providing space for practicing the cursive or print writing of the word 'Tuesday'.

Additional handwriting practice lines for the date Tuesday. This section contains four more sets of primary-ruled lines (solid top, dashed mid, solid bottom) for further practice.


Date: Wednesday



.....  
-----  
.....  
-----  
.....  
-----

.....  
-----  
.....  
-----  
.....  
-----  
.....  
-----


Date: Thursday



.....  
-----  
.....  
-----  
.....  
-----

.....  
-----  
.....  
-----  
.....  
-----  
.....  
-----

Date: Friday



Handwriting practice lines consisting of a solid top line, a dashed midline, and a solid bottom line. The word "Friday" is written on the top line.

Additional handwriting practice lines, each consisting of a solid top line, a dashed midline, and a solid bottom line, for further practice.

Name \_\_\_\_\_

Adding to 10

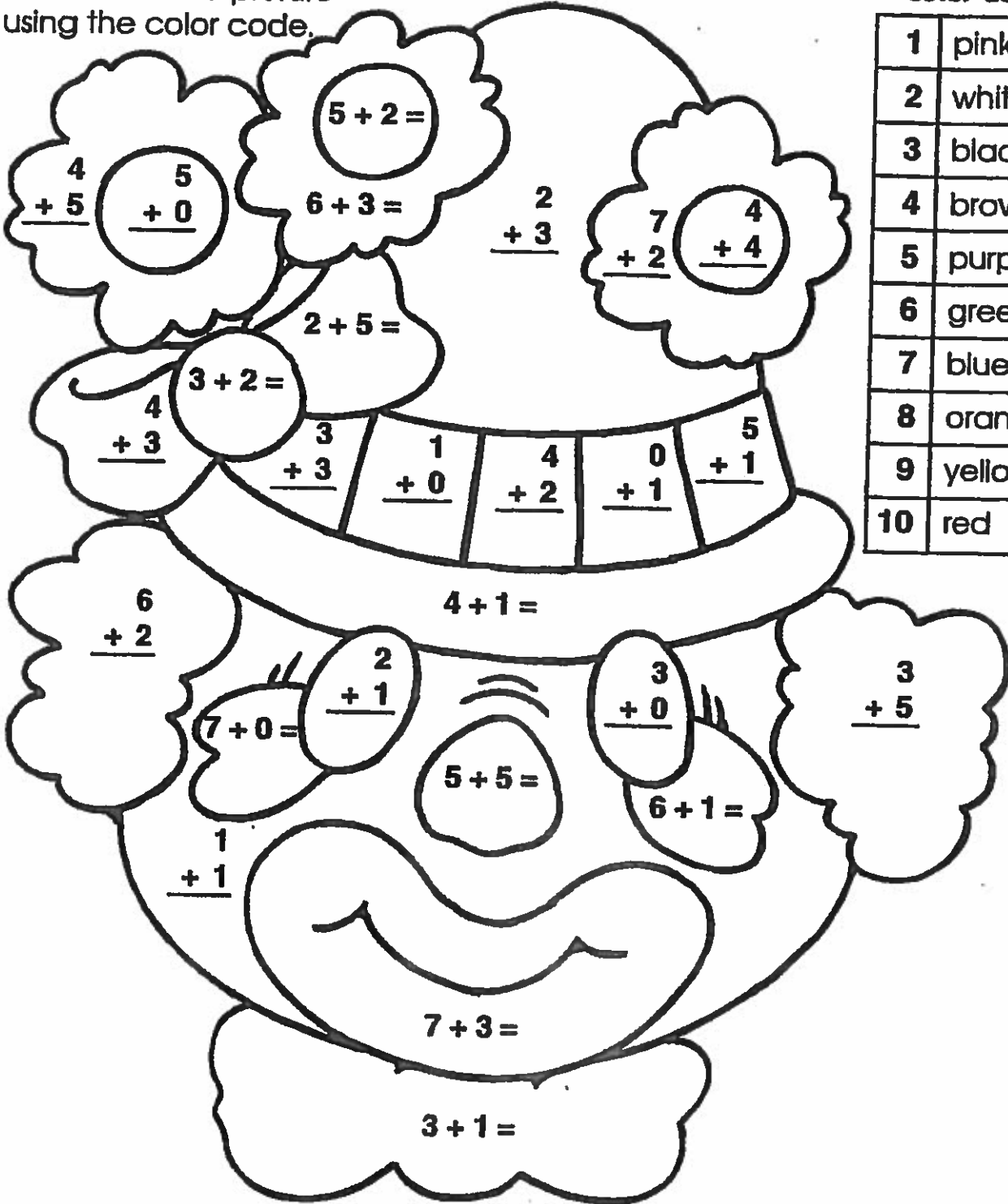


# Clowning Around

Add. Color the picture using the color code.

## Color Code

1	pink
2	white
3	black
4	brown
5	purple
6	green
7	blue
8	orange
9	yellow
10	red



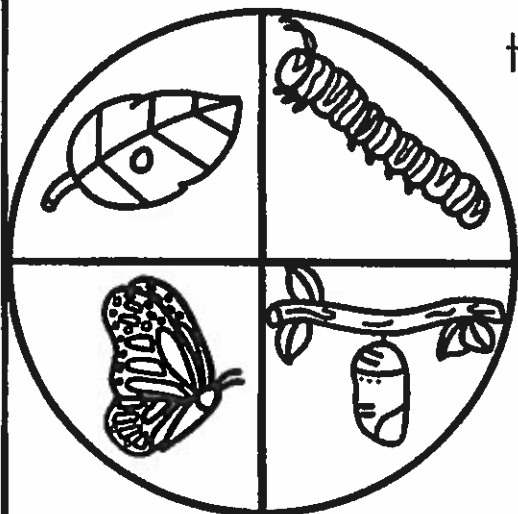
Name \_\_\_\_\_



Date \_\_\_\_\_

# Comprehension Check

Directions: Read the short passage. Answer the questions.



Today, Jenny's class is learning about the life cycle of a butterfly. First, they learn that the butterfly lays an egg. When the egg hatches, it turns into a caterpillar. Then the caterpillar forms a chrysalis. Inside the chrysalis, the caterpillar changes into a butterfly. Finally, the chrysalis splits open, and a new butterfly is born.

1. What is Jenny's class learning about?



2. What is the first thing that happens to the cycle?



3. What hatches out of the egg?



4. What does the caterpillar form around itself?



5. What happens to the caterpillar inside the chrysalis?




Name:

# CASTLES IN THE SAND

I want to build a sand castle, but I have to get to the beach!  
Help me answer these questions and follow the trail to the shore!

## START!

There are 2 paths to the right and 3 paths on the left. How many paths in all?



On the path to the beach, I see 7 tall trees and 3 short trees. How many more tall trees did I see?

I made it to the beach!  
There are 4 people playing Frisbee and 6 people playing in the water. How many people are at the beach in all?

There are 5 birds flying over the water and 3 birds walking on the sand. How many birds are there total?

GO TO THE NEXT PAGE!



I laid out 3 beach towels, then my friend picked 2 of them up. How many towels are out now?



There were 10 people at the beach. 5 more came to play. How many people are at the beach now?

I got 4 buckets full of sand, then went for 4 more. How many buckets full of sand did I get in all?

12 kids are building sand castles. 6 kids are playing in the water. How many more kids are building sand castles?



**FINISH!!! I FOUND THE BEACH!**

Name \_\_\_\_\_

# Vacation

Directions: Color a star each time that you read the story.



## Vacation

Luke and Cal went on vacation. They had a lot of fun. They saw cars on the road. They had new food to try. They had new people to meet. They saw the beach. They saw birds flying over the sea. They saw kids playing. They saw waves and boats. Luke and Cal had a great time. They liked all the new things that they saw on vacation.

Highlight the words:

they

had

saw

Draw a picture of three things Cal and Luke saw.

1.

2.

3.

Write an acrostic poem about spring!

G  
R  
E  
E  
N  
S  
P  
R  
I  
N  
G

---

---

---

---

---

---

---

---


Name \_\_\_\_\_

# Trucking Along

Subtract. Color the picture using the color code.

### Color Code

0	white
1	brown
2	black
3	green
4	purple
5	orange
6	yellow
7	blue
8	red



Name \_\_\_\_\_



Date \_\_\_\_\_

# Comprehension Check

Directions: Read the short passage. Answer the questions.



Beth and Ben are so excited, because they are going to the movies today! When they arrive at the movie theatre, they purchase their tickets.

Next, they stand in line to buy a snack. They both get popcorn. Ben puts lots of butter and salt on his popcorn. Beth likes her popcorn plain.

They also purchase a soda and candy to eat during the movie. They pick their seats and sit down.

Now they are waiting for the movie to start. They can't wait to see, "*Billy, the Flying Dog*."

1. Why are Beth and Ben excited?



2. What is the first thing Beth and Ben do?



3. How does Ben like his popcorn?



4. What other snacks do they get?



5. Is "*Billy, the Flying Dog*" real or make believe?

Name: \_\_\_\_\_

eat

eat

good

good

was

all

eat


eat

all

good

eat

was



like

eat

good

all

eat

eat

good

eat

good

all

eat

was

good

good - red

eat - brown


all - orange

like - purple

was - green



Name: \_\_\_\_\_



Count the sandwiches and record in the graph.

red	orange	purple	brown	green

How Many?

good	all	like	eat	was

What word do you see **most**? \_\_\_\_\_

Print a sentence with this word.

\_\_\_\_\_

\_\_\_\_\_

Name \_\_\_\_\_

# Ice Cream

Directions: Color a star each time that you read the story.



## Ice Cream

In the summer, I love to eat ice cream. I love the sound of the ice cream truck. I love to run after the truck. He stops and I run to the window. I look in the truck and see the ice cream. I love all of it! I pick the ice cream I love the best. I run home and eat the ice cream in my yard. I love to eat my ice cream in the summer!

Highlight the words:

run

in

love

Draw pictures to put the story in order.

First,

Next,

Then,

Last,



# Spring Break



NEWS



my family

I saw...

I read...

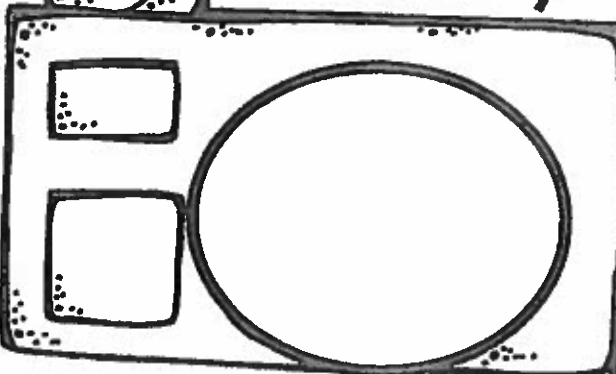
I went...

I played...

Favorite memory...

Welcome back to school

I missed...



Name: \_\_\_\_\_

Use your *Spring Break News* planning page to write  
about your break!

Handwriting practice lines consisting of solid top and bottom lines with a dashed midline, repeated down the page.