

Getting Ready for Kindergarten Summer Packet



Due: Wednesday, September 12, 2018

I can write

my name.









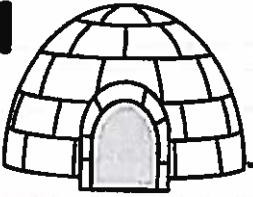

















Practice for

Pre-K and

Kindergarten

students.

ALPHABET SOUND CHART

Aa 	Bb 		
Cc 	Dd 	Ee 	Ff 
Gg 	Hh 	Ii 	Jj 
Kk 	Ll 	Mm 	Nn 
Oo 	Pp 	Qq 	Rr 
Ss 	Tt 	Uu 	Vv 
Ww 	Xx 	Yy 	Zz 


First Name

Last Name

Handwriting practice sheet with two columns: 'First Name' and 'Last Name'. Each column contains 15 sets of horizontal lines (solid top and bottom lines with a dashed midline) for writing practice. The page is framed by a dotted border.

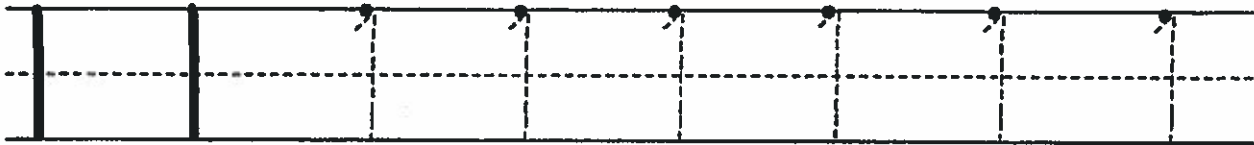


Name _____ Date _____



Numbers Practice


Trace and write the number.




Color the number word.

one

Show the number on the ten frame.




Color 1 star.



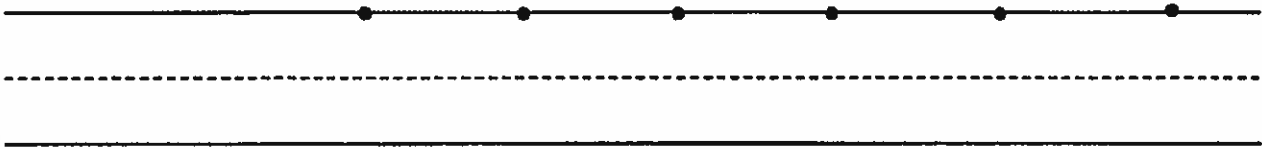
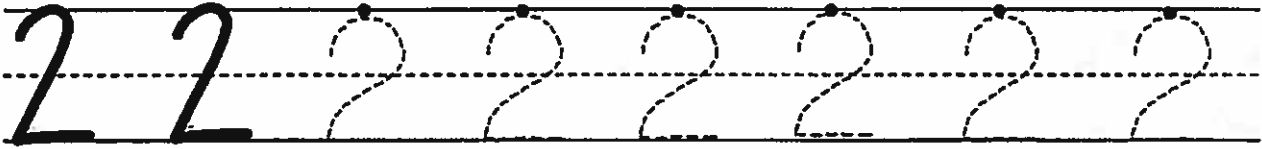
Name _____

Date _____



Numbers Practice

Trace and write the number.




Color the number word.



Show the number on the ten frame.

Color 2 stars.

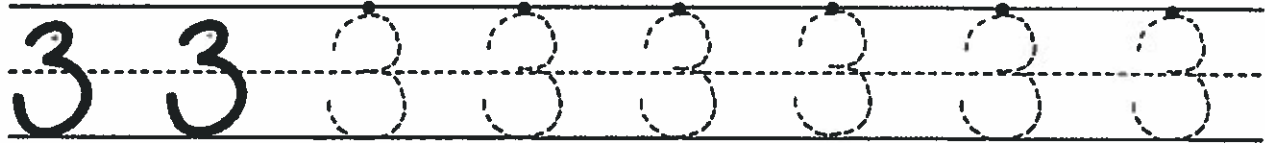


Name _____ Date _____



Numbers Practice


Trace and write the number.



Color the number word.

three

Show the number on the ten frame.




Color 3 stars.

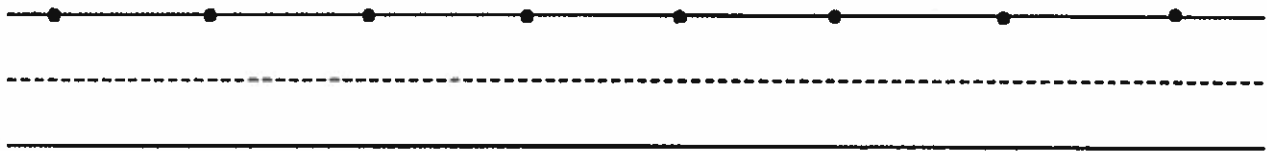
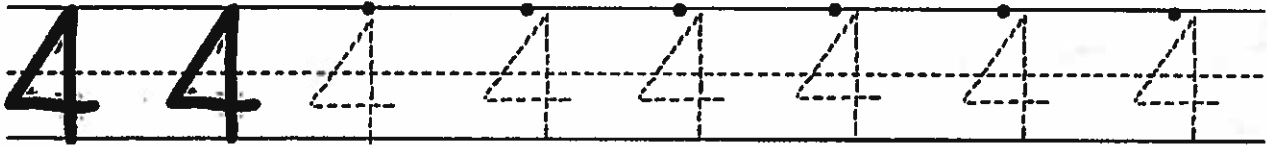


Name _____ Date _____

Numbers Practice




Trace and write the number.



Color the number word.

four

Show the number on the ten frame.



Color 4 stars.

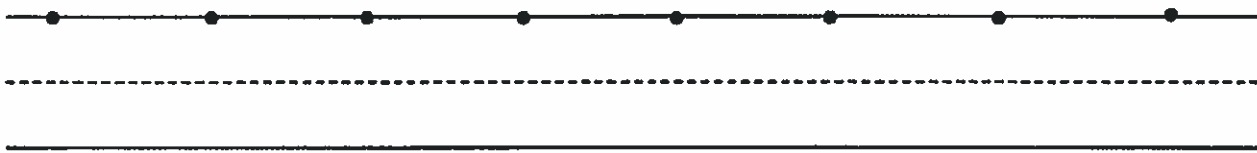


Name _____ Date _____



Numbers Practice


Trace and write the number.



Color the number word.

five

Show the number on the ten frame.




Color 5 stars.

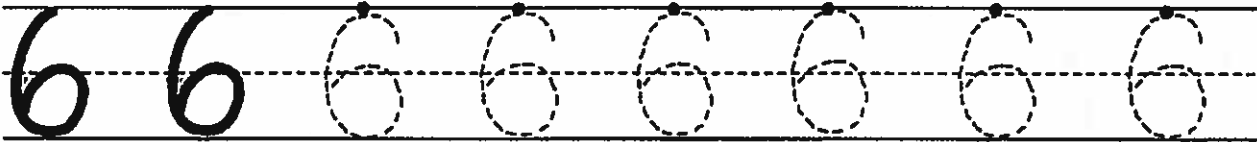


Name _____ Date _____

Numbers Practice




Trace and write the number.



Color the number word.

six

Show the number on the ten frame.




Color 6 stars.




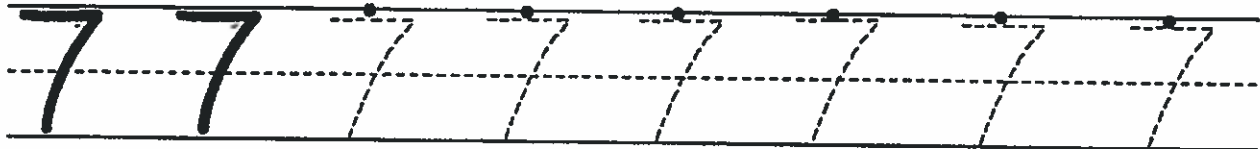
Name _____

Date _____



Numbers Practice


Trace and write the number.




Color the number word.

seven

Show the number on the ten frame.




Color 7 stars.



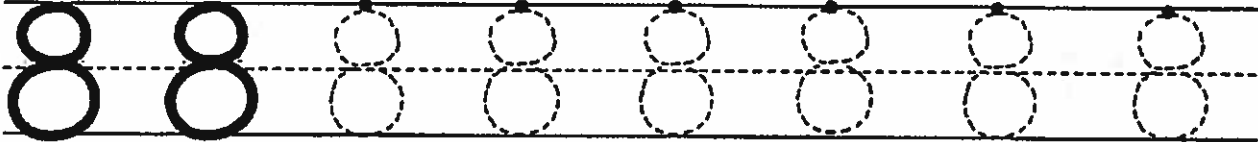
Name _____

Date _____

Numbers Practice




Trace and write the number.




Color the number word.

eight

Show the number on the ten frame.




Color 8 stars.




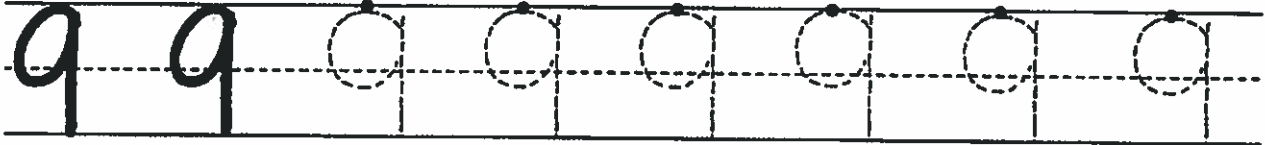
Name _____

Date _____



Numbers Practice


Trace and write the number.



Color the number word.

nine

Show the number on the ten frame.



Color 9 stars.

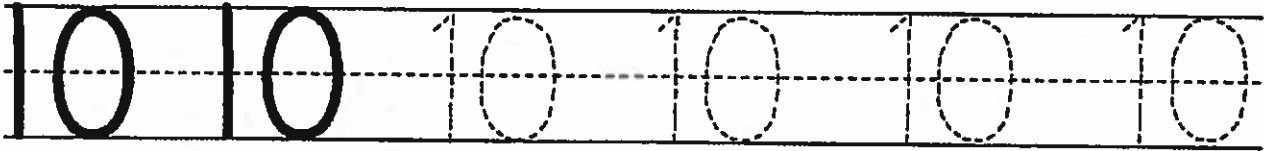


Name _____ Date _____

Numbers Practice




Trace and write the number.




Color the number word.

ten

Show the number on the ten frame.






Color 10 stars.

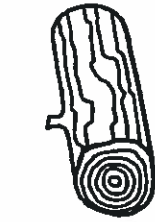


Name: _____




Color Patterns: AB

Make a color pattern
in each row.
Use the Color Key.




Color Key		
 = purple	 = orange	 = brown



1.



2.






3.








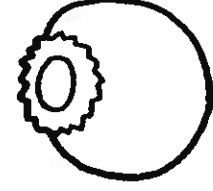

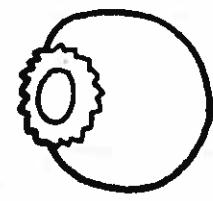

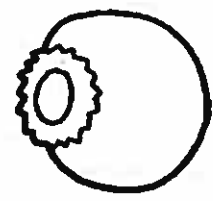
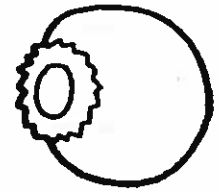

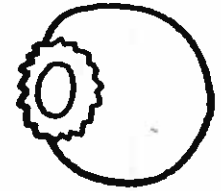



Name: _____

Color Patterns: AB

Make a color pattern
in each row.
Use the Color Key.

Color Key

	= red		= blue		= yellow
---	-------	---	--------	---	----------



1.









2.

3.

Name _____

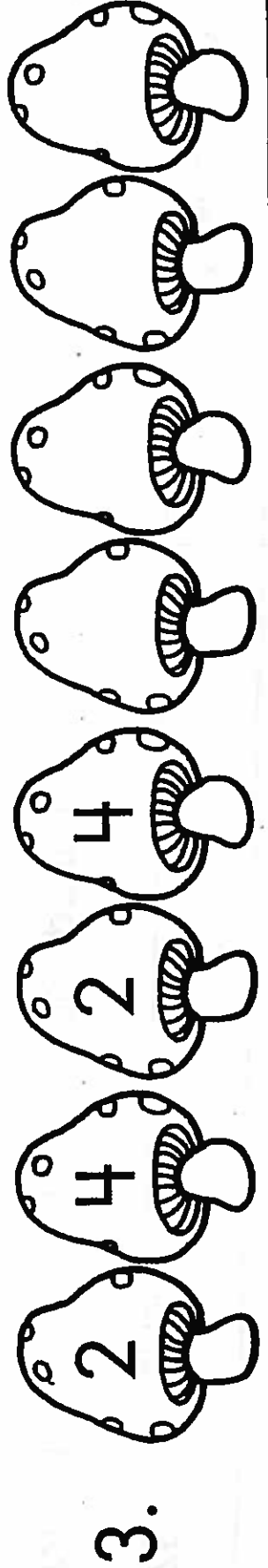
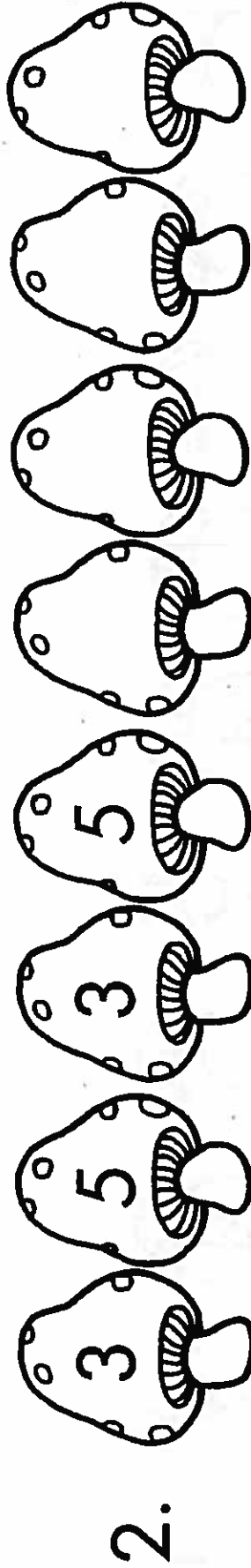
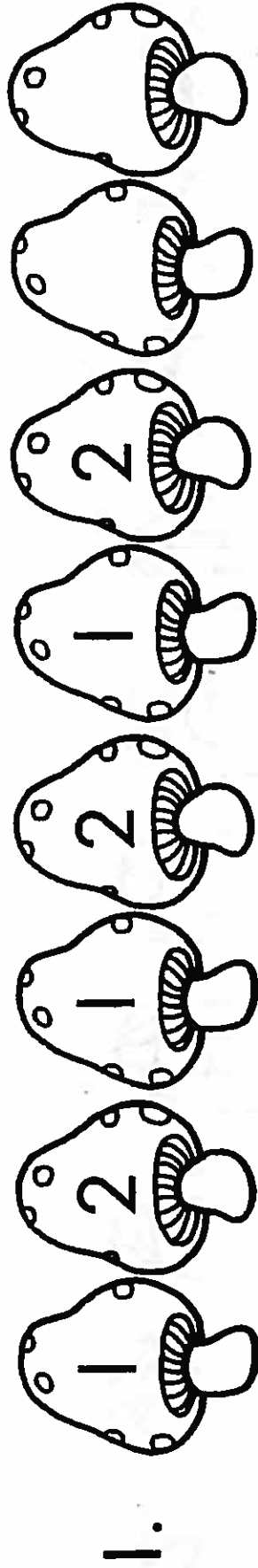
Skill: Sequencing

Draw what comes next in the box at the end of each row.


87 ☆ Name: _____


Write numbers to complete each pattern.



78 ☆ Name: _____

Write letters to complete each pattern.

1. 

2. 

3. 