

NAME _____

CLASS _____

USER NAME (email) _____

PASSWORD _____

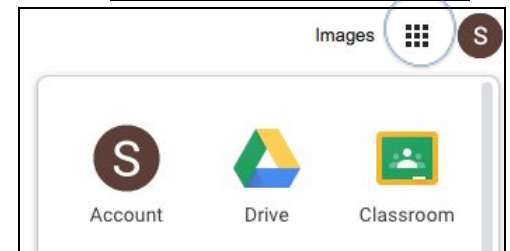
How To SIGN IN to Your Google Classroom Account

1. Sign into your School Google Account

- Open a web browser, go to www.Google.com
- Click **SIGN IN** Button
- Put in your **Student Email Address**
- Enter Your **PASSWORD**,



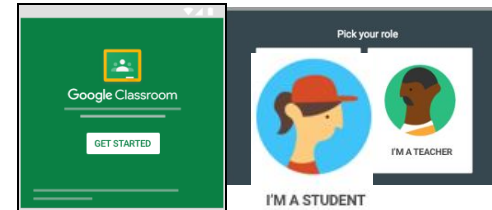
2. Once you have signed in, Click on **Menu** (9 squares)



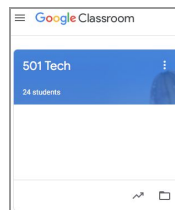
3. Choose **CLASSROOM**



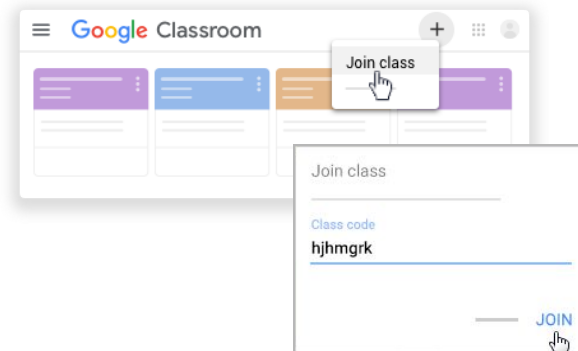
4. If it is your first time, click to go forward and Choose "I'm a Student"



5. Once you are in, Choose your **Class**

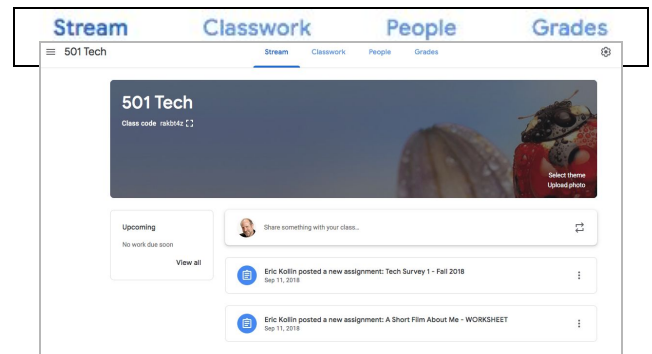


6. If you are asked to **Join** Class, enter the **Code** given to you.



7. and **View** the most recent assignments,

8. or click on **Classwork** to view all of your assignments and resources.



Nombre _____

Clase _____

Usuario _____

Contraseña _____

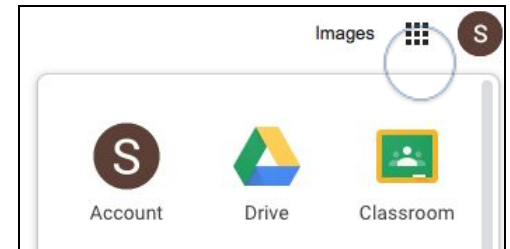
Cómo ingresar en tu cuenta de Google Classroom

9. Ingresa a tu cuenta de Google

- Abres tu navegador (Safari, Internet Explorer, Chrome, etc) www.Google.com
- Das click al botón **INICIAR SESIÓN (SIGN IN)**
- Escribes tu dirección de correo electrónico de Dos Puentes.
- Escribes tu contraseña (*password*).



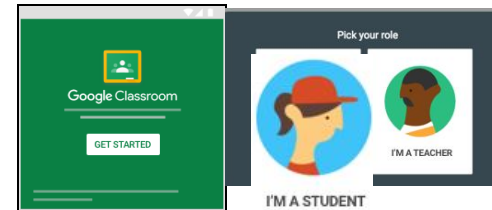
10. Una vez que hayas ingresado a tu cuenta, das click al **MENU** (9 cuadrados).



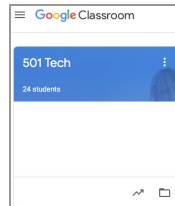
11. Das click en **CLASSROOM**



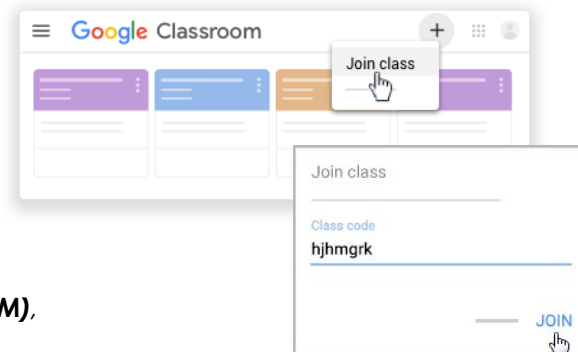
12. Si es tu primera vez, das click al **CONTINUAR** y das click "SOY ALUMNO" (*I'm a Student*)



13. Una vez que hayas entrado, elijas tu clase.



14. Si te pide unirse a una clase,, ingresa el código que te mandaron.



15. and **Ves** las tareas más recientes (**NOVEDADES / STREAM**),

16. o das click en **TRABAJO EN CLASE (Classwork)** para revisar todas las tareas y recursos. .

