

Mohegan School PBIS Roll Out

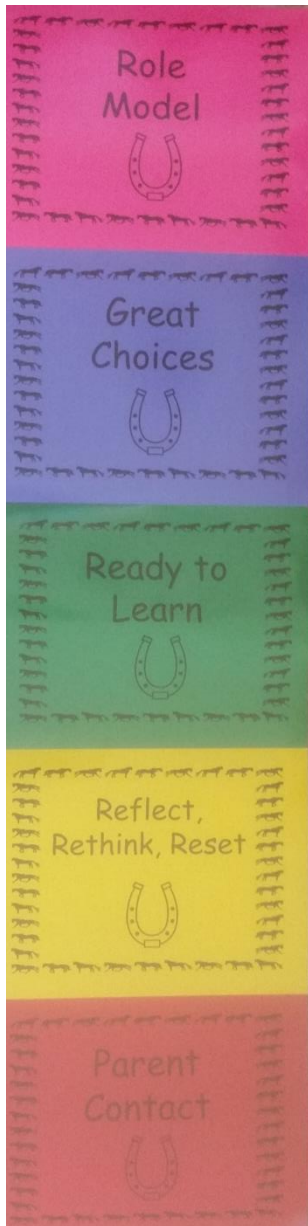


What is PBIS?

- Positive Behavior Interventions and Supports (PBIS)
- Research-based and systematic approach to educate all students of behavior expectations in order to create a safe and productive learning environment
- School-wide expectation matrix with universal language for all students and staff members
- Team-based involving students, staff and families

It begins
with ME







The Universal Clip Chart



- Posted in all academic and special area classrooms.
- Ongoing monitoring in all areas of building throughout the school day.
- Each student starts every day on green. Green is great!
- Students will clip down if given 2 reminders about matrix expectations and may clip up when demonstration of better choices is made.

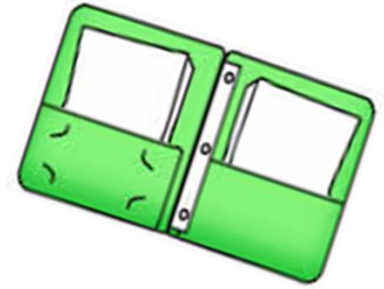
“Mohegan Mustangs are on track for learning success!”

Mohegan Mustangs are on **TRACK** for learning success! 

Be...	Responsible	Respectful	Safe
<p>Bus</p> 	<ul style="list-style-type: none"> * Keep track of your belongings * Keep bus clean * Stay in seat the whole time 	<ul style="list-style-type: none"> *Listen to the bus driver *Keep hands, feet, to yourself *Use kind, quiet voices 	<ul style="list-style-type: none"> * Stay in seat the whole time *Get on and off the bus calmly *Walk slowly to the bus line
<p>Classroom/Specials</p> 	<ul style="list-style-type: none"> *Minds on and ready to learn * Be prepared for class (sneakers, recorders, books, homework) 	<ul style="list-style-type: none"> *Follow directions *Stay focused *Raise your hand 	<ul style="list-style-type: none"> *Use supplies for intended purpose *Sit/walk safely
<p>Bathroom</p> 	<ul style="list-style-type: none"> *Go directly to and from bathroom and promptly *Wash hands *Use water, soap and paper towels wisely *Put trash neatly in trash can 	<ul style="list-style-type: none"> *Maintain privacy and personal space *Make sure to flush toilet *Quiet voices 	<ul style="list-style-type: none"> *Clean up after yourself *Take turns *Report unsafe conditions
<p>Cafeteria</p> 	<ul style="list-style-type: none"> *Bring lunch items with you *Ask permission before leaving your seat *Clean your area - table and floor 	<ul style="list-style-type: none"> *Listening look *Remember manners (say "Thank You" and "Please") * Use kind language *Restaurant voices 	<ul style="list-style-type: none"> *Stay in place in the lunch line *Eat your own food *Enter and exit silently-wait for directions *Legs under table *Walk when entering and exiting
<p>Hallway</p> 	<ul style="list-style-type: none"> *Go directly to your destination *Walk with a purpose 	<ul style="list-style-type: none"> *Move quietly *Use your manners *Stay quiet *Think about other learners 	<ul style="list-style-type: none"> *Walk at an appropriate pace *Walk on the right side of the hallway *Keep hands and feet to self
<p>Playground/Recess</p> 	<ul style="list-style-type: none"> *Follow playground rules *Stay in designated area *Line up quietly *Put recess equipment away 	<ul style="list-style-type: none"> *Include friends in activities *Play fair *Use school equipment appropriately *Use kind language 	<ul style="list-style-type: none"> *Share playground equipment *Follow directions *Take turns *Report dangers and injuries to an adult immediately *Keep hands and feet to yourself



Daily Communication



- Students track their ending color daily and bring this information home to families.
- Homework folder/ Planner
- If a student ended the day on *yellow* a “think sheet” will also be sent home.
- This daily check in is a great time to review Respectful, Responsible and Safe behavior.



Reflect, Rethink and Reset

Reflect, Rethink, Reset Form

Date: _____

Today my behavior was not "ON TRACK" for learning success.

I was not responsible, respectful, safe. (circle all that apply)

This was wrong because _____

In the future, I will make better choices to improve my behavior. These are some things I will

do: _____

Student signature: _____ Parent signature: _____

Red: Parent Contact

- Students may be moved directly to red if they demonstrate harmful behavior.
- Students who continue to have difficulty following expectations after being moved to yellow will also clip down to red.
- If a student's clip is moved to red, you will be notified by the teacher. A reflection sheet will also be sent home.



Celebrating Great Behavior

- We will celebrate our students who have been identified as being Safe, Respectful and Responsible (80% of the month) at our monthly PBIS Assemblies.
- These students will be called to the front of the entire school where they be recognized for achievement, awarded a certificate and have their picture taken.
- These students also qualify to participate in our monthly celebration.



Monthly Celebrations



PBIS Monthly Incentives

(Positive Behavior Interventions & Supports)

Monthly icons should be displayed near your chart.

- ✓ Students need to earn 80% green each month to participate

January	Sports Day – Judging for best Fan! <i>[Shirts and hats of their favorite team]</i>	Friday, February 5
February	PJs & Movie	Friday, March
March	Dance Party	Friday, April 8
April	Sidewalk Chalk Day	Friday, May 6
May	Playground/ Ice Pops	Friday, June 3
June	Field Day/ TBD <i>(if we have many snow days)</i>	TBD

Thank you for supporting our
PBIS Program!

