

MIDDLE SCHOOL ADMISSIONS AT A GLANCE

WELCOME! USE THIS OVERVIEW TO HELP YOU NAVIGATE THE MIDDLE SCHOOL ADMISSIONS PROCESS. HERE'S WHAT TO DO, WHEN:

SEPTEMBER

- Meet with your child's school counselor to discuss middle school options, and get your copy of the Middle School Admissions Guide.
- Plan your admissions calendar for the fall. Find open house and middle school admissions fair dates, times, and locations at schools.nyc.gov/Middle. For the most up-to-date information about open houses, contact schools directly.

OCTOBER-NOVEMBER

- In October, you'll receive a letter that tells you how to access your child's application at MySchools.nyc. Once you're logged in to your account, you can:
 - Explore your child's middle school options—all programs that your child is eligible to apply to will be available as options.
 - Save your favorites by clicking the stars next to programs' names.
 - Start adding programs to your application. You can apply to up to 12 programs.
- Go to a middle school fair with your child!
- Attend open houses.
- Work with a counselor at your child's current school to build a list of programs for your child's application. Learn if you have a zoned school at schools.nyc.gov/Find-a-School or by calling 311.

DECEMBER

- **Submit your middle school application by December 2, 2019!**
- Apply one of three ways:
 - Online at MySchools.nyc—click "Submit Application"
 - Through your child's school counselor
 - At a Family Welcome Center—find locations at schools.nyc.gov/WelcomeCenters
- On your application, list the programs your child would like to attend in your true order of preference. Place your first choice at the top as #1, your second choice as #2, and so on. Schools will NOT see whether you listed them as your first or twelfth choice.

MARCH

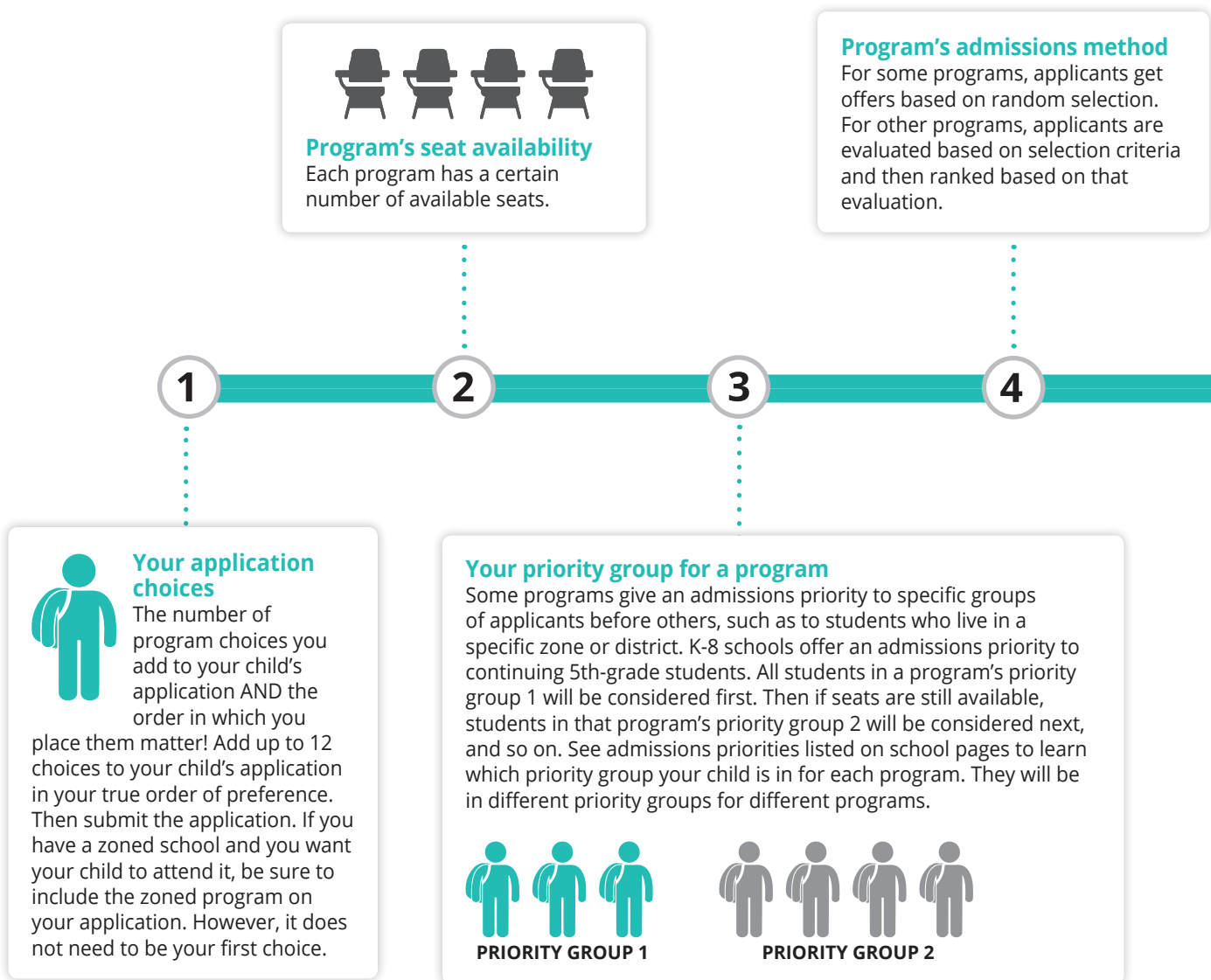
- All applicants will receive a middle school offer letter in **March 2020**. This letter will include your child's offer to a middle school program, as well as information about the waitlist process. No further action is needed to accept your offer.

LEARN HOW STUDENTS GET MIDDLE SCHOOL OFFERS

Students get offers to programs based on four key factors:

1. Your application choices
2. Seat availability
3. Admissions priorities
4. Admissions methods

Learning about all of these factors can help you know your chances of getting an offer to each program of interest.



For Programs That Use Random Selection



For programs that use random selection, students get offers based on their randomly assigned numbers. Programs may use one of two admissions methods that use random selection: open or limited unscreened—these programs do NOT see applicants' academic information.


Let's look at a sample program that uses an open admissions method:

This program has four seats and seven applicants. Because there are more applicants than seats, not all of these applicants will get an offer to this program.

First... students in priority group 1 get an offer in numerical order. Since there are three students in priority group 1, all of them get an offer

Then... students in priority group 2 get an offer in numerical order. Since there is just one remaining seat after offers were given to students in priority group 1, only one student from priority group 2—the student who is first in numerical order within that group—gets an offer.

Now all seats in this program are filled. Based on their randomly assigned numbers, the remaining students in priority group 2 do not get an offer to this program. These students are then considered for offers at the next program on each of their applications.



For Programs That Rank Applicants



For programs that rank applicants, students are evaluated for admission based on a set of selection criteria, such as grades, test scores, attendance, punctuality, and/or academic and personal behaviors. Programs may use one of the following admissions methods that rank applicants: screened, screened: language, or composite score—these programs DO see applicants' admissions information.


Let's look at a sample program that uses a screened admissions method to evaluate and rank applicants:

Seven students applied to this program, which has only four available seats. First, the seven students are all evaluated according to the program's selection criteria and admissions rubric. Then they are ranked based on this evaluation.

First... students in priority group 1 get an offer in ranking number order. Since there are two applicants in priority group 1, both get an offer.

Then... students in priority group 2 get an offer in ranking number order. Since there are two remaining seats after offers were given to students in priority group 1, the students who are first and second in ranking number order from priority group 2 get an offer.

Now all seats for this program are filled. The remaining three students in priority group 2 do not get an offer to this program. These students are then considered for offers at the next program on each of their applications.




Stay Engaged with Admissions

schools.nyc.gov/Connect | Sign up for the middle school admissions email list to get tips and key date reminders.

schools.nyc.gov/Middle | Learn about middle school admissions, and get the latest updates and event information. Find middle school fair dates, times, and locations on our website.

- Attend a middle school fair in the fall.

Find Schools and Apply

 [MySchools.nyc](https://myschools.nyc.gov) | MySchools is both an online directory of your child's middle school options and their personalized application. From your computer or phone, explore middle schools, choose programs for your child's application, and apply to middle school—all in one place!

- Apply to middle school by **Monday, December 2.**

December							2019
S	M	T	W	T	F	S	
1	2	3	4	5	6	7	
8	9	10	11	12	13	14	
15	16	17	18	19	20	21	
22	23	24	25	26	27	28	
29	30	31	1	2	3	4	

We're Here to Help!

Questions about middle school admissions?

- Talk to your child's school counselor.
- Call us at **718-935-2009**.
- Visit a Family Welcome Center—locations, hours, and updates at schools.nyc.gov/WelcomeCenters.