



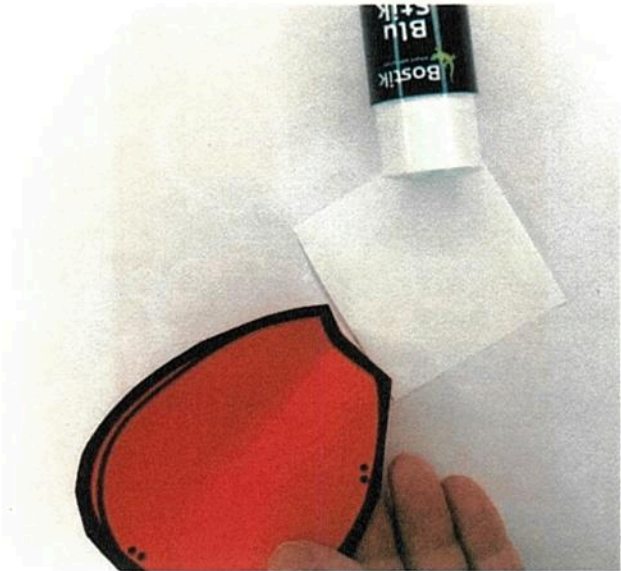
* Make your own Poppy Craft *



1. Print petals onto red card or get students to colour the petals red.




2. Cut the petals and the black dot out.



3. Fold petals in the middle and glue onto a square piece of card to keep them in place.



4. Position the dot in the middle after arranging the petals.



Use the mounting card on the back to attach to the walls, windows or other items.

