




Tools for Solving and Checking Hard Words

Try Something!	Check it!	Note to Parents
<ul style="list-style-type: none"> • Check the picture. • Think about what's happening. • Skip the word. Go back and reread. 	<p>Does that make SENSE?</p> 	<p>As children read, they can use meaning to figure out tricky words, but encourage them to cross check, as well. Even when they solve a word correctly, ask, "How do you know that word is....?" Always draw their attention back to print.</p>
<ul style="list-style-type: none"> • Think-what kind of word fits. • Skip the word, and go back to reread. 	<p>Does that SOUND right?</p> 	<p>Encourage students to use their knowledge of language to solve words. Have them think about what kind of word can fit in?</p>
<ul style="list-style-type: none"> • Read the word part by part. • Do a s-t-o-w check. • Crash word parts together. • Try it 2 ways (long vowel sound/short vowel sound). 	<p>Does that LOOK right?</p> 	<p>Prompt students to use their knowledge of phonics to solve tricky words. Guide them to transfer the skills they've learned in Foundations to solve words. Look for syllables, vowel combinations, cover up suffixes, etc.</p>

Strategy for Reading Long Words

1. Circle the word parts (prefixes) at the **beginning** of the word.

pre- un- re-

2. Circle the word parts (suffixes) at the **end** of the word.

-es -tion -ly

3. Underline the letters representing **vowel** sounds in the rest of the word.

ae ee ow oo

4. Say the parts of the word.

presoaking

5. Say the parts fast.

6. Make it into a real word.

Prompts to Help Readers Understand/Interpret a Story

Story Element	Description	Prompts for Understanding
Characters	A character is a person, animal, or creature in a story. Characters perform the actions and speak , moving the story along a plot line.	<ul style="list-style-type: none"> ★ Can you tell me about the main character by using words to describe him/her? Show me a part in the book that makes you think that. ★ Does the character change? What causes this change? ★ Did the character learn a lesson in this story? ★ Talk about some of the relationships the main character has with other characters?
Setting	Setting is the time and place (or when and where) of the story.	<ul style="list-style-type: none"> ★ Where does this story take place? Why is it important to the story? ★ Does the setting contribute to the mood/feelings of the character?
Plot	<p>A plot is the sequence of events that make up a story.</p> <ol style="list-style-type: none"> 1. We meet the character; the setting is introduced. 2. Trouble starts (the problem). 3. Trouble worsens. 4. Character works to solve problems. 5. Resolution. 	<ul style="list-style-type: none"> ★ What does the main character WANT? ★ What is the big problem in this story? ★ How does the problem worsen? ★ What does the main character do to solve this problem? ★ How is the problem solved? What's the resolution? ★ What is the most important event in this story? Why is it so important?
Theme	The central idea, topic, or point of a story, essay, or narrative is its theme. Usually, it's a life lesson.	<ul style="list-style-type: none"> ★ What do you think the author is teaching you about life? What happens in the story that makes you think this?

Prompts to Help Readers Understand/Interpret Informational Text

Component	Description	Prompts for Understanding
Main Idea	The main idea is a summary of what the text, or section of a text, is mostly about.	<ul style="list-style-type: none"> ★ Look at the titles and text features. ★ Read the first sentence in a paragraph. ★ Read the last sentence in a paragraph. ★ Do you notice words/phrases that repeat? ★ Can you quote or paraphrase a sentence or heading that captures the main idea?
Key Details	Being able to distinguish the important details from the less important details means holding the main idea in mind, and understanding how the information fits together.	<ul style="list-style-type: none"> ★ How does the writer organize the information? <ul style="list-style-type: none"> ○ compares/contrasts (same/different) ○ problem/solution (trouble/trouble fixed) ○ cause/ effect (why something happens/what happens) ○ Sequence (puts things in order)
Vocabulary	Knowledge of key words helps students apply background knowledge, express ideas, and learn more about new concepts.	<ul style="list-style-type: none"> ★ Explain or describe the meaning of the word _____. ★ Explain or describe the meaning of a word/idea using text features. ★ Choose 2-3 new words you've learned. Use them when you summarize.
Text Features	Text features are the "text helpers" of informational texts. Important information is shown in photos, graphs, maps, sidebars, etc..	<ul style="list-style-type: none"> ★ What information can you learn from the text features BEFORE you read? ★ How does the information from the text features connect to the main text.

Source: Serravallo, J. (2018) Understanding Texts and Readers. Heinemann: Portsmouth, NH



- Check out www.storylineonline.net (free!) for some picture books. There are some class favorites on the site!
- Then, have a conversation:

Before Reading	During Reading	After Reading
<ul style="list-style-type: none">● What kind of story is this?● How might it go?● Can you make a prediction based on the title?	<ul style="list-style-type: none">● Pause to think and talk about...<ul style="list-style-type: none">-something funny, exciting.-a new word or phrase.-how a character's feeling changes.	<ul style="list-style-type: none">● What was your favorite part?● Let's try to name the important parts of the story in order● What did the character learn?● What can WE learn about life?

