

**Word Work**

**Work**

**Materials**


Name \_\_\_\_\_

# Singular and Plural Pronouns

Directions: Read each sentence.

Replace the underlined noun with a pronoun.

The first one has been done for you.



1. The bunnies are eating grass. They hopped away.
2. My brother likes to ride his bike. \_\_\_\_\_ has a blue bike.
3. Mom likes to plant flowers. \_\_\_\_\_ planted tulips this year.
4. Dad and I like to go hiking. \_\_\_\_\_ hike up the big hills.
5. Jim and Sandy had a picnic. \_\_\_\_\_ ate hot dogs.
6. Mom took me to the party. \_\_\_\_\_ had a lot of fun.
7. The kids had fun looking for eggs. \_\_\_\_\_ found 18 eggs.
8. We had fun playing the game. \_\_\_\_\_ was a fun game.
9. Mom asked Jen and me to help. \_\_\_\_\_ set the table.
10. The bug ate the leaf. \_\_\_\_\_ was hungry.
11. Katie is my best friend. \_\_\_\_\_ is nice and kind.
12. Max found his bone. \_\_\_\_\_ buried it in a hole.
13. The sun was shining too bright. \_\_\_\_\_ made me hot.
14. The chick hatched today! \_\_\_\_\_ is cute and fluffy.
15. My sister and I are best friends. \_\_\_\_\_ love each other.

Name \_\_\_\_\_

3/24

**Rebuild** begins with the prefix **re**. Listen and look for the prefixes **re**, **un**, and **dis** in the rhyme.

Let's dry off the tent  
and rebuild it together.  
I'm not unhappy camping.  
I just dislike the weather.



**Here's a Hint!**

A **prefix** is a word part added to the **beginning** of a root word to change its meaning or make a new word.

**re + tie = retie**



The prefix **re** means "again." **Retie** means "tie again." Use the prefix **re** to write a word for each definition.

Copyright © by William H. Sadlier, Inc. All rights reserved.

<p>1. tie again</p> <p>_____</p> <p>-----</p> <p>_____</p>	<p>2. tell again</p> <p>_____</p> <p>-----</p> <p>_____</p>	<p>3. join again</p> <p>_____</p> <p>-----</p> <p>_____</p>
<p>4. place again</p> <p>_____</p> <p>-----</p> <p>_____</p>	<p>5. load again</p> <p>_____</p> <p>-----</p> <p>_____</p>	<p>6. use again</p> <p>_____</p> <p>-----</p> <p>_____</p>



Add the prefix **re** to each root word and write the new word.

pack      7. Josh had to \_\_\_\_\_ his backpack.

fill      8. Deb had to \_\_\_\_\_ the canteens.

tie      9. We'll leave as soon as I \_\_\_\_\_ my shoe.



The prefix **un** means "not" or "opposite of." **Unhappy** means "not happy." **Unpack** is the opposite of **pack**. Add **un** to the word in **bold** to complete each sentence.

Here's a Hint!

The prefix **un** can be added to the beginning of a root word.

**un** + **happy** = **unhappy**


1. Someone who is not **happy** is \_\_\_\_\_.

2. The opposite of **pack** is \_\_\_\_\_.

3. If something is not **safe**, it's \_\_\_\_\_.

4. The opposite of **roll** is \_\_\_\_\_.

5. If you are not **able** to swim, you are \_\_\_\_\_ to swim.



Add the prefix **un** to each root word and **write** the new word in the sentence. Take turns with a partner **reading** the complete sentences.

safe 6. Without a helmet, skating is \_\_\_\_\_.

able 7. I've looked, but I'm \_\_\_\_\_ to find my helmet.

pack 8. I guess I'll \_\_\_\_\_ my skating gear.

roll 9. I'll \_\_\_\_\_ my sleeping bag and camp out instead.

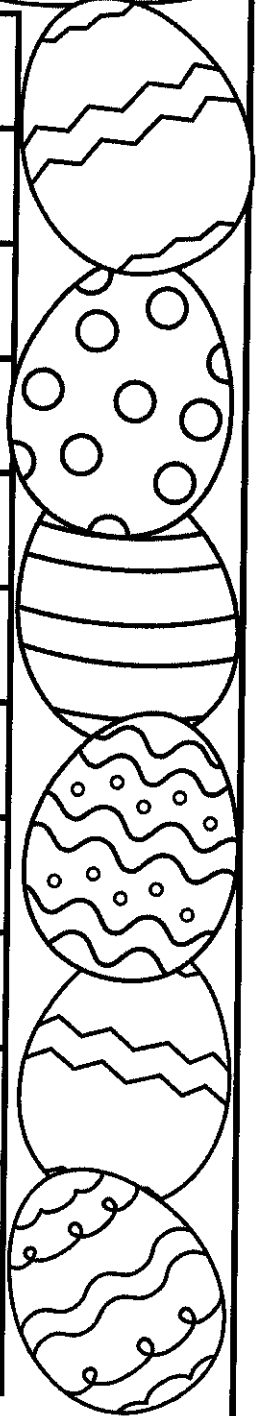
Name \_\_\_\_\_



# Prefixes

Directions: Fill in the correct word using the prefix re, un or dis.

re = again
un = not
dis = not



1. To read again is to
2. Not sure means
3. To not approve means to
4. To do again is to
5. To not trust means to
6. To not like means to
7. To build again is to
8. To play again is to
9. Not fair means
10. To heat again is to
11. Not able means
12. Not likely means



The prefix **dis** means "not" or "opposite of." Use the prefix **dis** to **write** a word for each definition.

**Here's a Hint!**

The prefix **dis** can be added to the beginning of a root word.

**dis** + **honest** = **dishonest**

<p>1. not honest</p> <p>_____</p> <p>_____</p> <p>_____</p>	<p>2. the opposite of <b>agree</b></p> <p>_____</p> <p>_____</p> <p>_____</p>	<p>3. the opposite of <b>obey</b></p> <p>_____</p> <p>_____</p> <p>_____</p>
<p>4. the opposite of <b>like</b></p> <p>_____</p> <p>_____</p> <p>_____</p>	<p>5. not pleased</p> <p>_____</p> <p>_____</p> <p>_____</p>	<p>6. the opposite of <b>appear</b></p> <p>_____</p> <p>_____</p> <p>_____</p>



Add the prefix **dis** so that the word in **bold** print makes sense in each sentence. **Write** the new word.

7. Ed and I are friends even when we **agree**.

\_\_\_\_\_

\_\_\_\_\_

\_\_\_\_\_

8. It is **honest** to tell a lie.

\_\_\_\_\_

\_\_\_\_\_

\_\_\_\_\_

9. Snow **appears** when it gets warm.

\_\_\_\_\_

\_\_\_\_\_

\_\_\_\_\_

**Write on Track**

Write one thing you **like** and one thing you **dislike** about the outdoors.



Add the prefix to the root word to **write** a new word. **Say** the word. **Write** the number of syllables you hear.

1. re + read _____ _____ _____ <input type="checkbox"/>	2. dis + trust _____ _____ _____ <input type="checkbox"/>
3. dis + like _____ _____ _____ <input type="checkbox"/>	4. un + lucky _____ _____ _____ <input type="checkbox"/>
5. un + fair _____ _____ _____ <input type="checkbox"/>	6. re + open _____ _____ _____ <input type="checkbox"/>



Circle the prefix in each word. Answer the question below.

7. unchain	11. rebuild	15. retell
8. reheat	12. dishonest	16. uncover
9. displeased	13. unfold	17. disapprove
10. rewrite	14. disagree	18. unclear

19. How many syllables does each prefix that you circled add to the root word? Circle the best answer.

none

one

two

Name: \_\_\_\_\_ #: \_\_\_\_\_

# Prefix Practice Worksheet

Part One: Write which word is being described.

- 1. To heat before: \_\_\_\_\_
- 2. To not like: \_\_\_\_\_
- 3. To do the opposite of tie: \_\_\_\_\_
- 4. To write again: \_\_\_\_\_
- 5. To pay before: \_\_\_\_\_
- 6. To do the opposite of pack: \_\_\_\_\_
- 7. To use again: \_\_\_\_\_

Part Two: Add a prefix (pre-, re-, un-, dis-) to the base word to create a new word.

- |                |                 |
|----------------|-----------------|
| 8. _____play   | 15. _____read   |
| 9. _____honest | 16. _____true   |
| 10. _____do    | 17. _____use    |
| 11. _____known | 18. _____obey   |
| 12. _____heat  | 19. _____school |
| 13. _____pay   | 20. _____charge |
| 14. _____fund  | 21. _____agree  |

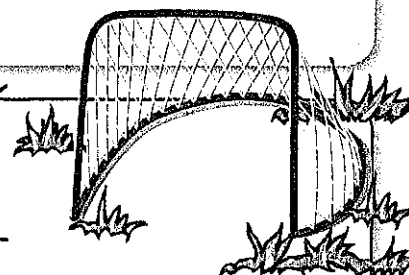


Name \_\_\_\_\_

3/26



Write a word with the prefix **re**, **un**, or **dis** for each clue.  
Read down to find the answer to the question.



1. **join** again \_\_\_\_\_

2. opposite of **tie** \_\_\_\_\_

3. opposite of **trust** \_\_\_\_\_

4. **draw** again \_\_\_\_\_

5. opposite of **load** \_\_\_\_\_

6. opposite of **obey** \_\_\_\_\_

7. not **true** \_\_\_\_\_

8. **fill** again \_\_\_\_\_

9. **use** again \_\_\_\_\_

10. not **able** \_\_\_\_\_

What can you do in the summer sun?

\_\_\_\_\_

Have a lot of \_\_\_\_\_ !



Copyright © by William H. Sadlier, Inc. All rights reserved.



Write the root word for each word.


1. retell _____ ----- _____	2. unpack _____ ----- _____	3. disobey _____ ----- _____
4. untie _____ ----- _____	5. disagree _____ ----- _____	6. recheck _____ ----- _____
7. dishonest _____ ----- _____	8. refill _____ ----- _____	9. unbutton _____ ----- _____



Underline the word in parentheses ( ) that makes sense in each sentence.

10. Mom says that my treehouse is (**unable, unsafe**).
11. That (**disagrees, displeases**) Mom.
12. It makes me (**unhappy, unroll**), too.
13. We have to (**reuse, replace**) wood that has rotted.
14. We have to (**repaint, replay**) the whole thing.
15. I (**dislike, disappear**) this sandpaper.
16. I'm (**untied, unable**) to reach the roof.
17. It's (**unclear, unafraid**) how we'll ever finish.
18. I'd better stop complaining and (**refill, rejoin**) Mom at work.


Name \_\_\_\_\_




# Suffixes

Directions: Fill in the correct word using the suffix -ly, -ful or -less

-ly = in a certain way
-ful = full of
-less = without



- Filled with hope means
- Full of fear means
- Without hope means
- Full of color means
- Without help means
- In a way that is kind
- In a way that is clear
- Without a clue is
- Full of beauty
- Full of success means
- Without pain is
- In a way that is quick



Name: \_\_\_\_\_

# Suffix Practice

Directions: Use the root words and suffixes below to create new words.

Root Words			Suffixes		
color	quick	write			
play	cook	read	ed	ly	
kick	commit	help	ful	er	able
eat	swim	excite	ing	ment	

Root Word	Suffix	New Word

Directions: Choose 5 new words and write a complete sentence for each.

1. \_\_\_\_\_  
\_\_\_\_\_
2. \_\_\_\_\_  
\_\_\_\_\_
3. \_\_\_\_\_  
\_\_\_\_\_
4. \_\_\_\_\_  
\_\_\_\_\_
5. \_\_\_\_\_  
\_\_\_\_\_

Directions: Choose 2 new words and draw an illustration to show the meaning.

<p>_____</p> <p><b>new word</b></p>	<p>_____</p> <p><b>new word</b></p>
-------------------------------------	-------------------------------------

Name: \_\_\_\_\_

# Prefix Practice

Directions: Use the prefixes and root words below to create new words.

Prefixes			Root Words		
be	under	dis	heat	happy	side
im		pre	possible	like	ground
un	in	re	read	tie	do

Prefix	Root Word	New Word

Directions: Choose 5 new words and write a complete sentence for each.

1. \_\_\_\_\_

\_\_\_\_\_

2. \_\_\_\_\_

\_\_\_\_\_

3. \_\_\_\_\_

\_\_\_\_\_

4. \_\_\_\_\_

\_\_\_\_\_

5. \_\_\_\_\_

\_\_\_\_\_

Directions: Choose 2 new words and draw an illustration to show the meaning.

\_\_\_\_\_

new word

\_\_\_\_\_

new word

# Prefixes and Suffixes

*Directions:* Circle the best answer for each question.

1. A **suffix** is a word part attached to -
  - a. the beginning of a base word
  - b. the middle of a base word
  - c. the end of a base word
2. What is the meaning of the word **pregame**?
  - a. after the game
  - b. before the game
  - c. without the game
3. What is the meaning of the word **trainer**?
  - a. a person who trains
  - b. before training
  - c. without training
4. A **prefix** is a word part attached to -
  - a. the beginning of a base word
  - b. the middle of a base word
  - c. the end of a base word
5. What is the meaning of the word **harmful**?
  - a. without harm
  - b. full of harm
  - c. a person who harms
6. What is the meaning of the word **reappear**?
  - a. a person who appears
  - b. without appear
  - c. appear again
7. What is the meaning of the word **nonsense**?
  - a. not full of sense
  - b. full of sense
  - c. a person who senses
8. What is the meaning of the word **unfriendly**?
  - a. in a friendly way
  - b. not in a friendly way
  - c. not with friends
9. What is the meaning of the word **fearless**?
  - a. without fear
  - b. with fear
  - c. full of fear
10. What is the meaning of the word **boxes**?
  - a. without boxes
  - b. one box
  - c. more than one box




Name \_\_\_\_\_



















# Long A Vowel Scramble

Directions: The letters are all mixed up!

Unscramble the letters to form a word that has the long a sound.

Write the words below the chick. The first two have been done for you.




		<p><b>Word Bank:</b> pain    play    pay  wait    cave    say  cake    rain    hay  maid    lake    same  gate    lady    hair</p> 		
				
				
				





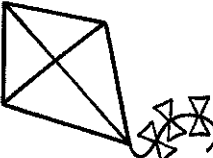


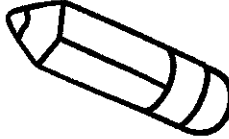




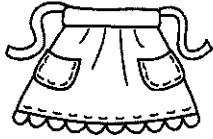





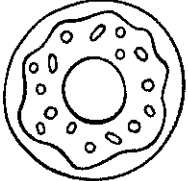

Name \_\_\_\_\_

©Annie Moffatt @ The Moffatt Girls 2015

# Adjectives



Directions: Look at the pictures in the boxes. Write two adjectives that could describe each picture. An example has been done for you.

1. 	2. 	3. 	4. 	5. 
6. 	7. 	8. 	9. 	10. 
11. 	12. 	13. 	14. 	15. 
16. 	17. 	18. 	19. 	20. 

1.	black and tiny	11.	
2.		12.	
3.		13.	
4.		14.	
5.		15.	
6.		16.	
7.		17.	
8.		18.	
9.		19.	
10.		20.	

Name: \_\_\_\_\_

Date: 3/31

# Adverbs: When, Where or How?

Directions: Read the sentences. Circle the adverbs that tell **when**.  
Underline the adverbs that tell **where**. Draw a rectangle around the  
adverbs that tell **how**.

1. Scott's team came in last.

2. The girls played inside.

3. The rain fell gently.

4. He bounced the basketball lightly.

5. The turtle walked slowly up the hill.

6. They played together.

7. We went to the movies yesterday.

8. My mom always reads to me.

9. We went downstairs to eat breakfast.

10. We were late for the movie.

11. Summer vacation starts today!

12. My dog ran ahead of me.

13. We spoke softly in the library.

14. He pets the dog nicely.


15. We ate our lunch outside.

Name \_\_\_\_\_

3/31

©Annie Moffatt @ The Moffatt Girls 2015

# Verbs



Directions: Look at the pictures in the boxes. Write a verb to tell what each person is doing. The first one has been done for you.




1.	juggling	11.	
2.		12.	
3.		13.	
4.		14.	
5.		15.	
6.		16.	
7.		17.	
8.		18.	
9.		19.	
10.		20.	

Name \_\_\_\_\_

3/31

©Annie Moffatt @ The Moffatt Girls 2015



# Idioms: Figures of Speech

Directions: Read the sentences.

Write what you think the underlined phrase (idiom) means. Look at the example

Example: Sally lost her favorite toy. She is feeling down in the dumps.

Meaning: She feels sad, unhappy or discouraged.

Example: After breaking the vase, they knew they were in hot water.

Meaning: \_\_\_\_\_

Example: We are having a surprise. Don't let the cat out of the bag.

Meaning: \_\_\_\_\_

Example: Tom watched TV all day! He was being a couch potato.

Meaning: \_\_\_\_\_

Example: The teacher had a surprise. The students were all ears.

Meaning: \_\_\_\_\_

Example: Ben quickly finished his test. He said it was a piece of cake.

Meaning: \_\_\_\_\_

Example: Ann walked on stage. She had butterflies in her stomach.

Meaning: \_\_\_\_\_

Example: Katie nibbled at her food. Mom thinks she eats like a bird.

Meaning: \_\_\_\_\_

Example: After winning the race, Matt felt on top of the world.

Meaning: \_\_\_\_\_

Example: Vivian couldn't play outside. It was raining cats and dogs.

Meaning: \_\_\_\_\_

Example: The kids went to bed, and mom said to be as quiet as a mouse.

Meaning: \_\_\_\_\_



Name \_\_\_\_\_ 4/1

# Long E Vowel Scramble

Directions: The letters are all mixed up!


Unscramble the letters to form a word that has the long e sound.

Write the words below the basket. The first two have been done for you.



hepse


sheep




eta

eat


## Word Bank:




tree    feed    key  
seal    sea    deep  
bee    weed    leaf  
seat    clean    meal  
meat    read    feet




ebe



lecan




tsea




eped



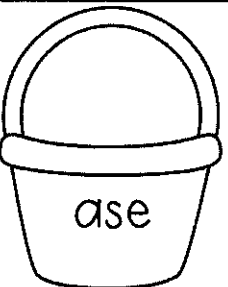
lefa



defe




lsea



ase



dera



lmea



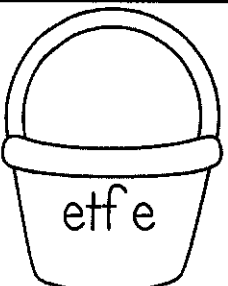
eewd




erte



yek




etfe



tmea

Name \_\_\_\_\_ 4/1


# Long i Vowel Scramble



Directions: The letters are all mixed up!


Unscramble the letters to form a word that has the long i sound.

Write the words below the pot. The first two have been done for you.



inle


line




eip

pie

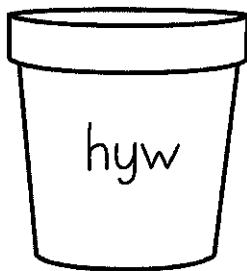
## Word Bank:




cry      right      try  
like      tie      wide  
my      nine      mine  
dive      light      lime  
hike      why      fly




ym




hyw



iedv



nime



iet




lmie




tligh



kihe




rty




kiel




nnie




lfy



ighrt



dwie



rcy

Name \_\_\_\_\_ 4/2

# Long O Vowel Scramble



Directions: The letters are all mixed up!

Unscramble the letters to form a word that has the long o sound.

Write the words below the cloud. The first two have been done for you.

rocw  
crow

toa  
oat

## Word Bank:



- froze
- cone
- low
- coat
- grow
- load
- robe
- hose
- road
- hope
- show
- float
- rose
- joke
- soap

sohe  
\_\_\_\_\_

oard  
\_\_\_\_\_

sopa  
\_\_\_\_\_

rsoe  
\_\_\_\_\_

tcoa  
\_\_\_\_\_

fzore  
\_\_\_\_\_

broe  
\_\_\_\_\_

kjoe  
\_\_\_\_\_

oaf/t  
\_\_\_\_\_

rgwo  
\_\_\_\_\_

wlo  
\_\_\_\_\_

noce  
\_\_\_\_\_

pohe  
\_\_\_\_\_

dola  
\_\_\_\_\_

oshw  
\_\_\_\_\_



Name \_\_\_\_\_ 4/2

# Long U Vowel Scramble



Directions: The letters are all mixed up!

Unscramble the letters to form a word that has the long u sound.

Write the words below the sign. The first two have been done for you.


\_\_\_\_\_

cube

\_\_\_\_\_

few

## Word Bank:



- tuba
- mute
- glue
- huge
- mule
- new
- tune
- flute
- dew
- cute
- stew
- tube
- use
- rule
- juice

\_\_\_\_\_

\_\_\_\_\_

\_\_\_\_\_

\_\_\_\_\_

\_\_\_\_\_

\_\_\_\_\_

\_\_\_\_\_

\_\_\_\_\_

\_\_\_\_\_

\_\_\_\_\_

\_\_\_\_\_

\_\_\_\_\_

\_\_\_\_\_


\_\_\_\_\_

\_\_\_\_\_

Name \_\_\_\_\_

**Bag** and **sack** are synonyms. Listen and look for synonyms in the rhyme.

Let's run quickly,  
in a bag or a sack.  
We'll go very fast,  
on a path or a track.



**Here's a Hint!**  
Synonyms are words that have the same or nearly the same meaning.



**Fast** and **quick** are synonyms. Find and write a synonym for each word.

bag      begin      fast      home      jog      large

1. quick _____ ----- _____	2. run _____ ----- _____	3. start _____ ----- _____
4. big _____ ----- _____	5. sack _____ ----- _____	6. house _____ ----- _____



Draw a line from each word in the first column to its synonym in the second column.

7. jump ●	● happy	13. cry ●	● weep
8. rush ●	● leap	14. sound ●	● high
9. glad ●	● hurry	15. tall ●	● noise
10. boat ●	● kind	16. wet ●	● yell
11. nice ●	● close	17. sick ●	● ill
12. near ●	● ship	18. shout ●	● damp



Circle the word in each list that means the same or nearly the same as the word in **bold** print.

<p>1. <b>home</b> door house car work</p>	<p>2. <b>below</b> over in under out</p>	<p>3. <b>leave</b> stay here go slow</p>	<p>4. <b>pail</b> bucket spoon water sink</p>
---	--	--	---



Write the word from the box that is a synonym for the word in **bold** print.

hike                      little                      pal                      tapped                      trail

5. My **friend** Goldie likes to be outdoors.

\_\_\_\_\_

-----

\_\_\_\_\_

6. One day Goldie went for a **walk**.

\_\_\_\_\_

-----

\_\_\_\_\_

7. She decided to explore a new **path**.

\_\_\_\_\_

-----

\_\_\_\_\_

8. She followed the path to a **small** house.

\_\_\_\_\_

-----

\_\_\_\_\_

9. Goldie **knocked** on the door.

\_\_\_\_\_

-----

\_\_\_\_\_

Write on Track



Was anyone home? Finish the story. In your sentences, you might use synonyms for the words **big** and **small**.



Name \_\_\_\_\_ 4/6

**High** and **low** are antonyms. Listen and look for antonyms in the rhyme.

High, low, fast, slow,  
over the ocean,  
under the sea, hurry up.  
Come jump with me.



**Here's a Hint!**

Antonyms are words that have the opposite or nearly the opposite meaning.



**Hot** and **cold** are antonyms. Find and write an antonym for each word.

asleep      open      big      smile      float      stop      hot      under      left

1. cold _____ ----- _____	2. awake _____ ----- _____	3. right _____ ----- _____
4. go _____ ----- _____	5. little _____ ----- _____	6. over _____ ----- _____
7. frown _____ ----- _____	8. sink _____ ----- _____	9. close _____ ----- _____

Copyright © by William H. Sadlier, Inc. All rights reserved.



Circle the word in each list that means the opposite of the word in **bold** print.


10. <b>happy</b> good glad sad	11. <b>clean</b> water wash dirty	12. <b>lost</b> gone found under	13. <b>front</b> back door top
---	--	---	---



Read about Cam. Work with a partner to write a story about her friend Mac. Tell how he is the opposite of Cam. Replace each word in bold print with an antonym.

Cam is a **tall girl**. She sits in the **last** row of **her** class. She has **long** hair and freckles. She **always** wears glasses. When **she** writes, **she** uses **her right** hand.

Cam likes **winter** sports. She enjoys skating. Even on the **coldest** days, you'll find Cam outdoors.




Handwriting practice lines consisting of solid top and bottom lines with a dashed middle line.



Name \_\_\_\_\_

**Heard** and **herd** are homonyms. **Listen** and **look** for homonyms in the rhyme.

I heard a herd of skunks.  
I heard them, I insist!  
Though mist hid them from view,  
my nose knows what I missed.



**Here's a Hint!**  
Homonyms are words that sound the same, but have different spellings and meanings.




**Sail** and **sale** are homonyms. **Find** and **write** a homonym for each word.

ate                  for                  not                  sail                  sun                  to

1.                  sale _____ ----- _____	2.                  eight _____ ----- _____	3.                  knot _____ ----- _____
4.                  four _____ ----- _____	5.                  son _____ ----- _____	6.                  two _____ ----- _____



**Cross out** the word that does not make sense in each sentence. **Find** and **write** a homonym from above.



7. I eight breakfast early in the morning.

\_\_\_\_\_  
-----  
\_\_\_\_\_

8. Then I decided to go four a walk.

\_\_\_\_\_  
-----  
\_\_\_\_\_

9. The son was shining brightly.

\_\_\_\_\_  
-----  
\_\_\_\_\_

10. It was a great day two be outdoors.

\_\_\_\_\_  
-----  
\_\_\_\_\_

# Homonyms



Circle two words in each box that sound the same, but have different spellings and meanings.

1. tale tall tail tell	2. ride right write white	3. reed road ride rode
4. knot note night knight	5. dear deep deer deal	6. weed weak week wood



Circle and write the word that completes each sentence. Compare answers with a partner.

7. Lashanda and I \_\_\_\_\_ little toy boats.      made    maid
8. Mine was red and hers was \_\_\_\_\_.      blew    blue
9. We put paper \_\_\_\_\_ on the top.      sales    sails
10. We put our boats in the \_\_\_\_\_.      creek    creak
11. We decided to race \_\_\_\_\_ boats.      hour    our
12. The wind \_\_\_\_\_ the sails.      blew    blue
13. Lashanda and \_\_\_\_\_ clapped.      eye    I
14. Lashanda \_\_\_\_\_ the race.      one    won



Name: \_\_\_\_\_

Date: 4/7




# Homophones Crossword Puzzle I

Directions: Use the words in the word bank to complete the crossword puzzle.

pair	knight	male	right	cent	bury
pear	night	mail	write	sent	berry


### Across:

- 2. letters and packages
- 3. a sweet fruit that grows on a tree
- 5. to hide in the ground
- 6. to form letters or numbers on paper
- 8. a soldier who fought while riding a horse
- 10. an amount of money



### Down:

- 1. the opposite of a female
- 3. two things that are the same
- 4. to be correct
- 5. a small fruit with seeds
- 7. the opposite of day
- 9. the past tense of send






Name \_\_\_\_\_


4/8

# Homophones

Directions: Look at each picture. Write the correct word from the word bank. Fill in the correct words in the sentences below.



ball	ate	blew	flower	knight	pear
bawl	eight	blue	flour	night	pair



- The \_\_\_\_\_ went riding at \_\_\_\_\_.  
night  
knight
- I \_\_\_\_\_ pieces of pizza.  
ate  
eight
- The wind \_\_\_\_\_ the \_\_\_\_\_ kite.  
blue  
blew
- I dropped a \_\_\_\_\_ on my new \_\_\_\_\_ of shoes.  
pair  
pear
- The baby will \_\_\_\_\_ unless we give her the \_\_\_\_\_.  
bawl  
ball
- Don't put \_\_\_\_\_ petals in the \_\_\_\_\_ for bread.  
flour  
flower