



## **Hi Facing History School Community!**

As we begin our online/digital/remote learning plan, here is a quick guide for using our Google Suite Hangouts.

### **Terms to Know\***

**Google Hangout Meet** - video conferencing for teacher and staff office hours

**Google Hangout Chat** - instant messaging

**Google Hangout Call** - for phone calls

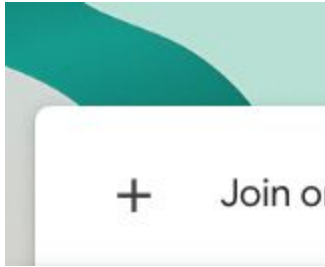
*\*yes, these are all APPs! Add to your phones!*

**Remember, these will only work with your FHS email account.**



## To Join a Hangout Meet

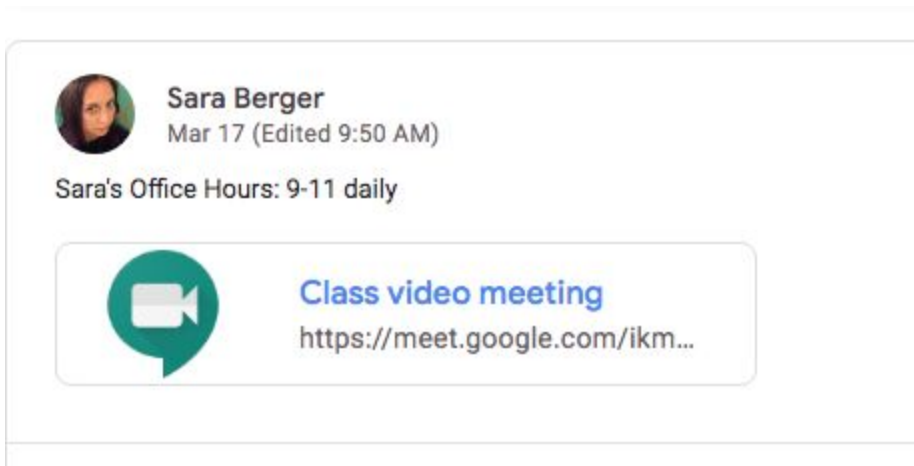
- 1.) Click on the URL link sent/shared with you. This can be from:
  - a.) Hangouts.google.com




- b.) Google Calendar (link sent to your FHS Gmail)



- c.) Google Classroom



- 2.) Click Join
- 3.) Allow the hangout to access to you by hovering on the bottom of the screen:
  - a.) Microphone (so we can hear you)
  - b.) Camera (so we can see you)



Everything can also be accessed through your FHS email page.

