


First Grade Spring Break Packet




Name: _____

Parent Signature: _____

Due: April 9, 2018

How To Plan A Birthday Party!



By: _____

Create and decorate your invitation!

Using a separate sheet of paper, create and decorate your party invitation. Your invitation should include the following...

You're invited to _____ birthday party!

Where: _____

When: _____

Starting Time: _____

Ending Time: _____

Gifts I would like: _____



SUPPLIES!

Circle 8 items that you want to buy for your party. You will show your work on the next page. For example I will buy candles and pizza... $4+10=14$

Chocolate birthday cake \$10

Vanilla birthday cake \$12

Cupcakes \$8

Ice cream \$5

Balloons \$4

Party hats \$2

Candles \$4

Big party bags \$7

Small party bags \$9


Juice \$5


Pizza \$10

Party banner \$3

Pinata \$12


Musical chairs \$15





Guest List


Who will you invite to your party?




Next,

First,

Plan out your event!



Party Photo Album
SAY CHEESE!!!



Write about 2 of your favorite party moments!
Would you plan another party? Why or why not?



For Teacher Use Only

Math Strategies	Sequencing/topic			
	Student was able to use addition equations within 20.	4	Student effectively solved addition equations within 20.	Student was able to use transition words in their writing.
	Student was proficient with solving addition equations within 20.	3	Student was proficient with solving addition equations within 20.	Student was proficient with using transition words in their writing.
	Student had some difficulty with solving addition equations within 20.	2	Student struggled with using transition words in their writing.	Student struggled with using transition words in their writing.
	Student was unable to solve addition equations within 20.	1	Student was unable to solve addition equations within 20.	Student was unable to use transition words in their writing.