

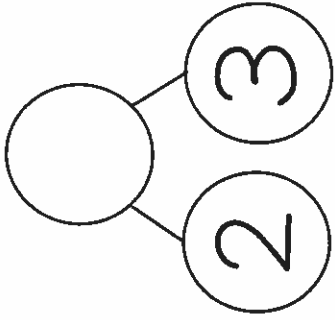
# WINTER BREAK

Kindergarten Vacation Packet

Due: January 2<sup>nd</sup>, 2020

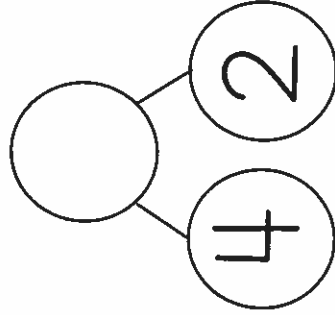
Name: \_\_\_\_\_

Name \_\_\_\_\_



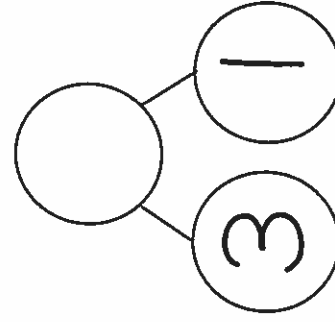
$2+3=$  \_\_\_\_\_

$3+2=$  \_\_\_\_\_



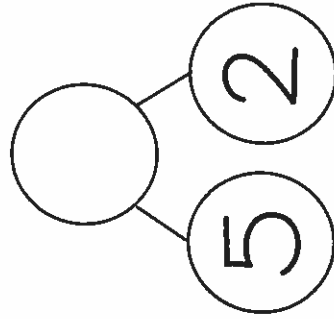
$4+2=$  \_\_\_\_\_

$2+4=$  \_\_\_\_\_



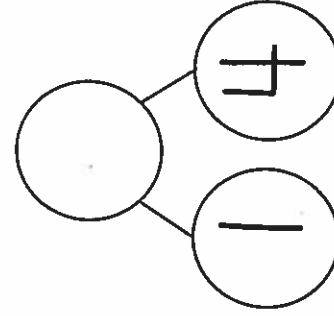
$3+1=$  \_\_\_\_\_

$1+3=$  \_\_\_\_\_



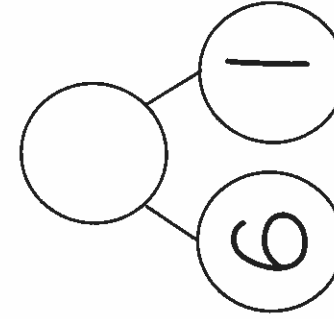
$5+2=$  \_\_\_\_\_

$2+5=$  \_\_\_\_\_



$1+4=$  \_\_\_\_\_

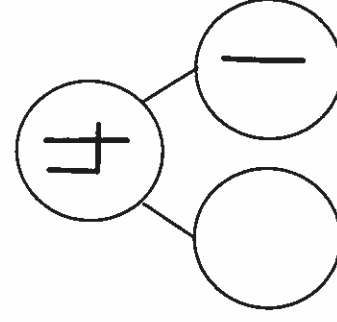
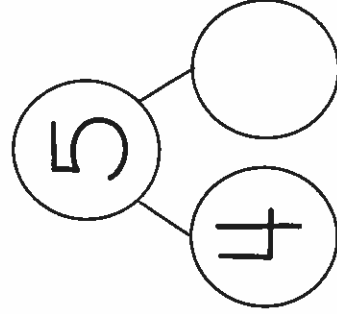
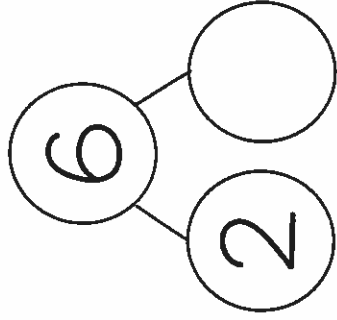
$4+1=$  \_\_\_\_\_



$6+1=$  \_\_\_\_\_

$1+6=$  \_\_\_\_\_

Name \_\_\_\_\_



$$2 + \underline{\quad} = 6$$

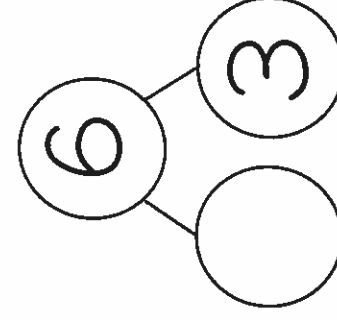
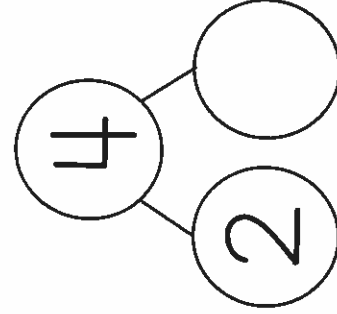
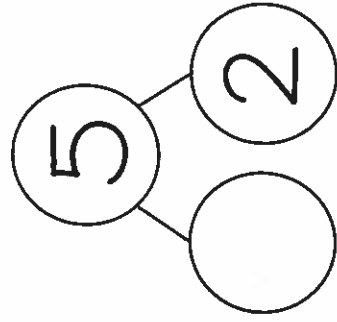
$$4 + \underline{\quad} = 5$$

$$\underline{\quad} + 1 = 4$$

$$\underline{\quad} + 2 = 6$$

$$\underline{\quad} + 4 = 5$$

$$1 + \underline{\quad} = 4$$



$$\underline{\quad} + 2 = 5$$

$$2 + \underline{\quad} = 4$$

$$\underline{\quad} + 3 = 6$$

$$2 + \underline{\quad} = 5$$

$$\underline{\quad} + 2 = 4$$

$$3 + \underline{\quad} = 6$$

Jacob wanted to learn to ride his bike.  
He practiced in his yard all the time.  
Jacob kept falling down, but he always  
got back up. One day he finally got it.  
He was so excited! Jacob  
couldn't wait to ride every day.



Characters

Setting



### Let's Predict!

A prediction is when you  
make a guess about what  
will happen.

What do you think Jacob will do after school  
every day?

---

---

---



Draw a picture to show what happens in the beginning, middle, and end of the story.

Beginning	Middle	End
-----------	--------	-----



## Vocabulary

### Focus

Circle the word that means the same as **excited**.

upset

happy

mean



### Text to Self Connection

What is something you want to learn how to do?

---

---

---

---



Kate loved to brush her teeth. She had a purple toothbrush and bubblegum toothpaste. Kate brushed her teeth every morning and every night. She always had very clean teeth.



Who is the main character and what does she like to do?

\_\_\_\_\_



## Cause and Effect

Write the effect to match the cause from the story.

Cause: Kate brushed her teeth every morning and night.

Effect: \_\_\_\_\_  
\_\_\_\_\_  
\_\_\_\_\_



Main Idea

Detail

Detail

Detail



Vocabulary

Focus

List things you do every day.



Text-to-Self Connection


When do you brush your teeth?

---

---


---

---

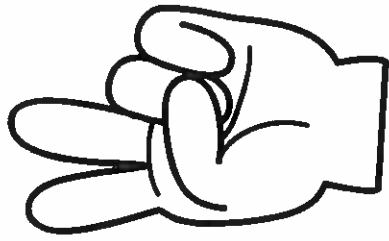


Name \_\_\_\_\_


Write doubles equations to match the hands.




$$\square + \square = \square$$



$$\square + \square = \square$$




$$\square + \square = \square$$




$$\square + \square = \square$$




$$\square + \square = \square$$



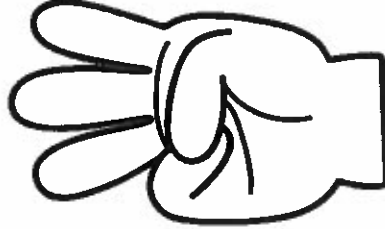
$$\square + \square = \square$$




$$\square + \square = \square$$




$$\square + \square = \square$$



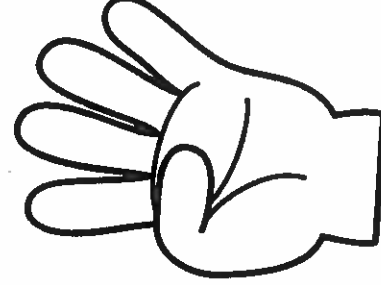
$$\square + \square = \square$$



$$\square + \square = \square$$



$$\square + \square = \square$$



$$\square + \square = \square$$



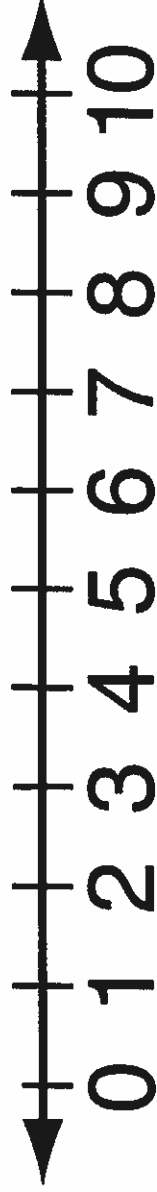
# Frosty's Buttons



Jack put 3 buttons on Frosty. Ben put 3 more buttons on Frosty. How many buttons are on Frosty in all?

My Picture:

My Number Line:



My Equation:

$$\underline{\quad} + \underline{\quad} = \underline{\quad}$$


My Answer:



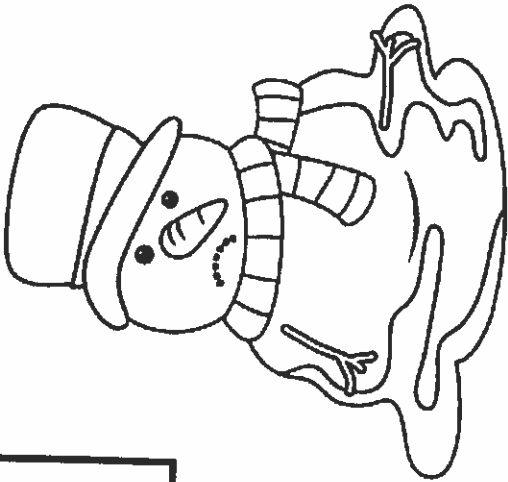

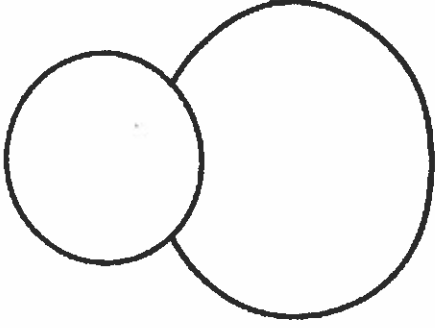

           buttons

Name \_\_\_\_\_

# Snowman Sequencing

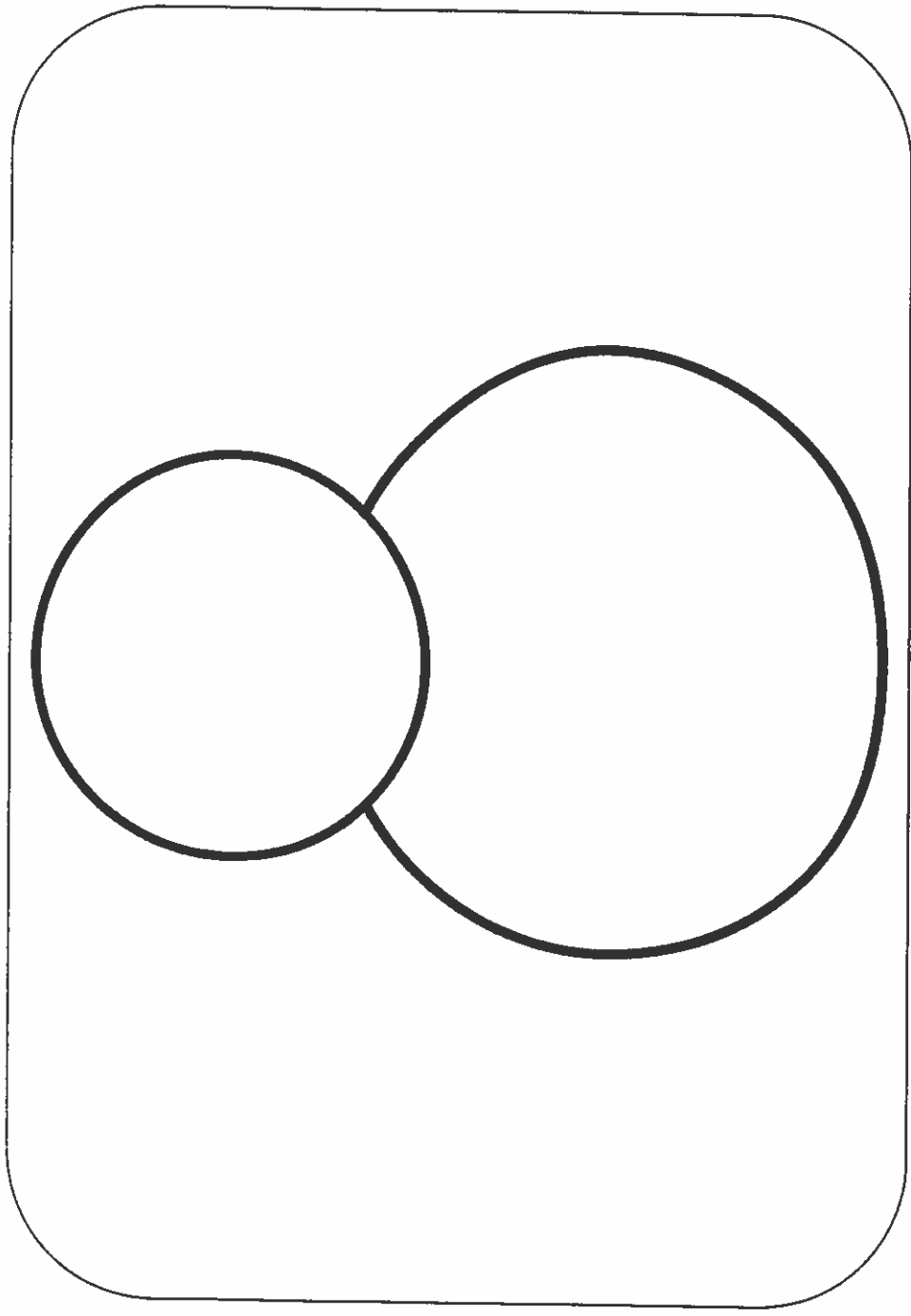
Directions: Order the pictures 1, 2, 3, 4, 5 and 6.



Name: \_\_\_\_\_

Directions Finish the snowman, then use the lines below to write about your snowman



Handwriting practice lines consisting of a solid top line, a dashed middle line, and a solid bottom line, repeated multiple times.

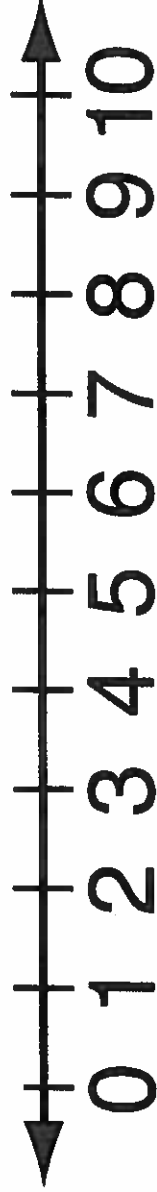
# Frog Splash



One sunny day 4 frogs jumped in the pond. Later that day 2 more frogs jumped into the pond. How many frogs are in the pond all together?

My Picture:

My Number Line:



My Equation:

$$\underline{\quad} + \underline{\quad} = \underline{\quad}$$

My Answer:

         frogs

Nick was scared of storms.

He did not like the loud  
thunder and the bright

lightning. Every time there was a

storm, Nick would sleep in his parent's

bed.



What is the main idea of the story?

---



### Let's Infer!

You make an inference by  
using what you already  
know along with what you  
read in the text to answer  
questions.

Do you think Nick sleeps in his parent's bed  
every night?

---

---

---



### Character

### Analysis



Draw a picture to show how Nick feels when it storms.



### Vocabulary

### Focus

Circle the words that mean the same as scared.

afraid

scared

silly

nervous

happy

terrified



### Text-to-Self Connection

What is something you are scared of? Why?


---

---

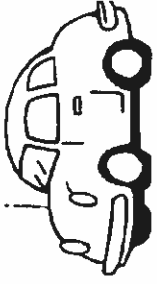
---

---

---



# COUNTING CARS



Kim saw 3 red cars pass by her house. Kim saw 3  
blue cars pass by her house. How many cars did  
Kim see all together?

My Picture:

A large, empty rectangular box with a black border, intended for the student to draw the cars they counted.

My Number Line:




My Equation:

$\underline{\quad} + \underline{\quad} = \underline{\quad}$

My Answer:

$\underline{\quad}$  cars

Chickens are a type of bird. Male chickens are called roosters and females are called hens. Hens lay eggs. Chickens will eat worms, seeds, fruit and many other things.



Write something you learned about chickens.

---


---

---

## Let's Label!

Use the words below to fill in the labels on the chicken.

feathers      feet      beak







Fill in the blanks.

Hens lay \_\_\_\_\_.

Chickens are a type of \_\_\_\_\_.

Male chickens are called \_\_\_\_\_.



# Vocabulary

## Focus

What are other types of birds?

---

---

---



### Text to Self Connection

Would you rather be a hen or a rooster? Why?

---


---

---

---



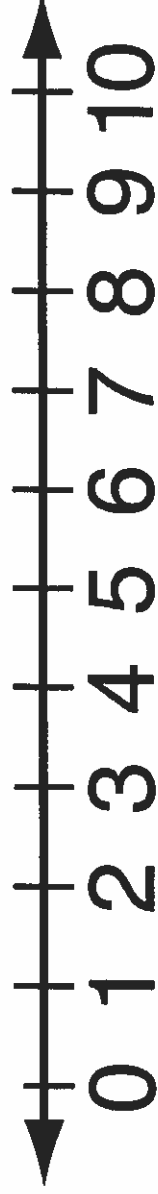
# Tad's Bug Jar



Tad put 5 ladybugs in his bug jar. Tad's sister put 3 more ladybugs in Tad's jar. How many bugs does Tad have in all?

My Picture:

My Number Line:



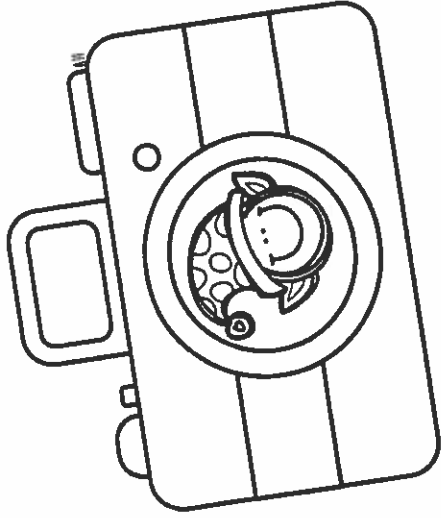
My Equation:

$\underline{\quad} + \underline{\quad} = \underline{\quad}$


My Answer:

$\underline{\quad}$  bugs

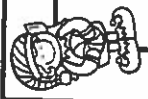
Name \_\_\_\_\_




# Snapshots of Winter Break




where I went...




Who I saw...




What I ate...



What I played...



How I had fun...



Last Day

Name

Where I went:

Who I saw:

What I ate:

What I played:

How I had fun:

Last day: