

# 7th Grade Math Review Packet



Complete by the first day of school





# 7<sup>th</sup> Grade - Summer Math Packet

## Unit: KNOWLEDGE of ALGEBRA, PATTERNS, and FUNCTIONS

**Objective:** Write an algebraic expression to represent unknown quantities.

- A **variable** is a symbol, usually a letter, used to represent a number.
- **Algebraic expressions** are combinations of variables, numbers, and at least one operation.

### Examples:

The sum of 5 and some number is written as:  $5 + n$  because the operation that is associated with the word **sum** is addition.

The difference of a number and three tenths is written as:  $n - .3$  because the operation that is associated with the word **difference** is subtraction.



1.)

a number plus  $\frac{1}{2}$

2.)

a number minus .7

3.)

the difference of twenty-one hundredths and a number

4.)

the sum of a number and forty-six

# 7<sup>th</sup> Grade - Summer Math Packet

Unit: **KNOWLEDGE OF ALGEBRA, PATTERNS, and FUNCTIONS**

Objective: Evaluate an algebraic expression.

HW#1

- A variable is a symbol, usually a letter, used to represent a number.
- Algebraic expressions are combinations of variables, numbers, and at least one operation.
- Multiplication in algebra can be shown as  $4n$  or  $4 \times n$
- The variables in an algebraic expression can be replaced with any number.
- Once the variables have been replaced, you can evaluate, or find the value of, the algebraic expression.

Examples:

Evaluate  $44 + n$  if  $n = 9$        $44 + n$  original expression  
 $44 + 9$  replace the variable with it's value  
 $53$  solution

1.)  Evaluate $150 + n$ if $n = 15$	2.)  Evaluate $12n$ if $n = 9$
3.)  Evaluate $15n + 19$ if $n = \frac{1}{3}$	4.)  Evaluate $30n$ if $n = 2.5$
5.)  Evaluate $24n \div k$ if $n = 6$ and $k = 8$	6.)  Evaluate $nk - 2b + 8$ if $b = 1.5$ , $k = 8$ , and $n = 7$

# 7<sup>th</sup> Grade - Summer Math Packet

**Unit: KNOWLEDGE of ALGEBRA, PATTERNS, and FUNCTIONS**

**Objective:** Evaluate numeric expressions using order of operations.

- A numerical expression is a combination of numbers and operations.
- The Order of Operations tells you which operation to perform first so that everyone gets the same final answer.
- The Order of Operations is: Parentheses, Exponents, Multiplication or Division (left to right), and Addition or Subtraction (left to right.)

**Examples:**

$48 \div (3 + 3) - 2^2$  original expression

$48 \div 6 - 2^2$  simplify the expression inside the parentheses

$48 \div 6 - 4$  calculate  $2^2$

$8 - 4$  divide 48 by 6

$4$  subtract 4 from 8

1.)

$$(8 + 1) \times 12 - 13$$

2.)

$$13 \times 4 - 72 \div 8$$

3.)

$$88 - 16 \times 5 + 2 - 3$$

4.)

$$100 \div 5^2 \times 4^3$$

5.)

$$45 \div 9 - 3 + 2 \times 3$$

6.)

$$(5^2 + 3^3) \times (81 + 9) \div 10$$

## 7<sup>th</sup> Grade - Summer Math Packet

### Unit: KNOWLEDGE of ALGEBRA, PATTERNS, and FUNCTIONS

Objective: Determine the unknown in a linear equation (addition & subtraction).

- Addition equations: Subtract the same number from each side of the equation so that the two sides remain equal.
- Subtraction equations: Add the same number to each side of the equation so that the two sides remain equal.

Examples:

$b + 3 = 6$  original equation  
 $\underline{-3 \quad -3}$  subtract 3 from each side

$b + 0 = 3$  solution  
 $b = 3$  simplify

$b - 8 = 4$  original equation  
 $\underline{+8 \quad +8}$  add 4 to each side

$b + 0 = 12$  solution  
 $b = 12$  simplify

1.)  $g + 5 = 12$	2.)  $s - 12 = 29$
3.)  $m + 3.5 = 10.5$	4.)  $k - 5.5 = 8.5$
5.)  $w + 6.25 = 22$	6.)  $g - 3.75 = 49.75$

## 7<sup>th</sup> Grade - Summer Math Packet

### Unit: KNOWLEDGE of ALGEBRA, PATTERNS, and FUNCTIONS

**Objective:** Determine the unknown in a linear equation (multiplication & division).

- In a **multiplication equation**, the number by which a variable is multiplied is called the **coefficient**. In the multiplication equation  $2x = 8$ , the coefficient is 2.
- **Multiplication equations:** Divide both sides by the coefficient so that the two sides remain equal.
- In a **division equation**, the number by which the variable is divided is called the **divisor**. In the division equation  $\frac{x}{4} = 2$ , 4 is the divisor.
- **Division equations:** Multiply both sides of the equation by the divisor so that the two sides remain equal.

**Examples:**

$4b = 16$	$\frac{m}{6} = 11$	$\frac{n}{7} = 5.55$	original equation
$4 = 4$	$6 \times \frac{m}{6} = 11 \times 6$	$13 = 13$	multiply each side by 6
$b = 4$	$1m = 66$		solution
	$m = 66$		simplify

<p>1.)</p> <p style="text-align: center;"><math>7x = 63</math></p>	<p>2.)</p> <p style="text-align: center;"><math>\frac{k}{9} = 8</math></p>
<p>3.)</p> <p style="text-align: center;"><math>5b = 3.55</math></p>	<p>4.)</p> <p style="text-align: center;"><math>\frac{n}{7} = 5.55</math></p>
<p>5.)</p> <p style="text-align: center;"><math>12m = 84.72</math></p>	<p>6.)</p> <p style="text-align: center;"><math>\frac{p}{13} = 2.67</math></p>

# 7th Grade - Summer Math Packet

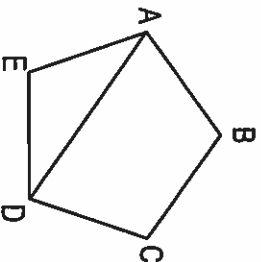
## Unit: KNOWLEDGE of GEOMETRY

Objective: Identify and describe diagonal line segments.

- A line segment connecting two vertices of a polygon is either a side or a diagonal.



Examples:

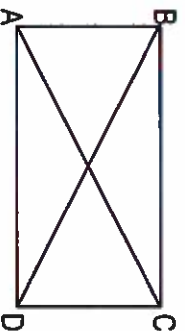


$\overline{AE}$  is a side of polygon  $ABCDE$

$\overline{AD}$  is a diagonal of polygon  $ABCDE$

1.)

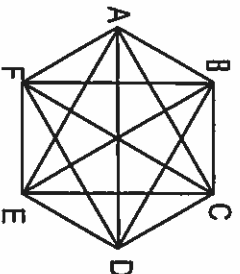
Is  $\overline{AB}$  a diagonal of polygon  $ABCD$ ?



YES NO

2.)


Circle all of the diagonals of polygon  $ABCDEF$ .



- $\overline{AB}$   $\overline{AC}$   $\overline{AD}$   $\overline{AE}$   $\overline{AF}$   
 $\overline{BA}$   $\overline{BC}$   $\overline{BD}$   $\overline{BE}$   $\overline{BF}$   
 $\overline{CA}$   $\overline{CB}$   $\overline{CD}$   $\overline{CE}$   $\overline{CF}$   
 $\overline{DA}$   $\overline{DB}$   $\overline{DC}$   $\overline{DE}$   $\overline{DF}$   
 $\overline{EA}$   $\overline{EB}$   $\overline{EC}$   $\overline{ED}$   $\overline{EF}$   
 $\overline{FA}$   $\overline{FB}$   $\overline{FC}$   $\overline{FD}$   $\overline{FE}$

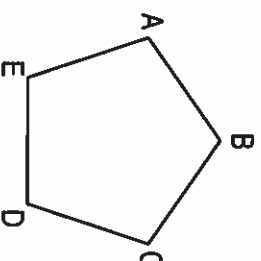
3.)

Name one diagonal of polygon  $WXYZ$



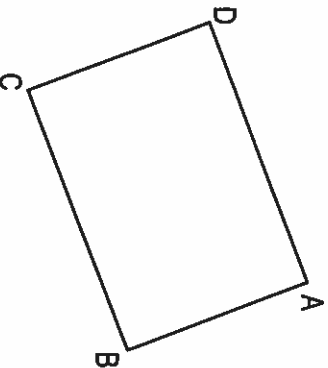
4.)

Name all of the diagonals polygon  $ABCDE$



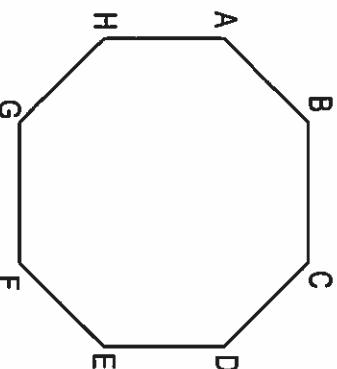
5.)

Draw one diagonal on polygon  $KLMN$



6.)

Draw all of the diagonals of polygon  $ABCDEFGH$





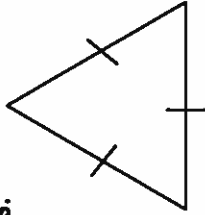
# 7<sup>th</sup> Grade - Summer Math Packet

## Unit: KNOWLEDGE of GEOMETRY

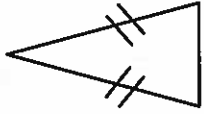
**Objective:** Compare or classify triangles as scalene, equilateral, or isosceles.

Triangles are polygons that have **three sides**, **three vertices**, and **three angles**.  
**Triangles can be classified by the number of congruent sides**, which are sides of equal length.  
 The same markings on the sides of a triangle show that the sides are **congruent**.

**Examples:**



Equilateral triangle  
Three congruent sides



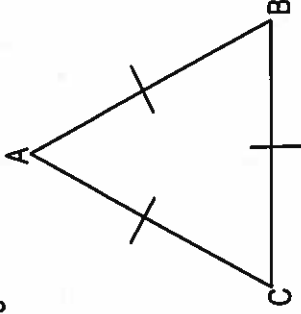
isosceles triangle  
Two congruent



Scalene triangle  
No congruent sides



1.) Shown is Equilateral triangle *ABC*.



$$\overline{AB} = 6 \text{ cm.}$$

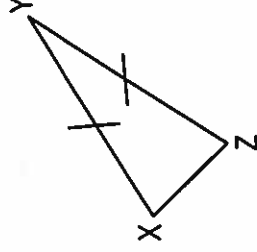
$$\overline{BC} = \underline{\hspace{2cm}}$$

$$\overline{CA} = \underline{\hspace{2cm}}$$

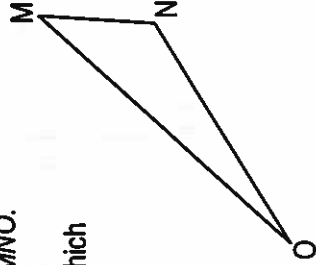
2.) Shown is isosceles triangle *XYZ*.

$$\overline{XY} = 5 \text{ in.}$$

What must be the length of side *YZ*?



3.) Shown is Scalene triangle *MNO*.



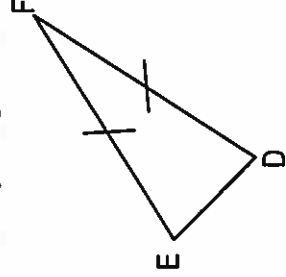
Circle the set of numbers which could be the lengths of the three sides.

3 cm, 5 cm, 6 cm

2 cm, 4 cm, 4 cm

2 cm, 2 cm, 2 cm

4.) Classify triangle *DEF*.



Equilateral

Scalene

Isosceles

5.) Draw an Equilateral triangle. Label the vertices. Name the sides and their lengths.

6.) Draw a Scalene triangle. Label the vertices. Name the sides and their lengths.

## 7th Grade - Summer Math Packet



**Unit: KNOWLEDGE of GEOMETRY**

**Objective:** Compare or classify triangles as equiangular, obtuse, acute, or right.

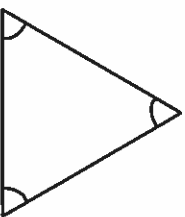
Triangles are polygons that have three sides, three vertices, and **three angles**.

Triangles can be **classified according to their angles**.

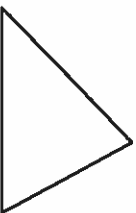
All triangles have at least 2 acute angles. **Acute, Right, and Obtuse triangles are classified according to their third angle.**

The same markings on the angles of a triangle show that the angles are **congruent**.

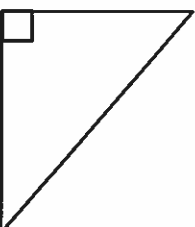
**Examples:**



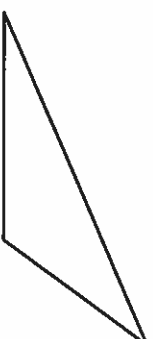
Equiangular triangle  
Three congruent angles



Acute triangle  
Three acute angles

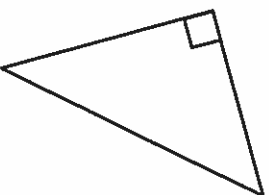


Right triangle  
One right angle



Obtuse triangle  
One obtuse angle

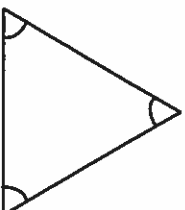
1.)



What type of triangle is this?  
Circle the correct answer:

Equiangular  
Acute  
Right  
Obtuse

2.)



What type of triangle is this?  
Circle the correct answer:

Equiangular  
Acute  
Right  
Obtuse

3.) What type of triangle is this?

Circle the correct answer:

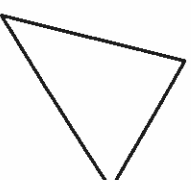
Equiangular  
Acute  
Right  
Obtuse



4.) What type of triangle is this?

Circle the correct answer:

Equiangular  
Acute  
Right  
Obtuse



5.) Melissa needs to draw some triangles as part of her Geometry homework. She confuses acute and obtuse triangles. Which triangle should have one angle that is greater than 90°? Why?

6.) Jack and his dad are building a triangular pen for Jack's new puppy, a Jack Russell Terrier. Jack's dad wants to make the project as easy as possible. Which type of triangle should they use as a model? Why?

# 7<sup>th</sup> Grade - Summer Math Packet

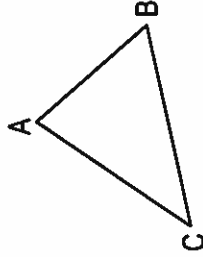
## Unit: KNOWLEDGE of GEOMETRY



**Objective:** Use the concept of the sum of angles in any triangle is  $180^\circ$  to determine the third angle measure of a triangle given two angle measures without a diagram.

Triangles are polygons that have three sides, three vertices, and **three angles**.  
The sum of the measures of the angles of a triangle is  $180^\circ$ .

**Examples:**



Angle A =  $65^\circ$   
Angle B =  $60^\circ$   
Angle C = ?

$$180 - 65 - 60 = 55 \quad \text{Angle C} = 55^\circ$$

1.) Given triangle XYZ:

Angle X =  $90^\circ$

Angle Y =  $45^\circ$

Angle Z = \_\_\_\_\_ $^\circ$

2.) Given triangle MNO:

Angle M =  $15^\circ$

Angle N = \_\_\_\_\_ $^\circ$

Angle O =  $135^\circ$

3.) Given right triangle ABC:

Angle A is the right angle

Angle B =  $55^\circ$

Angle C = \_\_\_\_\_ $^\circ$

4.) Given equiangular triangle FGH:

What is the measure of ...

Angle F? \_\_\_\_\_ $^\circ$

Angle G? \_\_\_\_\_ $^\circ$

Angle H? \_\_\_\_\_ $^\circ$

5.) Given triangle JKL:

Angle J =  $120^\circ$

Angle K =  $50^\circ$

Angle L =  $20^\circ$

Is this possible? Explain why or why not using math.

6.) Teri is making a scrapbook page of her trip to the art exhibit, "Geometry in Your World." She wants to use a large triangle as her background focus. She draws a triangle with the first two angle measures of  $100^\circ$  and  $25^\circ$ .

What is the angle measure of the third angle? \_\_\_\_\_ $^\circ$

Please show your work:

# 7th Grade - Summer Math Packet



## Unit: KNOWLEDGE of GEOMETRY

**Objective:** Identify and describe the parts of a circle (circumference, radius, or diameter).

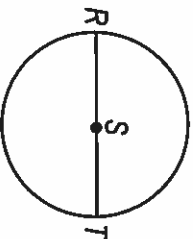
A circle is a set of points equidistant from a given point.

The radius is a line segment that has one endpoint at the center and the other endpoint on the circle.

The diameter is a line segment that passes through the center of the circle and has both endpoints on the circle.

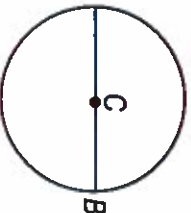
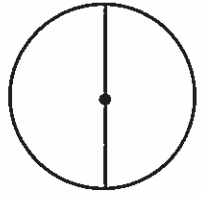
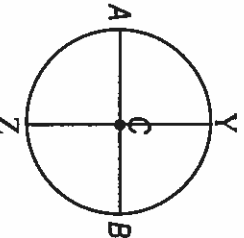
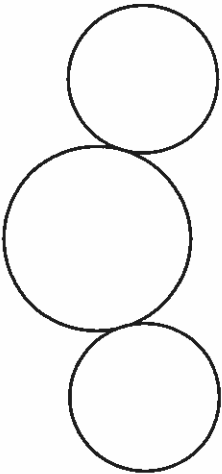
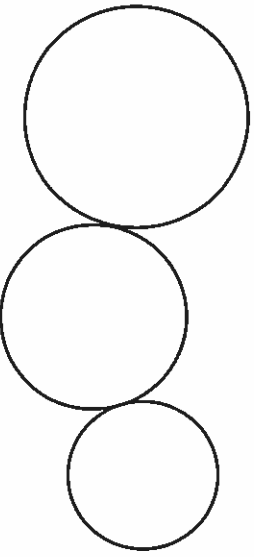
The circumference of a circle is the distance around the circle.

**Examples:**



$\overline{SR}$  is a radius of the circle.  $\overline{ST}$  is also a radius of the circle.  
 $\overline{RT}$  is the diameter of the circle.

The circumference of the circle is the distance around the circle from point R to point R.

<p>1.)</p> <p>Name a radius: _____</p> <p>Name the diameter: _____</p> <p>To measure the circumference of the circle, you could start at point _____ or point _____.</p> 	<p>2.)</p> <p>Label radius <math>\overline{WV}</math>.</p> <p>Label radius <math>\overline{WX}</math>.</p> <p>Name the diameter: _____</p> 
<p>3.) Draw a circle.            Draw a center point and label it H.            Draw the diameter <math>\overline{FG}</math>.</p> <p>Name the two radii: _____ and _____</p>	<p>4.)</p> <p>Name all of the radii: _____</p> <p>Name all of the diameters: _____</p> 
<p>5.) Draw and label a diameter in each circle.            Draw and label 2 radii in each circle.</p> 	<p>6.) Draw and label a diameter in each circle.            Draw and label 2 radii in each circle.</p> 

# 7<sup>th</sup> Grade - Summer Math Packet



## Unit: KNOWLEDGE of GEOMETRY

**Objective:** Identify and compare the relationship between the parts of a circle using radius, diameter, and circumference ( $\pi = 3.14$ ).

The radius of a circle is  $\frac{1}{2}$  the length of the diameter.  $r = \frac{1}{2}d$   
 The diameter of a circle is 2 times the length of the radius.  $d = 2r$   
 The circumference of a circle is found by multiplying the diameter by pi (3.14).  $C = \pi d$   
 The circumference of a circle can also be found by multiplying 2 times the radius by pi (3.14).  $C = 2\pi r$

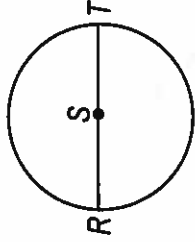
### Examples:

diameter  $\overline{RT} = 4$  cm    radius  $\overline{ST} = \frac{1}{2} \times 4\text{cm} = 2\text{cm}$

radius  $\overline{SR} = 2$  cm    diameter  $\overline{RT} = 2 \times 2\text{cm} = 4$  cm

$C = \pi d$      $C = 3.14 \times 4\text{cm}$      $C = 12.56\text{cm}$

$C = 2\pi r$      $C = 2 \times 3.14 \times 2\text{cm}$      $C = 6.28 \times 2\text{cm}$      $C = 12.56\text{cm}$



1.) Given a circle with a radius of 7 cm:

Determine the diameter: \_\_\_\_\_

Determine the circumference: \_\_\_\_\_

2.) Give a circle with a diameter of 18 inches:

Determine the radius: \_\_\_\_\_

Determine the circumference: \_\_\_\_\_

3.) Draw a line from each part of a circle to it's measurement:

31.4 cm

radius

5 cm

diameter

10 cm

circumference

4.) Fill in the blanks:

The \_\_\_\_\_ is twice the length of the \_\_\_\_\_.

The \_\_\_\_\_ is 3.14 times the \_\_\_\_\_.

The \_\_\_\_\_ is half the length of the \_\_\_\_\_.

5.) Esteban is helping his mom make a circular flower bed. The diameter of the flower bed is 12 feet. How much fencing will they need to buy for the circumference of the flower bed? Please show your work.

6.) Penelope is painting huge circles on her bedroom walls! She wants one of the circles to be  $\frac{1}{2}$  purple and  $\frac{1}{2}$  yellow. The diameter of the circle is 121 inches. She tells her dad to measure 61 inches from the edge of the circle to find the middle of the circle. Is this correct? Please explain your answer with math. ☺

# 7th Grade - Summer Math Packet

## Unit: KNOWLEDGE of GEOMETRY

**Objective:** Identify, or describe angle relationships using perpendicular bisectors or angle bisectors.



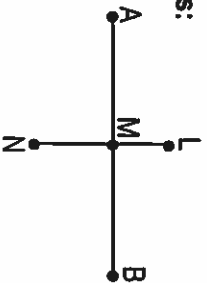
To bisect something means to separate it into two equal parts.

When a line segment is bisected with a perpendicular line segment, you have two line segments that are congruent (or equal in length.)

The original line segment and the perpendicular line segment meet at right ( $90^\circ$ ) angles.

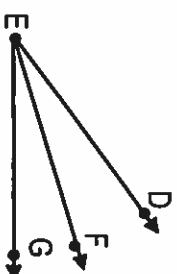
When an angle is bisected, the resulting two angles are congruent.

Examples:

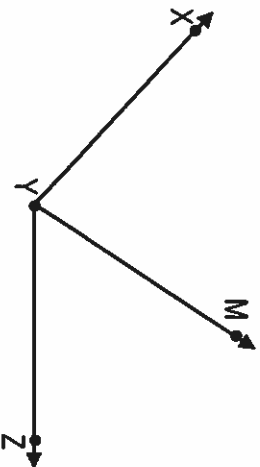


Line segment  $\overline{LN}$  is the perpendicular bisector of line segment  $\overline{AB}$ , so line segment  $\overline{AM}$  is congruent to line segment  $\overline{MB}$ . Angle  $\angle LMB$  is  $90^\circ$ .

Ray  $\overline{EF}$  is the bisector of angle  $\angle DEG$ , so angle  $\angle DEF$  is congruent to angle  $\angle FEG$ .

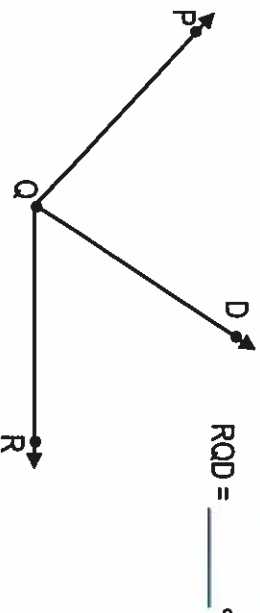


1.) Given angle  $\angle XYZ$  and bisector  $\overline{YM}$ , name the 2 angles that are congruent.



Angle \_\_\_\_\_ and angle \_\_\_\_\_ are congruent.

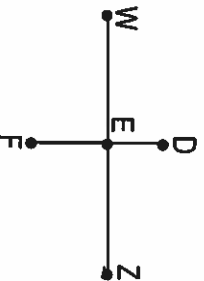
2.) Angle  $\angle PQR$  measures  $124^\circ$ . Ray  $\overline{QD}$  bisects angle  $\angle PQR$ . What is the measure of angle  $\angle DQR$  and angle  $\angle RQD$ ?



$\angle DQR =$  \_\_\_\_\_  $^\circ$

$\angle RQD =$  \_\_\_\_\_  $^\circ$

3.)



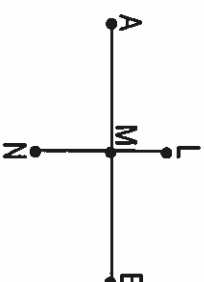
Line segment  $\overline{WZ}$  is the original line segment.

Line segment  $\overline{DF}$  is the \_\_\_\_\_.

Line segments  $\overline{EW}$  and  $\overline{EZ}$  are \_\_\_\_\_.

The measure of angle  $\angle WEF$  is \_\_\_\_\_  $^\circ$ .

4.)



Name the perpendicular bisector: \_\_\_\_\_.

Name the 2 congruent line segments: \_\_\_\_\_ & \_\_\_\_\_.

Name all of the right angles: \_\_\_\_\_.

If line segment  $\overline{MB} = 9$  mm, then line segment  $\overline{AB} =$  \_\_\_\_\_.


# 7<sup>th</sup> Grade - Summer Math Packet

## Unit: KNOWLEDGE of MEASUREMENT

Objective: Measure length to the nearest  $\frac{1}{16}$  inch using a ruler.



You will need a ruler for this lesson!



**\*\*Note:**  
This ruler  
is NOT to  
scale.

Examples: Measure the following objects to the nearest  $\frac{1}{16}$  inch.



$$\text{Paperclip} = \frac{3}{4} \text{ inch}$$



$$\text{Pencil} = \frac{15}{16} \text{ inch}$$

Measure the objects to the nearest  $\frac{1}{16}$  inch.

1.)




2.)



3.)




4.)



5.)



6.)



## 7<sup>th</sup> Grade - Summer Math Packet

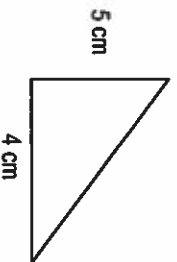
### Unit: KNOWLEDGE of MEASUREMENT

**Objective:** Estimate and determine the area of a triangle with whole number dimensions.



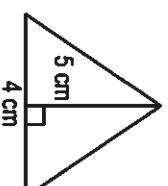
The area ( $A$ ) of a triangle is one half the product of the base ( $b$ ) and the height ( $h$ ).  
The formula for finding the area of a triangle is:  $A = \frac{1}{2} bh$  and is measured in square units.

**Examples:**



$$A = \frac{1}{2} bh \quad A = \frac{1}{2} \times 4 \times 5 \quad A = \frac{1}{2} \times 20$$

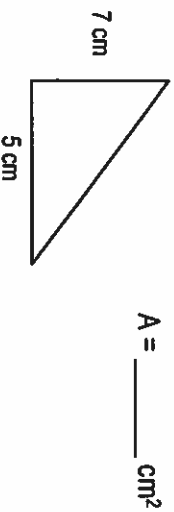
$$A = 10 \text{ cm}^2$$



$$A = \frac{1}{2} bh \quad A = \frac{1}{2} \times 4 \times 5 \quad A = \frac{1}{2} \times 20$$

$$A = 10 \text{ cm}^2$$

1.) Determine the area of the triangle.

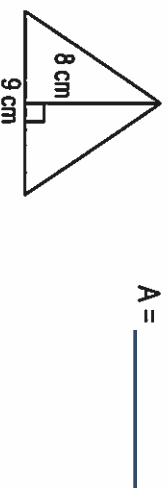


$$A = \underline{\hspace{2cm}} \text{ cm}^2$$

3.) Determine the area of an obtuse triangle with a height of 11 cm and a base of 22 cm.

$$A = \underline{\hspace{2cm}}$$

2.) Determine the area of the triangle.



$$A = \underline{\hspace{2cm}}$$

4.) Determine the area of an isosceles triangle with a base of 13 cm and a height of 26 cm.

$$A = \underline{\hspace{2cm}}$$

5.) World famous pastry chef, Chen Lee, is designing a birthday cake for his son, who is a Geometry teacher. He has 4 layers, all triangles. He wants to put the largest layer (in area) on the bottom and the smallest layer on the top. Determine the area of each layer and order them from largest to smallest (4 = largest, 1 = smallest)

\_\_\_ Milk Chocolate layer     $b = 12''$      $h = 6''$      $A =$  \_\_\_\_\_

\_\_\_ Yellow cake layer         $b = 7''$       $h = 11''$      $A =$  \_\_\_\_\_

\_\_\_ Dark Chocolate layer     $b = 4''$       $h = 17''$      $A =$  \_\_\_\_\_

\_\_\_ White cake layer         $b = 9''$       $h = 9''$       $A =$  \_\_\_\_\_

6.) Natasha's dorm room is shaped like a triangle. The college brochure says it has an area of 875 square feet. The room is 35 feet long. Determine the width of the room at its widest point.



# 7<sup>th</sup> Grade - Summer Math Packet

## Unit: KNOWLEDGE of MEASUREMENT



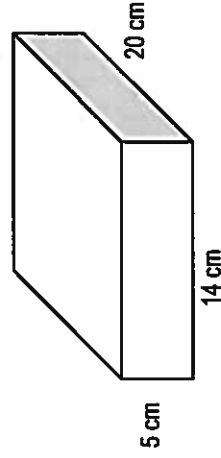
**Objective:** Estimate and determine the volume of rectangular prisms with whole number dimensions.

The amount of space inside a three-dimensional figure is the **volume** of the figure.

Volume (V) is measured in **cubic units**.

The volume of a rectangular prism is related to its dimensions. **Volume (V) = length (l) x width (w) x height (h)**

**Examples:**

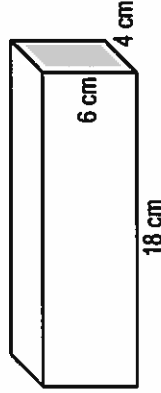


$$V = l \times w \times h$$

$$V = 20 \times 14 \times 5$$

$$V = 1400 \text{ cm}^3$$

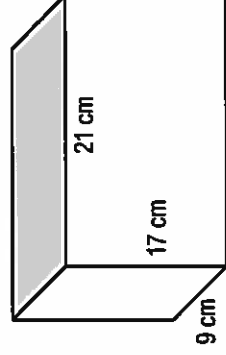
1.) Determine the volume of the rectangular prism. Please show your work.



$$V = \underline{\hspace{2cm}}$$

3.) Determine the volume of a rectangular prism with a length of 13 cm, a width of 55 cm, and a height of 65 cm. Please show your work.

2.) Determine the volume of the rectangular prism. Please show your work.



$$V = \underline{\hspace{2cm}}$$

4.) Determine the volume of a rectangular prism with a height of 35 cm, a length of 89 cm, and a width of 15 cm. Please show your work.

5.) Tyrone has a fish tank that measures 36 in. long, 24 in. high, and 18 in. wide. He wants to fill the fish to a height of 14 inches. What will be the volume of water in the tank? Please show your work.

$$V = \underline{\hspace{2cm}}$$

Draw the tank and label the dimensions. Draw the water level. This does not need to be drawn to scale.

6.) Shanika has a lamp that she wants to send to her sister in Baltimore. The lamp is in the shape of a rectangular prism. It measures 14" high, 9" wide, and 3" long. She wants to buy a box so that there is 1" all around the lamp for bubble wrap.

What should be the dimensions of the box?

What is the volume of the box? Please show your work.

## 7<sup>th</sup> Grade - Summer Math Packet

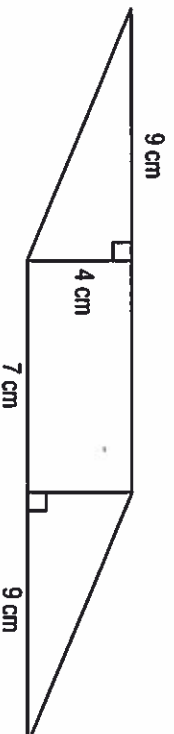
### Unit: KNOWLEDGE of MEASUREMENT

**Objective:** Estimate and determine the area of composite figures using no more than four polygons (triangles or rectangles) with whole number dimensions.



A composite figure is made by combining two different figures. The area of a composite figure is found by adding the areas of the individual figures.

Examples:



$$A = \frac{1}{2}bh$$

$$A = \frac{1}{2} \times 4 \times 9$$

$$A = 18 \text{ cm}^2$$

$$A = lw$$

$$A = 7 \times 4$$

$$A = 28 \text{ cm}^2$$

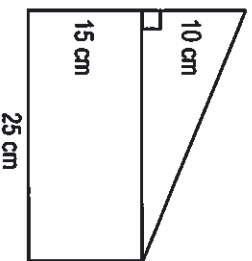
$$A = \frac{1}{2}bh$$

$$A = \frac{1}{2} \times 4 \times 9$$

$$A = 18 \text{ cm}^2$$

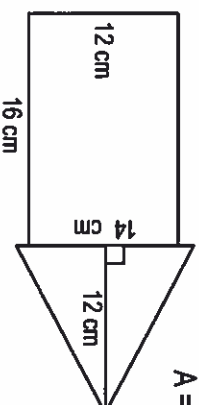
$$\text{Area of composite figure} = 18 + 28 + 18 = 64 \text{ cm}^2$$

1.) Determine the area of the composite figure. Please show your work.



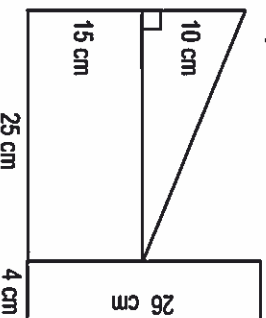
$$A = \underline{\hspace{2cm}}$$

2.) Determine the area of the composite figure. Please show your work.



$$A = \underline{\hspace{2cm}}$$

3.) Determine the area of the composite figure. Please show your work.



$$A = \underline{\hspace{2cm}}$$

4.) Determine the area of the composite figure that is made up of 1 square and 3 congruent right triangles. Each triangle shares its base with one side of the square. One side of the square measures 6cm. The height of each triangle is 4 times its base. Please show your work.

5.) Dallas is working on the decorations for the 8<sup>th</sup> grade dance. He is making a large composite wall decoration that is made of 2 congruent rectangles and 2 congruent triangles. The rectangles measure 5 ft by 7 ft. The triangles have a base of measurement of 7 ft and a height measurement of 9 ft. What is the composite area of the wall decoration?

What is the composite area of 4 of them?

6.) The 8<sup>th</sup> grade dance committee liked Dallas' decorations so much that they decided to paint a huge one on the floor. They tripled the dimensions of the rectangles and the triangles?

What is the area of the floor decoration?

# 7<sup>th</sup> Grade - Summer Math Packet

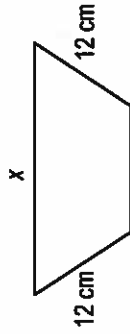


## Unit: KNOWLEDGE of MEASUREMENT

**Objective:** Determine the missing side of a quadrilateral given the perimeter using whole number dimensions.

A quadrilateral is any four-sided, closed, 2-dimensional figure. The perimeter (P) of any quadrilateral is the sum of the lengths of its four sides. The missing side of a quadrilateral can be found using addition and subtraction.

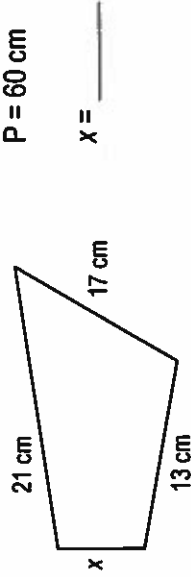
**Examples:**



$$\begin{aligned}
 P &= s + s + s + s \\
 52 &= 12 + 8 + 12 + x \\
 52 &= 32 + x \\
 \underline{-32} &\quad \underline{-32} \\
 20 &= x
 \end{aligned}$$

The length of the missing side is 20 cm.

1.) Determine the missing side of the quadrilateral. Please show your work.



$$P = 60 \text{ cm}$$

$$x = \underline{\hspace{2cm}}$$

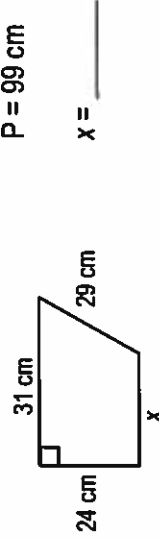
3.) Determine the missing side of the quadrilateral. Please show your work.



$$P = 124 \text{ cm}$$

$$x = \underline{\hspace{2cm}}$$

2.) Determine the missing side of the quadrilateral. Please show your work.



$$P = 99 \text{ cm}$$

$$x = \underline{\hspace{2cm}}$$

4.) Determine the missing side of a quadrilateral that has a perimeter of 251 cm and three sides measuring 39 cm, 72 cm, and 89 cm. Please show your work.

5.) Heather wants to build a pen for her new beagle puppy. She is going to build it in the shape of a quadrilateral. She decides that she wants the perimeter to be 360 ft. She already has 360 feet of fence. She measures out the first side to be 90 ft, the second side to be 110 feet, and the third side to be 100 feet. She tells her friend to measure out the fourth side to be 80 feet.

Is this correct? Why or why not? Please show your work.

6.) Michael is designing a corn maze for his grandfather's farm. The general shape of the corn maze is a quadrilateral. The perimeter of the corn maze is 1,221 feet. The top measures 381 feet. The bottom measures 227 feet. One of the sides measures 294 feet.

Determine the length of the other side. \_\_\_\_\_

Is this missing side shorter or longer than the other side? Please show your work to prove your answer.

## 7<sup>th</sup> Grade - Summer Math Packet

### Unit: KNOWLEDGE of MEASUREMENT

**Objective:** Determine the missing measure of a square or rectangle given the area using whole number dimensions.



The area ( $A$ ) of a rectangle or square can be found by multiplying the length ( $l$ ) by the width ( $w$ ).  $A = l \times w$   
 The missing measure of a square or rectangle can be determined by using division.

**Examples:**



$$A = l \times w$$


$$\frac{64}{16} = \frac{16 \times w}{16}$$

$$A = 64 \text{ cm}^2$$

$$4 = w$$

The width of the rectangle is 4 cm.

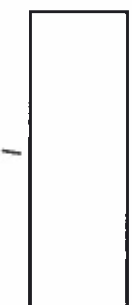
1.) Determine the missing side of the square. Please show your work.



$$A = 81 \text{ cm}^2$$

$$w =$$

2.) Determine the missing side of the rectangle. Please show your work.



$$A = 65 \text{ cm}^2$$

$$l =$$

3.) Determine the missing side of a rectangle with an area of 144  $\text{cm}^2$  and a width of 8 cm. Please show your work.

4.) Determine the missing side of a rectangle with an area of 480  $\text{cm}^2$  and a length of 32 cm. Please show your work.

5.) Marcus plans to paint a bright green rectangle on the bottom of his pool. He has enough paint to cover an area of 273 square feet. He wants the width of the rectangle to be 13 feet. Determine what the length of the rectangle should be. Please show your work.

6.) Brianna wants to put stickers, to celebrate her birthday, on top of chocolate bar wrappers. The bar is 48 mm wide and has an area of 4128  $\text{mm}^2$ . What must be the length of the sticker to cover the top of the bar?

# 7<sup>th</sup> Grade - Summer Math Packet



## Unit: KNOWLEDGE of STATISTICS

**Objective:** Organize and display data to make frequency tables with no more than 5 categories or ranges of numbers and total frequencies of no more than 25.

Statistics involves collecting, organizing, analyzing, and presenting data.

Data are pieces of information that are often numerical.

Data can be organized in a **frequency table**, which shows the number of pieces of data that fall within given intervals.

**Examples:** The grades scored on a geometry quiz are shown in the table. Make a frequency table of the data.

<u>Geometry Quiz Scores</u>				
99	83	92	52	75
90	99	65	80	85
53	80	75	85	85
70	75	90	95	75

<u>Geometry Quiz Scores</u>		
Scores	Tally	Frequency
51 - 60	II	2
61 - 70	II	2
71 - 80	III	6
81 - 90	III	6
91 - 100	IIII	4

1.) The owners of Donut Delight want to move their store to a new location. They asked their customers in which general direction they lived from the store. The data is shown in the table. Make a frequency table of the data.

<u>Customer Locations</u>				
N	S	E	S	N
E	N	W	S	N
W	E	S	E	N
S	N	N	W	S

<u>Customer Locations</u>	
Direction	Tally
North	
East	
South	
West	

2.) Ms. Wolf asked her students to name their favorite food. The data is shown in the table. Make a frequency table of the data.

<u>Favorite foods</u>				
C	T	H	P	P
D	C	H	T	P
P	H	D	T	P
H	P	T	T	C

<u>Favorite foods</u>	
Food	Frequency

P = pizza    T = taco    H = hamburger  
 D = hot dog    C = chicken

## 7<sup>th</sup> Grade - Summer Math Packet



### Unit: KNOWLEDGE OF STATISTICS

**Objective:** Interpret frequency tables with no more than 5 categories or ranges of numbers and frequencies of no more than 25.

The data in a frequency table can be analyzed and interpreted by comparing the frequencies in each category.

**Examples:** Maria is counting three types of insects she finds under rocks in the park for an ecology survey. Her data is shown in the frequency table.

Insects Under a Rock		
Insects	Tally	Frequency
Beetle		17
Earwig		21
Spider		8

How many more Earwigs did Maria find than Beetles?  $21 - 17 = 4$  more Earwigs

How many less spiders did Maria find than Beetles?  $17 - 8 = 9$  less Spiders

In her report Maria is going to list the insects in order of most common to least common. What order should she write in her report? **Earwig (21), Beetle (17), Spider (8)**

1.) The frequency table shows the number of hours the band members in Mrs. Robinson's class practiced last week.

Practice Hours		
Hours	Tally	Frequency
0		2
1		19
2		11
3		7
4		3

How many students practiced more than 2 hours?

How many students practiced either 1 or 2 hours?

List the hours practiced from least common to most common.

2.) The frequency table shows Mr. Hella's students' favorite flavor if ice cream.

How many more students liked Chocolate than Chocolate Chip?

How many less students liked Strawberry than Chocolate and Vanilla?

The same amount of students liked Chocolate and Strawberry as did those who liked \_\_\_\_\_ and \_\_\_\_\_.

Favorite Flavors of Ice Cream		
Flavor	Tally	Frequency
Vanilla		6
Chocolate		9
Strawberry		1
Cookies 'n Cream		11
Chocolate Chip		4

# 7<sup>th</sup> Grade - Summer Math Packet



## Unit: KNOWLEDGE of STATISTICS

**Objective:** Organize and display the data for a given situation to make stem and leaf plots using no more than 20 data points and whole numbers.

In a stem-and-leaf plot, the data is ordered from least to greatest and is organized by place value. The digits in the left hand column are the stems. Each digit on the right is called a leaf. A key must be included that explains the stems and leaves.

**Examples:**

<u>Money Earned Mowing Lawns (\$)</u>	
60	55 53 41
67	72 65 68
65	70 52 51

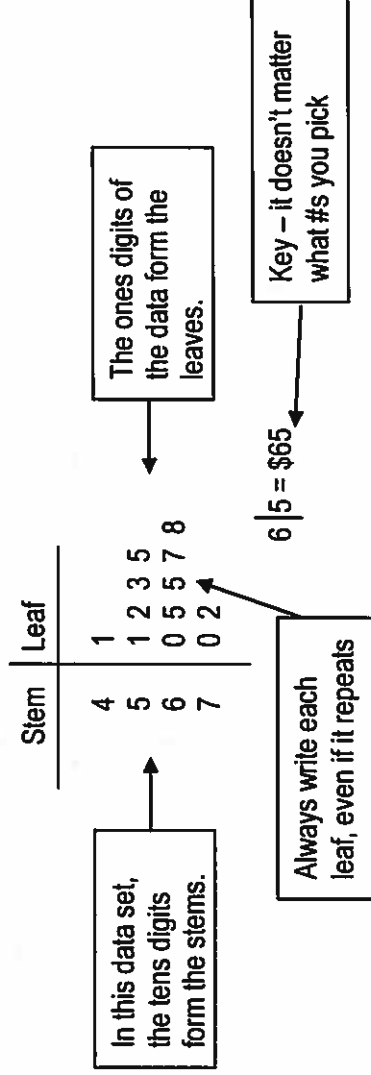
Step 1: Order the data from least to greatest:

41 51 52 53 55 60 65 65 66 67 68 70 72

Step 2: Draw a vertical line and write the tens digit from least to greatest to the left of the line.

Step 3: Write the ones digits to the right of the line with the corresponding stems.

Step 4: Include a key that explains the stems and leaves.



1.) Make a stem-and-leaf plot for this data:

34 44 51 48 55 41 47 44 22 55 33

2.) Make a stem-and-leaf plot for this set of data:

\$52 \$49 \$37 \$21 \$65 \$49 \$23 \$51 \$22 \$21 \$61

3.) Barbara counted the number of butterflies that visited her butterfly garden each hour. Make a stem-and-leaf plot of her data. 18 24 50 29 19 34 42 34 45 34 50 47

4.) Here are Ms. Corio's students' scores on their last math test. Make a stem-and-leaf plot of her data. 98 83 91 101 87 62 93 87 79 72 98 100 77 87 99

# 7th Grade - Summer Math Packet

## Unit: KNOWLEDGE of STATISTICS

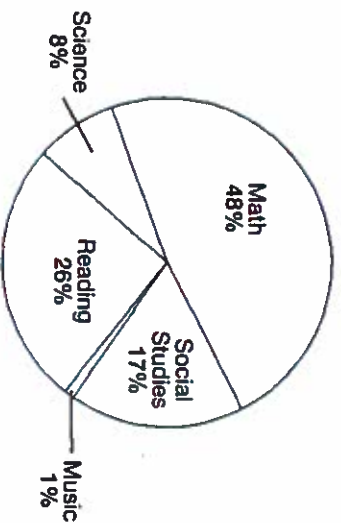
Objective: Interpret circle graphs using no more than 5 categories and whole numbers or percents.



A circle graph is used to compare parts of a whole.

Examples:

### Mike's Homework



Which subject does Mike spend most of his time on? **Math**

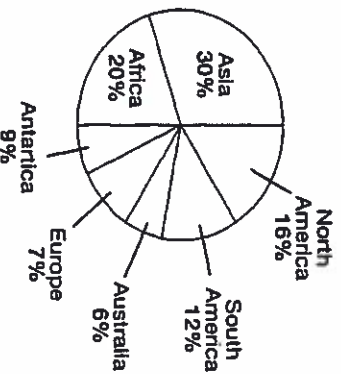
How does the time spent on reading compare to the time spent on social studies? **26 - 17 = 9 He spends 9% more time on reading.**

On which subject does Mike spend almost as much time on as he does social studies and science combined? **17 + 8 = 25 Mike spends 26% on reading; almost equal to 25%.**

Mike's mom wants to know how he spends his homework time. Order the subjects from most time spent to least time spent. **Math, Reading, Social Studies, Science, Music**

1.) The circle graph show how much of the Earth's land each continent represents.

### Continents



What continent has the greatest area?

Which two continents are the smallest?

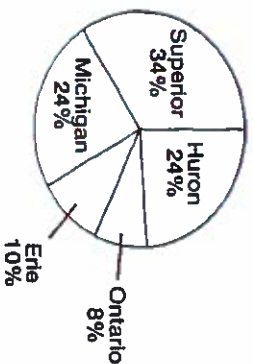
How does the size of Europe compare to the size of Africa?

How much larger is Asia than North America?

List the continents from smallest to largest.

2.) The circle graph shows how much of the total surface of the Great Lakes each lake takes up.

### Great Lakes



Which of the Great Lakes is the smallest?

Which two lakes are about the same size?

How does Lake Erie compare to Lake Ontario?

Which two lakes together are the same size as Lake Superior?

Which of the Great Lakes is the largest?



# 7<sup>th</sup> Grade - Summer Math Packet



## Unit: KNOWLEDGE of STATISTICS

**Objective:** Determine the measures of central tendency (mean, median, and mode) and the range.

A number that helps describe all of the data in a data set is a measure of central tendency.

The mean is the sum of the data divided by the number of pieces of data.

The median is the middle number of the ordered data (least to greatest.)

The mode is the number or numbers that occur most often.

The range is the difference between the greatest and least values of the data set.

### Examples:

Find the mean, median, mode, and range of the data.

$$\text{Mean} = \frac{25 + 34 + 39 + 41 + 45 + 52 + 27 + 22 + 56 + 61 + 15 + 27}{12}$$

$$= \frac{444}{12} = 37 \quad \text{The mean price of a jacket is \$37.}$$

Median = 15 22 25 27 27 34 39 41 45 52 56 61 (data ordered)

$$= \frac{34 + 39}{2} = 36.5 \quad \text{The median price of a jacket is \$36.50.}$$

Mode = \$27 because it is the only piece of data that occurs more than once.

$$\text{Range} = 61 - 15 = \$46$$

Jacket Prices (\$)	
25	34 39 41
45	52 27 22
56	61 15 27

<p>1.) Find the mean, median, mode, and range for each set of data.</p> <p>6, 9, 2, 4, 3, 6, 5</p>	<p>2.) Find the mean, median, mode, and range for each set of data.</p> <p>13, 7, 17, 19, 7, 15, 11, 7, 21</p>
<p>3.) Find the mean, median, mode, and range for each set of data.</p> <p>28, 32, 23, 43, 32, 27, 21, 34</p>	<p>4.) Find the mean, median, mode, and range for each set of data.</p> <p>157, 124, 157, 124, 157, 139</p>

# 7<sup>th</sup> Grade - Summer Math Packet



## Unit: KNOWLEDGE of PROBABILITY

Objective: Determine the probability of

simple event comprised of equally likely outcomes with a sample space of 10, 20, 25, or 50 outcomes and express the probability of the event as a decimal.

**Probability** is the chance that some event will happen.

The **outcomes** are the possible results of the probability experiment.

The **sample space** is a list of all possible outcomes.

**Examples:** There are 25 marbles in a bag: four are black, five are red, six are blue, and ten are yellow.

What is the probability that a black marble will be drawn from the bag?  $P(\text{black}) = \frac{4}{25} = \frac{16}{100} = .16$

What is the probability that a red marble will be drawn from the bag?  $P(\text{red}) = \frac{5}{25} = \frac{20}{100} = .20$

What is the probability that a blue marble will be drawn from the bag?  $P(\text{blue}) = \frac{6}{25} = \frac{24}{100} = .24$

What is the probability that a yellow marble will be drawn from the bag?  $P(\text{yellow}) = \frac{10}{25} = \frac{40}{100} = .40$

1.) There are 10 animal cookies left in the pouch. Three are lions, three are bears, and four are tigers. Determine each of the probabilities and express the answer as a decimal.

$P(\text{lions}) =$

$P(\text{tiger}) =$

$P(\text{bear}) =$

2.) There are 20 freeze pops in the box. Two are blue raspberry, six are cherry, seven are lemon, and five are grape. Determine each of the probabilities and express the answer as a decimal.

$P(\text{cherry}) =$

$P(\text{blue raspberry}) =$

$P(\text{lemon}) =$

3.) The math department has set up a huge number wheel at the school carnival. There are a total of 25 number spaces on the wheel.

Three of the numbers are between 1 & 10, six of the numbers are between 11 & 20, nine of the numbers are between 21 & 30, three of the numbers are between 31 & 40, and four of the numbers are between 41 & 50. Determine each of the probabilities and express the answer as a decimal.

$P(41 - 50) =$

$P(1-10) =$

$P(21 - 30) =$

$P(11 - 20) =$

# 7<sup>th</sup> Grade - Summer Math Packet



## Unit: KNOWLEDGE of PROBABILITY

**Objective:** Analyze the results of a probability experiment with no more than 30 outcomes to make predictions and express the experimental probability as a fraction, decimal, or percent.

The results of a probability experiment can help you make **predictions** on future outcomes.

**Examples:** Chenille rolled a standard number cube 30 times. Her results are displayed in the table.

Determine each of the probabilities and express the answer as a simplified fraction, a decimal (rounded to the nearest tenth) and a percent.

$$P(1) = \frac{4}{30} = \frac{2}{15} = .13 = 13\% \quad \text{This is the same for } P(6)$$

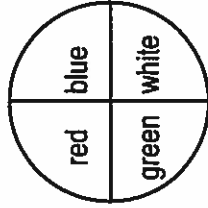
$$P(2) = \frac{2}{30} = \frac{1}{15} = .06 = 6\%$$

$$P(3) = \frac{6}{30} = \frac{1}{5} = .20 = 20\%$$

$$P(4) = \frac{7}{30} = .23 = 23\% \quad \text{This is the same for } P(5)$$

Number	Frequency
1	4
2	2
3	6
4	7
5	7
6	4

1.) Jamal spun the spinner 25 times. His results are shown in the table. Determine each of the probabilities and express the answer as a simplified fraction, a decimal (rounded to the nearest tenth) and a percent.



Number	Frequency
red	8
blue	4
white	11
green	2

$$P(\text{red}) =$$

$$P(\text{blue}) =$$

$$P(\text{white}) =$$

$$P(\text{green}) =$$

2.) Sherry rolled a six-sided colored cube 30 times. Her results are shown in the table. Determine each of the probabilities and express the answer as a simplified fraction, a decimal (rounded to the nearest tenth) and a percent.

Number	Frequency
purple	5
yellow	3
black	1
green	7
white	6
pink	8

$$P(\text{pink}) =$$

$$P(\text{green}) =$$

$$P(\text{yellow}) =$$

$$P(\text{purple}) =$$

$$P(\text{white}) =$$

$$P(\text{black}) =$$

## 7<sup>th</sup> Grade - Summer Math Packet



### Unit: NUMBER RELATIONSHIPS and COMPUTATION

**Objective:** Read, write, and represent whole numbers using exponential form using powers of 10.

**Examples:**

**Standard form** is the numerical way of writing a number.

**EX:** 645 is the standard form of *six hundred forty-five*

**Expanded form** is the sum of the products of each digit and its place value of a number.

**EX:**  $645 = 600 + 40 + 5$

**Expanded notation** is also the sum of the products of each digit and its place value of a number, but the product is shown as a multiplication of the digit and the place.

**EX:**  $645 = 6 \times 100 + 4 \times 10 + 5 \times 1$

**Exponential form** is a number written with exponents.

**EX:**  $100 = 10^2$

**Exponential form using powers of 10** is a combination of expanded form and exponential form where each place is represented by a power of 10.

**EX:**  $645 = 6 \times 10^2 + 4 \times 10^1 + 5 \times 10^0$

**EX:**  $3846 = 3 \times 10^3 + 8 \times 10^2 + 4 \times 10^1 + 6 \times 10^0$

1.) Write 31,519 in exponential form using powers of 10.	2.) Write 10,597 in exponential form using powers of 10.
3.) Write 90,507 in exponential form using powers of 10.	4.) Write $6 \times 10^4 + 2 \times 10^3 + 4 \times 10^2 + 1 \times 10^1 + 5 \times 10^0$ in standard form.
5.) Write $2 \times 10^4 + 3 \times 10^2 + 9 \times 10^1$ in standard form.	6.) Write $6 \times 10^4 + 3 \times 10^3 + 5 \times 10^2$ in standard form.

# 7<sup>th</sup> Grade - Summer Math Packet

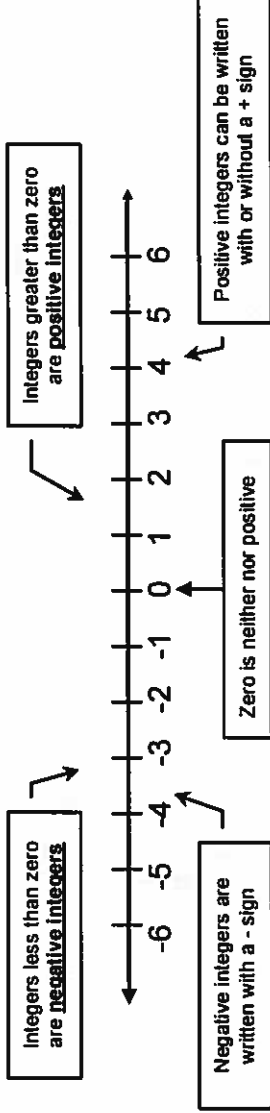


## Unit: NUMBER RELATIONSHIPS and COMPUTATION

Objective: Read, write, and represent integers.

### Examples:

Integer: Any number from the set {... -3,-2,-1,0,1,2,3...}



### Write an integer to describe each situation

EX: a height increase of 3 inches

The word *increase* represents *positive*. The integer is 3 or +3.

EX: 50 feet below sea level

The word *below* represents *negative*. The integer is -50.

<p>1.) Write an integer to describe: <i>The stock market increased 75 points</i></p>	<p>2.) Write an integer to describe: <i>A loss of 15 yards</i></p>
<p>3.) Write an integer to describe the situation: <i>Nancy owes her friend \$10</i></p>	<p>4.) Write an integer to describe: <i>Frederick is located 290 feet above sea level.</i></p>
<p>5.) Write an integer to describe: <i>The temperature was 3° below zero</i></p>	<p>6.) Write an integer to describe: <i>The 6<sup>th</sup> grade has 12 fewer students than last year</i></p>

## 7<sup>th</sup> Grade - Summer Math Packet

### Unit: **NUMBER RELATIONSHIPS and COMPUTATION**

**Objective:** Identify and determine equivalent forms of proper fractions as decimals, percents, and ratios - A.

**Examples:** Write  $\frac{21}{25}$  as a decimal

**Method 1:**

Change  $\frac{21}{25}$  to a fraction with a denominator of 10, 100, or 1000

EX:  $\frac{21}{25} = \frac{?}{100}$

(Use 100, since 25 divides into 100 evenly)

$$\frac{21}{25} = \frac{x4}{x4} = \frac{84}{100} \quad \frac{84}{100} = 0.84 \text{ as a decimal}$$

**Method 2:** Divide 21 by 25

$$\begin{array}{r} \frac{21}{25} \longrightarrow 25 \overline{)21.00} \\ \underline{0.84} \\ 21.00 \\ \underline{-200} \\ 100 \\ \underline{-100} \\ 0 \end{array}$$

$$\frac{100}{100} = 1.00$$

Therefore:  $\frac{21}{25} = 0.84$

<p>1.) Write <math>\frac{19}{20}</math> as a decimal. Use method 1</p>	<p>2.) Write <math>\frac{7}{8}</math> as a decimal. Use method 2.</p>
<p>3.) Write <math>\frac{3}{16}</math> as a decimal. Use method 2</p>	<p>4.) Write <math>\frac{27}{40}</math> as a decimal. Use method 2</p>
<p>5.) Write <math>\frac{3}{4}</math> as a decimal. Use method 1</p>	<p>6.) Write <math>\frac{3}{5}</math> as a decimal. Use method 1</p>

# 7<sup>th</sup> Grade - Summer Math Packet

## Unit: NUMBER RELATIONSHIPS and COMPUTATION

**Objective:** Identify and determine equivalent forms of proper fractions as decimals, percents, and ratios - B.

**Key Concept:** Percent (%) is a ratio that compares a number to 100

**Fraction to Percent:**

EX: Change  $\frac{19}{25}$  to a percent

Since % means out of 100,  $\frac{19}{25} = \frac{?}{100}$

$$\frac{19}{25} = \frac{x4}{x4} = \frac{76}{100}$$

$$\frac{76}{100} = 76\%$$

**Percent to fraction:**

EX: Change 75% to a fraction in simplest form

75% means 75 out of 100

$75\% = \frac{75}{100}$  Write the percent as a fraction with a denominator of 100

$$\frac{75 \div 25}{100 \div 25} = \frac{3}{4} \quad \text{Simplify}$$

1.) Change  $\frac{17}{20}$  to a percent

2.) Change 84% to a fraction in simplest form

3.) Change  $\frac{3}{4}$  to a percent

4.) Change 90% to a fraction in simplest form

5.) Juan answered  $\frac{24}{25}$  questions correctly on his quiz.  
What percent of the questions did he get correct?

6.) 78% of the class completed their homework last night. What fraction of the class completed their homework?

## 7<sup>th</sup> Grade - Summer Math Packet

### Unit: NUMBER RELATIONSHIPS and COMPUTATION

**Objective:** Identify and determine equivalent forms of proper fractions as decimals, percents, and ratios - C.

**Key Concept: Ratio:** a comparison of two numbers

A ratio can be written in 3 ways: a:b

a to b or

$$\frac{a}{b}$$

**EX:** Write the ratio as a fraction simplest form: 4 wins to 6 losses

Since the ratio can be written as:  $\frac{4}{6}$  we can simplify to  $\frac{2}{3}$  or 2:3 or 2 to 3

<p>1.) Write the ratio as a fraction simplest form: 12 boys to 15 girls</p>	<p>2.) Write the ratio as a fraction simplest form: 20 books to 24 magazines</p>
<p>3.) Write the ratio as a fraction simplest form: 10 circles to 15 triangles</p>	<p>4.) Write the ratio as a fraction simplest form: 8 cups to 2 servings</p>
<p>5.) Write the ratio as a fraction simplest form: 50 cars to 100 trucks</p>	<p>6.) Write the ratio as a fraction simplest form: 9 pencils to 11 pens</p>



# 7<sup>th</sup> Grade - Summer Math Packet

**Unit: NUMBER RELATIONSHIPS and COMPUTATION**  
**Objective:** Compare and order fractions and decimals.



**Ordering fractions only:**

- 1) determine the least common denominator (LCD) of the fractions
- 2) rewrite each fraction as an equivalent fraction using the LCD
- 3) Compare the numerators

**EX: order the fractions  $\frac{1}{2}$ ,  $\frac{3}{8}$ ,  $\frac{7}{12}$  from least to greatest**

1) LCD of 2, 8, and 12 is 24

$$2) \quad \frac{1}{2} = \frac{12}{24}$$

$$\frac{3}{8} = \frac{9}{24}$$

$$\frac{7}{12} = \frac{14}{24}$$

3) Comparing the numerators:

$$\frac{3}{8} < \frac{9}{24} < \frac{14}{24}$$

**Ordering fractions and decimals:**

- 1) Change the fractions to decimals
- 2) Compare the decimals

**EX: order the numbers 0.3;  $\frac{3}{8}$ ; and 0.38 from least to greatest**

$$8 \overline{) 3.000} \quad \begin{array}{r} 0.375 \\ -24 \\ \hline 60 \\ -56 \\ \hline 40 \\ -40 \\ \hline 0 \end{array}$$

$$1) \quad \frac{3}{8} = 0.375$$

$$\frac{3}{8} = \frac{9}{24}$$

$$\frac{7}{12} = \frac{14}{24}$$

2) Compare the decimals:

$$0.3 < 0.375 < 0.38$$

**Therefore:  $0.3 < \frac{3}{8} < 0.38$**

<p>1.) Order the fractions <math>\frac{2}{3}</math>; <math>\frac{5}{6}</math>; <math>\frac{3}{4}</math> from least to greatest</p>	<p>2.) Order the numbers 0.78; <math>\frac{3}{4}</math>; and 0.8 from least to greatest</p>
<p>3.) Order the fractions <math>\frac{3}{5}</math>; <math>\frac{7}{10}</math>; <math>\frac{5}{6}</math> from least to greatest</p>	<p>4.) Order the numbers <math>\frac{3}{10}</math>; <math>\frac{1}{5}</math>; and 0.25 from least to greatest</p>
<p>5.) Order the fractions <math>\frac{1}{2}</math>; <math>\frac{5}{9}</math>; <math>\frac{5}{6}</math> from least to greatest</p>	<p>6.) Which number has the greatest value? 0.94; <math>\frac{19}{20}</math>; or <math>\frac{24}{25}</math></p>

## 7<sup>th</sup> Grade - Summer Math Packet

### Unit: NUMBER RELATIONSHIPS and COMPUTATION

**Objective:** Add and subtract fractions and mixed numbers and express answers in simplest form.

#### Adding and Subtracting Fractions:

- 1) determine the least common denominator (LCD) of the fractions
- 2) rewrite each fraction as an equivalent fraction using the LCD
- 3) Add or subtract the fractions
- 4) Simplify if necessary

**EX: Add**  $\frac{1}{2} + \frac{3}{8}$

**EX: Subtract**  $3\frac{3}{5} - 1\frac{1}{6}$

1) LCD of 2 and 8 is 8

1) LCD of 5 and 6 is 30

2)  $\frac{1}{2} = \frac{4}{8}$

2)  $3\frac{3}{5} = 3\frac{18}{30}$

$$+ \frac{3}{8} = \frac{3}{8}$$

$$- 1\frac{1}{6} = -1\frac{5}{30}$$

3)  $\frac{7}{8}$

3)  $2\frac{13}{30}$

4) (can't be simplified)

4) (can't be simplified)

1.)  $\frac{4}{6} + \frac{1}{3} =$

2.)  $\frac{11}{12} - \frac{5}{8} =$

3.)  $1\frac{3}{8} + 2\frac{3}{4} =$

4.)  $3\frac{5}{6} - 1\frac{4}{5} =$

5.) Shelly has two pieces of yarn. One is  $1\frac{1}{2}$  yards long and the other is  $2\frac{3}{4}$  yards long. How much yarn does she have altogether?

6.) Marty weighs  $64\frac{1}{4}$  pounds and Nathan weighs 76  $\frac{1}{2}$  pounds. How much more does Nathan weigh than Marty?

# 7<sup>th</sup> Grade - Summer Math Packet

## Unit: NUMBER RELATIONSHIPS and COMPUTATION

Objective: Multiply fractions and mixed numbers and express answers in simplest form.

### Multiplying Fractions and Mixed Numbers:

- 1) Change Mixed numbers to improper fractions
- 2) Multiply numerators
- 3) Multiply denominators
- 4) Simplify if necessary

EX: multiply  $\frac{1}{2} \times \frac{3}{8}$

EX: Multiply  $\frac{1}{3} \times 6\frac{3}{7}$

1) No mixed numbers

2)  $\frac{1}{2} \times \frac{3}{8} = \frac{3}{16}$

3)  $\frac{1}{2} \times \frac{3}{8} = \frac{3}{16}$

4) (can't be simplified)

1)  $6\frac{3}{7} = \frac{45}{7}$  as an improper fraction

2)  $\frac{1}{3} \times \frac{45}{7} = \frac{15}{7}$

3)  $\frac{1}{3} \times \frac{45}{7} = \frac{15}{7}$

4) Simplified:  $\frac{15}{7} = 2\frac{1}{7}$

1.)  $\frac{5}{6} \times \frac{1}{2} =$

2.)  $\frac{9}{10} \times \frac{2}{3} =$

3.)  $2\frac{1}{2} \times 1\frac{2}{5} =$

4.)  $2\frac{1}{4} \times 3\frac{1}{3} =$

5.) Belinda lives  $1\frac{1}{2}$  times further from school than Jamie does. If Jamie lives  $4\frac{1}{5}$  miles from school, how far does Belinda live?

6.) Mario practices his guitar every day for  $\frac{3}{4}$  of an hour. How long does he practice for week?

## 7<sup>th</sup> Grade - Summer Math Packet

**Unit: NUMBER RELATIONSHIPS and COMPUTATION**

**Objective: Multiply decimals.**

**Examples: Multiply  $3.4 \times 1.2$**

$$\begin{array}{r} 3.4 \\ \times 1.2 \\ \hline \end{array}$$

**6 8** ← multiply 34 by 2 (ignore the decimal point)

**+ 34 0** ← multiply 34 by 10 (the 1 is in the tens place)

$$\begin{array}{r} 408 \\ \leftarrow \text{add } 68 \text{ and } 340 \end{array}$$

Count the number of decimal places in the original problem.

Since there are 2 total decimal places, the answer should also have 2 decimal places.

$$\begin{array}{r} 3.4 \\ \times 1.2 \\ \hline 4.08 \end{array}$$

(1 decimal place)  
(1 decimal place)  
2 total decimal places

**Answer 4.08**

<p>1.) <math>1.2 \times 0.5</math></p>	<p>2.) <math>3.3 \times 4.6</math></p>
<p>3.) <math>0.4 \times 0.6</math></p>	<p>4.) <math>7.89 \times 5</math></p>
<p>5.) Turkey cost \$5.79 a pound. How much will 2.9 pounds of turkey cost? Round to the nearest cent.</p>	<p>6.) Ralph bought 6 CDs at a cost of 17.75 each. How much did the CDs cost altogether?</p>

# 7<sup>th</sup> Grade - Summer Math Packet

## Unit: NUMBER RELATIONSHIPS and COMPUTATION

Objective: Divide decimals.

Example: Divide  $45.9 \div 3$

$$\begin{array}{r} 15.3 \\ 3 \overline{) 45.9} \\ \underline{-3} \phantom{0} \\ 15 \phantom{0} \\ \underline{-15} \phantom{0} \\ 9 \phantom{0} \\ \underline{-9} \\ 0 \end{array}$$

Place decimal directly above the decimal point in the dividend

Divide as with whole numbers

1.)

$$4 \overline{) 12.5}$$

2.)

$$5 \overline{) 32.12}$$

3.)  $215 \div 10$

4.)  $3 \div 8$

5.) Maria and two of her friends shared the cost of their lunch. If the lunch cost \$15.90, how much would each one have to pay?

6.) If seven oranges cost \$4.13, how much would one orange cost?

## 7<sup>th</sup> Grade - Summer Math Packet

### Unit: NUMBER RELATIONSHIPS and COMPUTATION

**Objective:** Determine 10, 20, 25, or 50 percent of a whole number.

**Example: Determine 25% of 40**

**Method 1:**

Change the percent to a fraction and multiply

$$25\% = \frac{1}{4}$$

$$\frac{1}{4} \times 40 = 10$$

Therefore 25% of 40 is 10.

**Method 2:**

Change the percent to a decimal and multiply

$$25\% = 0.25$$

$$0.25 \times 40 = 10.00$$

Therefore 25% of 40 is 10.

$$\begin{array}{r} 40 \\ \times 0.25 \\ \hline 200 \\ +800 \\ \hline 10.00 \end{array}$$

<p>1.) Determine 20% of 65.</p>	<p>2.) Determine 50% of 120.</p>
<p>3.) Determine 25% of 20.</p>	<p>4.) Determine 10% of 35.</p>
<p>5.) 20% of the 250 students ate pizza for lunch. How many students ate pizza?</p>	<p>6.) Nia saved 10% on her CD purchase. If the CD originally cost \$24.90, how much did she save?</p>

# 7<sup>th</sup> Grade - Summer Math Packet

## Unit: NUMBER RELATIONSHIPS and COMPUTATION

Objective: Use the distributive property to simplify numeric expressions using whole numbers.

Examples:  $42 \times 5 = (40 \times 5) + (2 \times 5)$

$42 = 40 + 2$



1.)

Which of these expressions is equivalent to  $15 \times 28$ ?

- a)  $(15 \times 20) + (15 \times 8)$
- b)  $(15 \times 8) + (28 \times 10)$
- c)  $(15 \times 10) + (28 \times 10)$
- d)  $(28 \times 15) + (10 \times 10)$

2.)

Which of these expressions is equivalent to  $31 \times 14$ ?

- a)  $(10 \times 30) + (4 \times 1)$
- b)  $(14 \times 1) + (14 \times 30)$
- c)  $(10 \times 1) + (30 \times 4)$
- d)  $(30 \times 14) + (10 \times 14)$

3.)

Which of these expressions is **NOT** equivalent to  $21 \times 13$ ?

- a)  $(13 \times 20) + (13 \times 1)$
- b)  $(21 \times 10) + (21 \times 3)$
- c)  $(30 \times 13) - (9 \times 13)$
- d)  $(20 \times 10) + (1 \times 3)$

4.)

Which of these expressions is **NOT** equivalent to  $37 \times 21$ ?

- a)  $(21 \times 30) + (21 \times 7)$
- b)  $(30 \times 20) + (7 \times 1)$
- c)  $(40 \times 21) - (3 \times 21)$
- d)  $(37 \times 20) + (37 \times 1)$

5.)

Which of these expressions is equivalent to  $34 \times 12$ ?

- a)  $(30 \times 10) + (4 \times 2)$
- b)  $(34 \times 10) + (34 \times 12)$
- c)  $(30 \times 12) + (4 \times 12)$
- d)  $(30 \times 12) - (4 \times 12)$

6.)

Which of these expressions is **NOT** equivalent to  $49 \times 19$ ?

- a)  $(40 \times 19) + (9 \times 19)$
- b)  $(49 \times 20) - (49 \times 1)$
- c)  $(50 \times 19) - (1 \times 19)$
- d)  $(49 \times 10) + (9 \times 9)$

## 7<sup>th</sup> Grade - Summer Math Packet

### Unit: NUMBER RELATIONSHIPS and COMPUTATION

Objective: Estimate to determine the product of a decimal and a whole number

Example: Multiply  $6.45 \times 7$

1. Round to the nearest whole numbers.  $6.45$  rounds to  $6$   
Since  $7$  is already a whole number, it stays the same.
2. Multiply the rounded numbers  $6 \times 7$
3. Answer  $42$

Estimate each of the following multiplication problems. Round all decimals to the nearest whole number.

1.) $6 \times 1.65$	2.) $0.82 \times 4$
3.) $3 \times 9.95$	4.) $12.9 \times 7$
5.) Three pairs of shoes are priced at \$39.95 each. Estimate the total cost for the all 3 pairs of shoes.	6.) If you work 6 hours at \$6.35 an hour, estimate how much you would make?



# 7<sup>th</sup> Grade - Summer Math Packet

<p><b>Unit: NUMBER RELATIONSHIPS and COMPUTATION</b>  <b>Objective:</b> Estimate to determine the quotient of a decimal.</p> <p><b>Example: Divide <math>45.9 \div 10</math></b></p> <div style="text-align: center; margin: 10px 0;"> <math display="block">\begin{array}{r} 5 \\ 10 \overline{)50} \end{array}</math> </div> <ol style="list-style-type: none"> <li>1. Estimate to the nearest tens. 45.9 rounds to 50 10 stays the same</li> <li>2. Divide with estimated numbers.</li> <li>3. Answer. <span style="float: right;">5</span></li> </ol> <p><b>Estimate each of the following division problems. Round all numbers to the nearest ten.</b></p>	
<p>1.) <math>35 \overline{)196.5}</math></p>	<p>2.) <math>14 \overline{)37.1}</math></p>
<p>3.) <math>7.49 \div 14</math></p>	<p>4.) <math>89.904 \div 34</math></p>
<p>5.) Maria and twelve of her friends shared the cost of their lunch. If the lunch cost \$75.90, estimate how much would each one have to pay?</p>	<p>6.) Brianna and 15 of her friends bought sodas after their lacrosse game. If the drinks cost \$43.29, estimate how much each person would owe if the cost is divided equally?</p>



# WHEN YOU REACH ME™

## 7<sup>TH</sup> GRADE SUMMER READING PROJECT 2019

### INSTRUCTIONS

- After reading “When You Reach Me,” choose a character to interview.
- Write 10 questions to ask your character, and write answers based on how your character might respond.
- Use the planning page to help you focus your questions
- Type or write neatly using lined paper
- Create a cover page for your interview that includes the book title, author, and a picture (drawn or collaged) that represents the book.
- Interviews and cover sheets will be graded using the attached rubric.

## INTERVIEW A CHARACTER FROM "WHEN YOU REACH ME"

1. Think of 10 questions that are relevant to the story that you would like to ask your favorite character.

2. Write answers to the questions based on how the character would most likely answer them. Think about how the author describes the character's personality because it may give you insight into how the character would answer. For example, if your character is a teenager, he or she might answer a question using different language than an adult. A bully might use different language than a shy character, too.

3. Questions and answers must be written in this format:

Interviewer: *This is the question you ask your character.*

Character Name: This is the answer the character would give.

4. Here are examples of some question starters: Describe.... Do you agree that.... What do you think about.... What is most important to you.... How did you decide about.... What might happen if.... What solutions would you suggest.... What is the significance of.... How do you feel about....

## INTERVIEW PLANNING QUESTIONS

Character: Who is the main character (protagonist)? What details and specific facts would reveal the most about your character?

---

---

---

---

---

---

---

---

Personality: What character personality traits are you going to include in your interview (ex: anger, shyness, bravery)

---

---

---

---

---

---

---

---

Summary: What important events from the story are you going to highlight?

---

---

---

---

---

---

---

---

---

---

Cover page art: What pictures or images can you look for that will relate to the theme/purpose of the book?  
What pictures will help someone reading your interview be more interested in your book?

---

---

---

---

---

---

---

---

---

---

## Rubric

	4	3	2	1
Number of questions and answers	10 questions and answers were written.	8-9 questions were written.	5-7 questions were written.	0-4 questions were written
Chapter or page numbers were given.	Chapter or page # included for every question and answer	Chapter or page # included for most question and answer	Chapter or page # NOT included for most question and answer	NO chapter or page # given.
Questions asked shows that you understand the character's role in the plot of the story.	All questions asked about situations or events that were <u>important</u> to the plot. Questions are from entire book.	Most questions asked about situations or events that were <u>important</u> to the plot. Questions came from most of the book.	<u>Many</u> questions asked about <u>unimportant</u> events or <u>minor</u> details. The questions only came from one part of the book.	Questions were <u>unclear</u> , <u>unimportant</u> , <u>confusing</u> , or <u>did not show your understanding of the plot</u> . Could not confirm if questions came from the book or not.
Character's answers shows that you understand the character's role in the plot of the story.	Character's answers had <u>important</u> , <u>specific</u> details. All questions were answered.	Character's answers had <u>enough</u> details. 1-2 questions were missing.	Character's answers had <u>limited</u> details, making it <u>difficult</u> to make connections. Some answers were missing.	Character's answers were too <u>unclear</u> or <u>confusing</u> . Answers did not answer the questions. Many missing answers. No answers.
Mechanics: spelling, sentence structure, capitalization, and punctuation	Only <u>minor</u> errors were made	A few errors were made, <u>did not</u> interfere with understanding	<u>Several</u> errors were made, making understanding difficult at times	<u>Many</u> errors were made, making understanding very difficult





# “WHEN YOU REACH ME” 7<sup>TH</sup> GRADE SUMMER READING PROJECT 2019

## INSTRUCTIONS

- After reading “When You Reach Me,” choose a character to interview.
- Write 10 questions to ask your character, and write answers based on how your character might respond.
- Use the planning page to help you focus your questions
- Type or write neatly using lined paper
- Create a cover page for your interview that includes the book title, author, and a picture (drawn or collaged) that represents the book.
- Interviews and cover sheets will be graded using the attached rubric.



## INTERVIEW A CHARACTER FROM "WHEN YOU REACH ME"

1. Think of 10 questions that are relevant to the story that you would like to ask your favorite character.
2. Write answers to the questions based on how the character would most likely answer them. Think about how the author describes the character's personality because it may give you insight into how the character would answer. For example, if your character is a teenager, he or she might answer a question using different language than an adult. A bully might use different language than a shy character, too.
3. Questions and answers must be written in this format:  
*Interviewer: This is the question you ask your character.*  
*Character Name: This is the answer the character would give.*
4. Here are examples of some question starters: Describe... Do you agree that... What do you think about... What is most important to you... How did you decide about... What might happen if... What solutions would you suggest... What is the significance of... How do you feel about....



# INTERVIEW PLANNING QUESTIONS

Character: Who is the main character (protagonist)? What details and specific facts would reveal the most about your character?

---

---

---

---

---

---

---

---

Personality: What character personality traits are you going to include in your interview (ex: anger, shyness, bravery)

---

---

---

---

---

---

---

---



Summary: What important events from the story are you going to highlight?

---

---

---

---

---

---

---

---

---

---

Cover page art: What pictures or images can you look for that will relate to the theme/purpose of the book?  
What pictures will help someone reading your interview be more interested in your book?

---

---

---

---

---

---

---

---

---

---





## Rubric

	4	3	2	1
Number of questions and answers	10 questions and answers were written.	8-9 questions were written.	5-7 questions were written.	0-4 questions were written
Chapter or page numbers were given.	Chapter or page # included for every question and answer	Chapter or page # included for most question and answer	Chapter or page # NOT included for most question and answer	NO chapter or page # given.
Questions asked shows that you understand the character's role in the plot of the story.	All questions asked about situations or events that were important to the plot. Questions are from entire book.	Most questions asked about situations or events that were important to the plot. Questions came from most of the book.	Many questions asked about unimportant events or minor details. The questions only came from one part of the book.	Questions were unclear. unimportant, confusing, or did not show your understanding of the plot. Could not confirm if questions came from the book or not.
Character's answers shows that you understand the character's role in the plot of the story.	Character's answers had important, specific details. All questions were answered.	Character's answers had enough details. 1-2 questions were missing.	Character's answers had limited details, making it difficult to make connections. Some answers were missing.	Character's answers were too unclear or confusing. Answers did not answer the questions. Many missing answers. No answers.
Mechanics: spelling, sentence structure, capitalization, and punctuation	Only minor errors were made	A few errors were made, did not interfere with understanding	Several errors were made, making understanding difficult at times	Many errors were made, making understanding very difficult

