

3rd Grade Winter Break Packet

Due Date: February 24th, 2020

Name: _____

Parent Signature:_____

This packet will be a full grade on next report card. Completion is mandatory!

Session 3—Reading and Writing

Directions

In this part of the test, you are going to read a story called “Grandpa’s Camera” and a story called “A Painter’s Job” and write about what you have read. You may look back at the stories as often as you like.

Now turn the page and begin.

Grandpa's Camera

- 1 Don and his grandfather enjoyed going on walks to the park each week. Don liked to see the trees, plants, and animals there. One day Don asked his grandfather if they could take pictures on their walk.
- 2 "That's a great idea, Don," said his grandfather. "The next time we go for a walk, I'll bring my camera."
- 3 The next week Don and his grandfather went for their walk. Grandfather took his camera out of a bag.
- 4 "That doesn't look like any camera I've ever seen," said Don. "Why is it so big?"
- 5 "Well, Don," said Grandpa. "This camera is much older than most cameras you've seen. In fact, it was my father's camera. Some people think that old things aren't useful anymore. But, I like this camera better than any other I've ever used."
- 6 Grandpa showed Don how to take a picture with the camera. First, he looked through the window of the camera. He lined up the camera to take a picture of a butterfly. Then, he pressed the button at the top of the camera. The machine clicked loudly. Then, a lightbulb flashed. Grandfather turned a button at the top of the camera, and the camera made more clicking sounds.
- 7 "Do you think that camera will really take good pictures?" asked Don.
- 8 "I think you'll be very surprised, Don," said Grandfather with a smile.
- 9 Grandfather and Don went on their walk together the following week.
- 10 "Here, I wanted to show you something," Grandfather said. He gave Don the pictures they had taken the week before with the camera. Don could not believe how beautiful and colorful the pictures were. One showed a squirrel climbing a tree. Another showed a bright red flower soaked by raindrops.
- 11 "I've never seen such nice pictures before!" Don exclaimed. "I like this picture the best." He pulled out a picture of Grandfather and him standing in front of a park bench.

12 Grandfather smiled. "Yes, that's my favorite picture, too. Maybe we should take a few more. We might be able to take even better pictures this week." Grandfather took out the camera and took a picture of a bird sitting in a bush.

13 "Maybe someday you can have this camera, Don," said Grandfather. "Then you can take beautiful pictures with it, too."

38

Explain the steps Grandfather takes to use his camera. Use details from the story to support your answer.

Write your answer in complete sentences.

Plan Your Answer


This is a space where you can plan your answer to question 39 on the next page. Read the question and make notes below about how you might answer it. Then write your final answer on pages 25–26. Your writing on this page will *not* count toward your final answer.

Handwriting practice lines consisting of 20 horizontal lines. Each line set includes a top blue line, a middle red line, and a bottom blue line.

Read this story. Then answer questions 40 and 41.

A Painter's Job

1 Alexander loved to paint. After school each day, he painted before dinner. After dinner, he painted until it was time for his homework. Once he finished his homework, he painted until bedtime. Alexander made pictures of all sorts of things. He painted mountains, animals, and famous people. But he always used many colors. He loved trying to use every color of the rainbow in his paintings.



2 One day at school, Alexander's teacher was talking about jobs. Alexander began wondering if he could ever get a job as a painter. After school that day, he asked some of his neighbors if they needed a painter. After many people said no, Mr. Sanders finally said yes. "I'll pay you to paint my fence, Alexander," he said. "I already have the paint and brushes ready to go."

3 Alexander's parents thought it sounded like a good idea. But they warned Alexander that it might not be what he expected. "Painting a fence isn't exactly like painting a picture," said Alexander's father.

4 "It'll be great!" said Alexander. "It's just the right job for me."

5 When Alexander arrived at Mr. Sanders' house the next day, he was surprised. He had imagined he would have every color of the rainbow. But the only paint Mr. Sanders had was white, and he had only one big brush.

6 Alexander felt sorry that he didn't have many different brushes and colors. Still, he wanted to do a great job.

7 "What would you like me to paint?" he asked Mr. Sanders. "I can paint all kinds of animals, mountains, trees, and different people."

8 "Well, I just need you to paint the fence," said Mr. Sanders. "Just paint it all white."

9 Alexander could now tell this job was not what he expected. All morning he dipped the big brush into the paint and painted the whole fence white. There were no pretty pictures or rainbow colors. It was just a plain white fence, but it looked nice at least.

10 "You did a good job," said Mr. Sanders, giving Alexander a few dollars.

11 "Thank you," said Alexander. "It wasn't what I expected, but I'm glad I did a good job."

12 The next day, Alexander took the money to the store. He bought some new brushes and new paints in all the colors of the rainbow.

40

How is painting a fence different from painting a picture? Which does Alexander prefer? Which would you prefer?

Write your answer in complete sentences.

41

Explain how Alexander feels when he sees the paint and brush he must use to paint the fence. What does this show the reader about Alexander?

Write your answer in complete sentences.

Session 4—Reading and Writing

Directions

In this part of the test, you are going to read a story called “Rainy Day Blues,” a permission slip, and a letter. Then you will write about what you have read. You may look back at the stories as often as you like.

Now turn the page and begin.

Rainy Day Blues

- 1 Miguel stared out the big window in the living room, wishing that the sun would come out. The rain had been coming down in buckets for the last three days. Miguel and his sister, Sonia, had been stuck inside the whole time.
- 2 Miguel looked across the room. Sonia was sitting on the carpet, enjoying a glass of grape juice as she put together a puzzle. Miguel was tired of reading and putting together puzzles. He wanted to go outside and play catch with his friends. Miguel looked longingly at the football that sat by the front door. He felt certain that one game of catch would fix these rainy day blues.
- 3 Miguel and Sonia's parents didn't allow them to play catch inside the house, but they would surely forgive one quick game. Without thinking, Miguel grabbed the ball and tossed it across the room to Sonia.
- 4 "Hey Sonia, catch!" he exclaimed as he threw the ball.
- 5 Sonia looked up and saw the football headed in her direction. She reached out to catch it but missed. The ball landed beside her and knocked over the glass of juice, spilling its contents onto the carpet.
- 6 Sonia gasped when she saw what had happened. Miguel rushed to the bathroom to grab some towels. The children did their best to clean up the spill, but it was too late. The purple juice had left a large mark on the tan carpet.
- 7 "What are we going to do?" Sonia asked.
- 8 Miguel had an idea. He walked over to the other side of the room and grabbed a small rug.
- 9 "Here," he said as he placed the rug over the spill. "We can use this to cover up the mark."
- 10 Sonia didn't think this was a good idea. After all, Mama would wonder why they had moved the rug. Miguel then moved a potted plant over the spill. Sonia didn't think this plan would work either. Their parents would just question them about the placement of the plant. Miguel then put a throw pillow over the mark, and Sonia just shook her head.
- 11 "Well, what do you think we should do?" Miguel asked in a worried voice.
- 12 "Remember when you forgot to do your homework, and you told your teacher that you lost it?"

- 13 Miguel nodded his head.
- 14 “Your teacher found out what really happened, didn’t she?”
- 15 “Yes,” Miguel said, hanging his head. He never should have made up that story about his homework.
- 16 Miguel looked at the carpet and knew that his sister was right. He had to tell his mother about the mark. Miguel found his mother in the kitchen and explained what had happened. To Miguel’s surprise, his mother gave him a hug and thanked him for telling the truth.
- 17 With a little soap and water, Miguel’s mom was able to get the mark out of the carpet. Before returning to the kitchen, she told Miguel to remember the rules—no playing catch in the house!
- 18 He smiled and said, “Don’t worry, Mama. I think I’ve had enough excitement today!”
- 19 Miguel was content to spend the rest of the day helping Sonia with her puzzle.

42

Why does Miguel wish that the sun would come out? Use **two** details from the story to support your answer.

Write your answer in complete sentences.

43

Why does Sonia disagree with Miguel's plan to cover up the stain on the rug? Use **two** details from the story to support your answer.

Write your answer in complete sentences.

44

What happens when Miguel tells his mother about the stain? Use **two** details from the story to support your answer.


Write your answer in complete sentences.

1


This square is one square unit.

 = 1 square unit

Which of the figures below have areas of 4 square units? Select ALL that apply.




A



B



C



D




E

2

This square is one square unit.



 = 1 square unit

Which of the figures below have areas of 6 square units? Select ALL that apply.



3

Charlotte is covering her notebook with 1-inch-square stickers. Each sticker is put next to the other.




Exactly how many 1-inch-square stickers does she need?

- A** 200 stickers
- B** 94 stickers
- C** 144 stickers
- D** 25 stickers

4

Using the grid, estimate the area of the shaded region.




 = 1 unit

- A 4 units
- B 8 units
- C 12 units
- D 20 units

5


Matthew is building a fort in his backyard. The blueprint for the fort is shown below.



What is the area, in units, of the fort?

- A 29 square units
- B 30 square units
- C 33 square units
- D 34 square units


What is the area of this figure?



- A** 1 square unit
- B** 4 square units
- C** 5 square units
- D** 6 square units

7

Estimate the area of the parallelogram in square units.



- A 1 square unit
- B 16 square units
- C 21 square units
- D 100 square units

For Question 8:

Book 1

TIPS FOR TAKING THE TEST

Here are some suggestions to help you do your best:

- Read each question carefully and think about the answer before choosing your response.
- You have been provided with a ruler to use during the test. Use the ruler whenever you think it will help you to answer the question.
- Plan your time.

8

Which two fractions both represent the same location on a number line?


A $\frac{2}{3}, \frac{1}{5}$

B $\frac{3}{4}, \frac{6}{8}$

C $\frac{2}{4}, \frac{3}{5}$

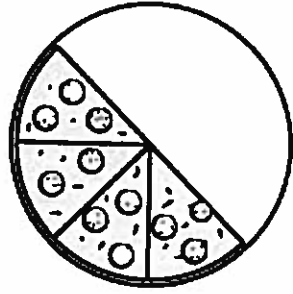
D $\frac{5}{6}, \frac{5}{8}$

The following questions are not about a passage.

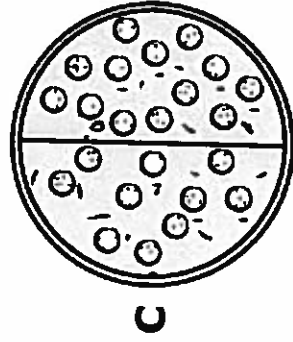
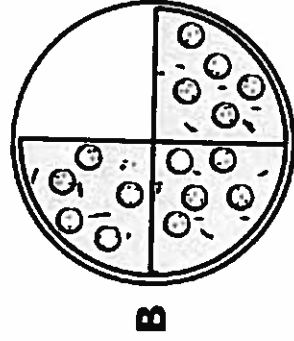
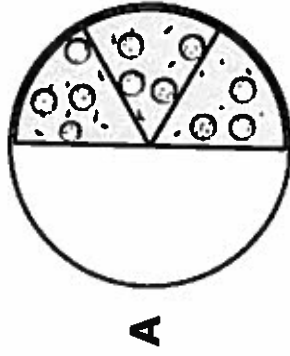


9

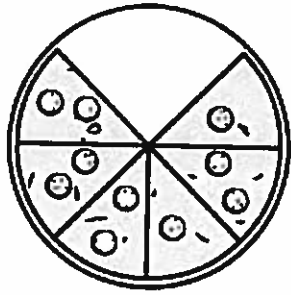
Nick ate pizza for dinner. The pizza below shows the fraction of pizza that was left.



Which of these shows the fraction that is equal to the fraction of pizza left after Nick ate?



D



10

The fraction $\frac{2}{6}$ is shown on the number line below.

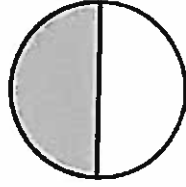
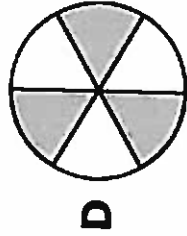
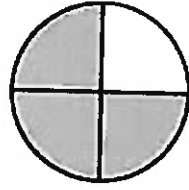
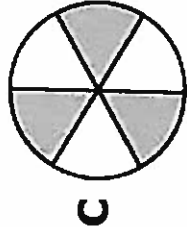
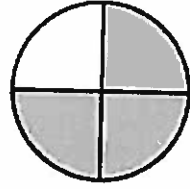
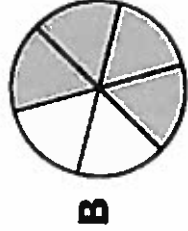
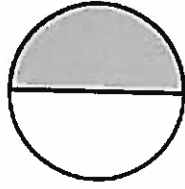
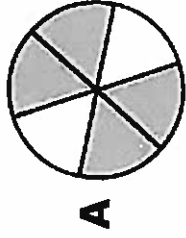


Which of the following number lines shows a fraction equal to $\frac{2}{6}$?



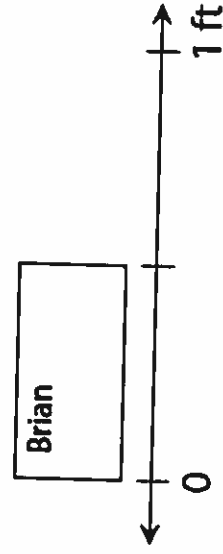
11

Which pair of circles shows shaded parts of the whole that are equivalent?

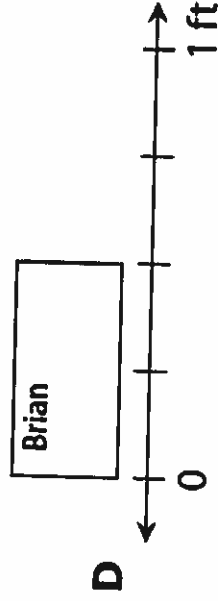
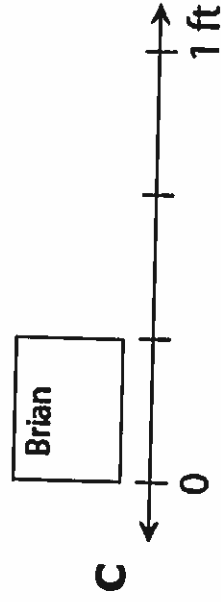
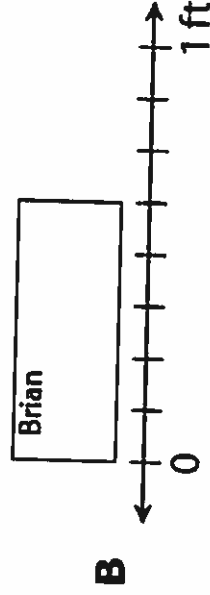
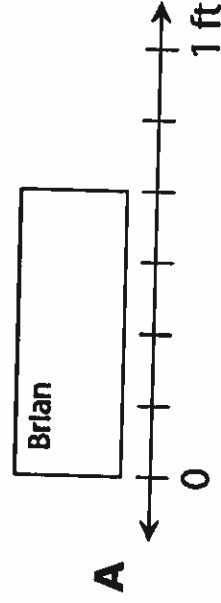


12

Brian measured his name tag on a number line, as shown below.








Which name tag has a length equal to Brian's name tag?




13

Which two shapes are shaded to show fractions that are equal?




14


Ricardo picks 30 flowers from his garden. He wants to give the same number of flowers to each of his 5 cousins. Which picture shows how many flowers Ricardo gives to each cousin?




A



B



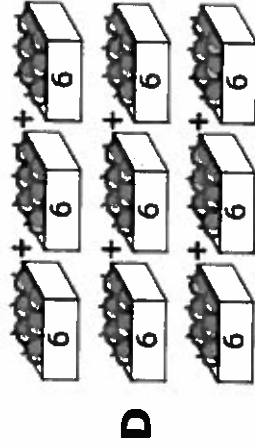
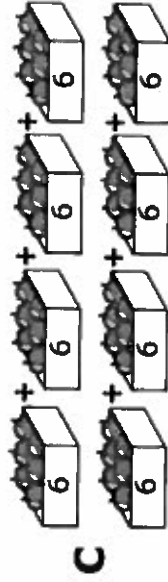

C



D

15

A market sells boxes of apples. Each box holds 6 apples. Which picture shows 54 apples placed into boxes?



16

Malik has 48 cubes. He puts them into 6 equal groups. How many cubes are in each group?

A 8

B 7

C 4

D 9

17

Megan had 30 pieces of candy. She and her 4 friends wanted to share them equally. What number sentence shows how to solve the problem?

A $30 \div 5 = \square$

B $30 \times 5 = \square$

C $30 \div 4 = \square$

D $30 \times 4 = \square$

18

Kris wants to buy these things:

- 2 necklaces for \$6 each
- 1 coat for \$56

About how much money will she need?

A \$80

B \$100

C \$60

D \$70

19

The Grant School has students in grades 3, 4, and 5. There are 148 students in grade 3 and 171 students in grade 4. When the number of students in each grade is rounded to the nearest ten, and the three rounded numbers are added together, the total number of students is 500.

Which of the following can be the actual number of students in grade 5?

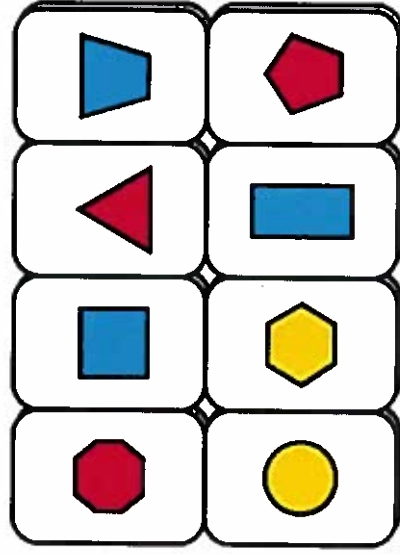
A 167

B 178

C 189

D 195

Some friends are playing a card game. The set of cards has 8 different shapes. Each of the shapes comes in 3 different colors.



The friends mix up the cards and pass out all of the cards so that everyone has an equal number of cards. Each friend gets 6 cards, with no cards left over.

Which equation can be solved to find how many friends are playing the game (n)?

A $n \times 8 \times 3 = 6$

B $8 \times 3 \div n = 6$

C $8 + 3 \times 6 = n$

D $6 + 8 \times 3 = n$

