


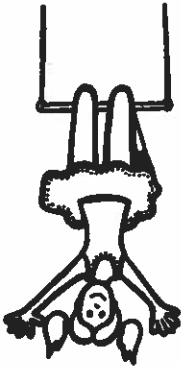
a  
o




\_\_\_pple




\_\_\_n



\_\_\_crobat



\_\_\_ctopus




\_\_\_ntenna



\_\_\_ctober



\_\_\_stronaut





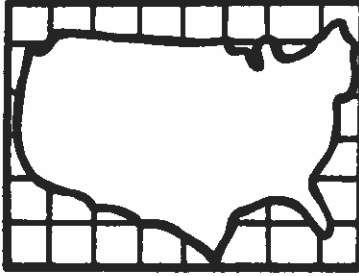





\_\_\_x

Compl

Focu

Short  
Short  
Short  
Short  
Short  
Short  
Short  
Short  
Short  
Short

	a a o o	
f		
r		
d		
m		
		d g p n


a

a

o

o

c




p

l




t

r



g

t




n

mplet

Focus

hort a  
hort i  
hort c  
hort u  
Short e  
Short \\\  
Short \\\  
Short \\\  
Short



	Yes	No
Did the hat fit the man?	_____	_____
Is the man hot?	_____	_____
Is the man fat?	_____	_____
Is the man sad?	_____	_____
Is the cat on his lap?	_____	_____
Is the cat fat?	_____	_____

i  
o



\_\_ll



\_\_n




\_\_nvitation




\_\_gloo




\_\_peration



\_\_x






\_\_nch





\_\_ctopus

ple  
ocus  
ort a  
ort i  
ort c  
ort t  
ort e  
ort \n  
ort \n  
ort \n  
ort \n

r	i o o o	t
d		g
m		d
p		p


i o o o

p




p

m



t

b





b

t



m



The tot is blue.

The bib is yellow.

The rat is red.

The dog is orange.

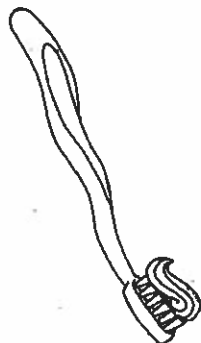

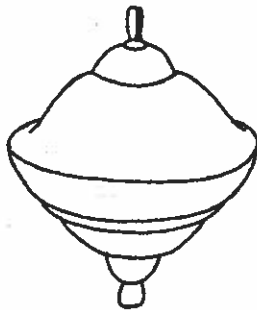



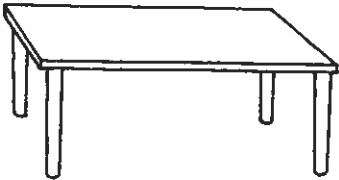
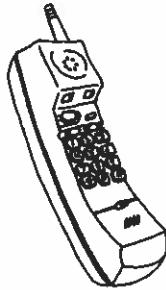
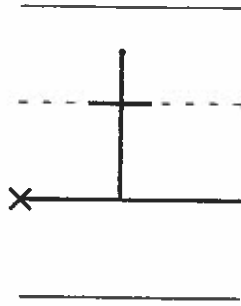

The ram is brown.

The pop is green.



ete  
—  
is  
—  
a  
i  
to  
tu  
te  
rtV  
rtV  
rtV  
rtV  
ort\





Color the pictures that begin with the sound /t/.

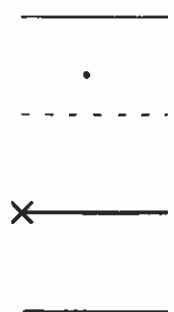

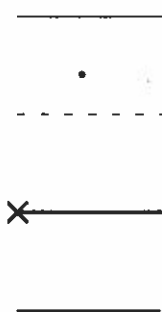
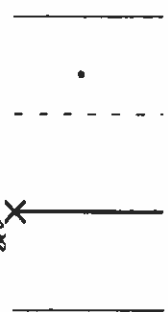
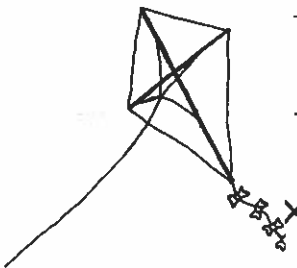
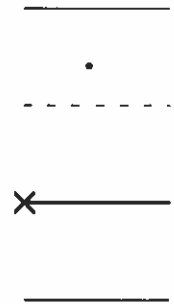

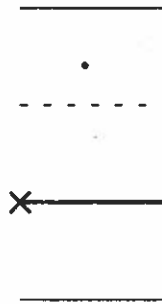
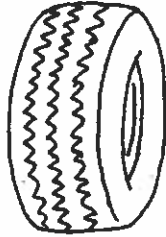
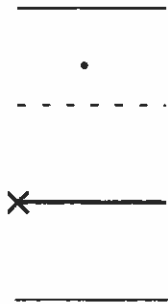

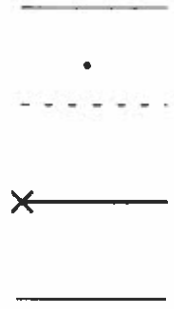

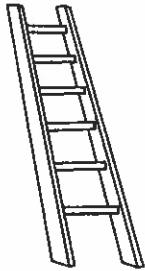
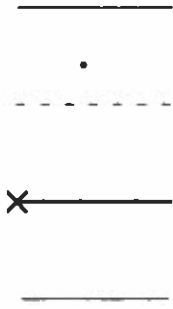
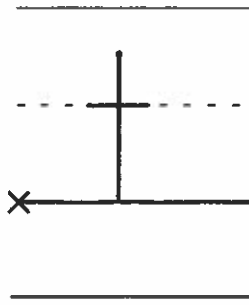

C

a


a

t

Draw pictures that begin with each sound.



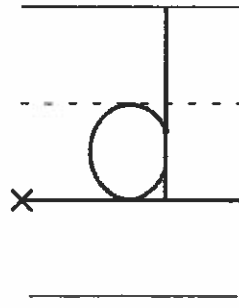

Write the letter *t* next to each picture that begins with the sound /t/.



cat

x

x




Color the pictures that begin with the sound /d/.

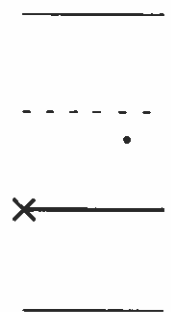
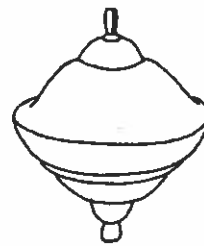

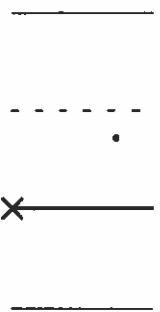
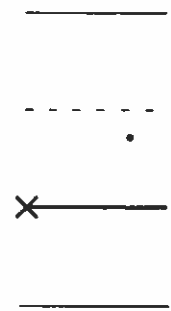

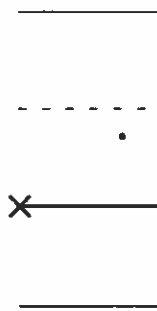
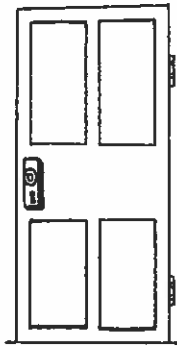

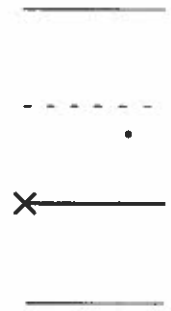
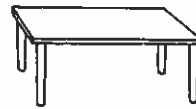
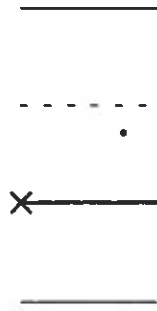
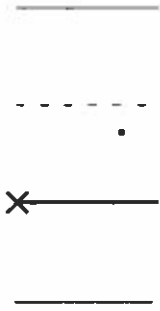

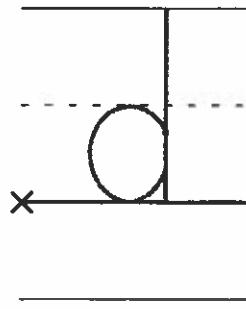

C

t

a

d





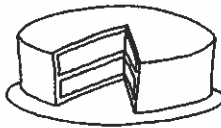






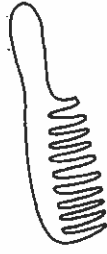
Draw pictures that begin with each sound.



cat

dad



 <p>_____</p> <p>-----</p> <p>X _____</p> <p>_____</p>	 <p>_____</p> <p>-----</p> <p>X _____</p> <p>_____</p>	 <p>_____</p> <p>-----</p> <p>X _____</p> <p>_____</p>
 <p>_____</p> <p>-----</p> <p>X _____</p> <p>_____</p>	 <p>_____</p> <p>-----</p> <p>X _____</p> <p>_____</p>	 <p>_____</p> <p>-----</p> <p>X _____</p> <p>_____</p>
 <p>_____</p> <p>-----</p> <p>X _____</p> <p>_____</p>	 <p>_____</p> <p>-----</p> <p>X _____</p> <p>_____</p>	 <p>_____</p> <p>-----</p> <p>X _____</p> <p>_____</p>
 <p>_____</p> <p>-----</p> <p>X _____</p> <p>_____</p>	 <p>_____</p> <p>-----</p> <p>X _____</p> <p>_____</p>	 <p>_____</p> <p>-----</p> <p>X _____</p> <p>_____</p>

Write the first sound in each word.

I can identify the title, problem, and solution in a book. (2)

Name: \_\_\_\_\_

After reading or listening to a book with a problem and solution in it, fill out the following boxes using pictures and words.

The title of the book we read was:

The problem in this story was:

The solution was:

21  
I can read, write, and illustrate sight word sentences.

Read it

I like my blue bag.

Write it

Illustrate it

21  
I can read, write, and illustrate sight word sentences!

Read it

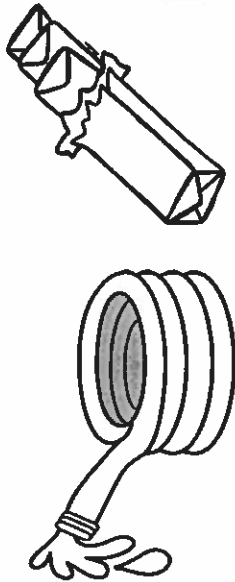
I can see you in the bus.

Write it


Illustrate it

I can read words with long and short vowels.

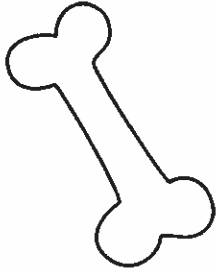
Color the picture that matches the word.




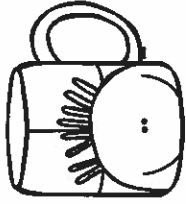
gum



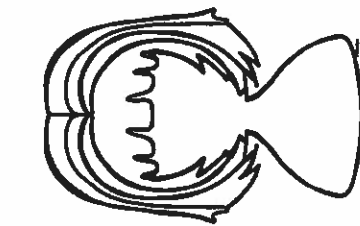
bone





poke



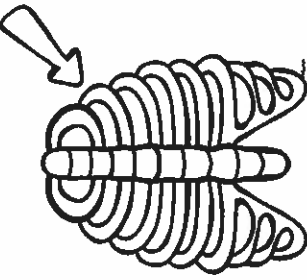
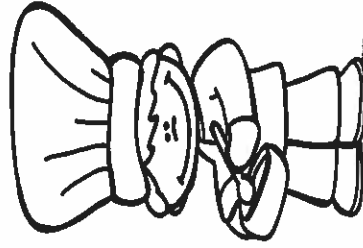
sit



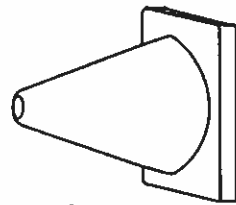
joke





mix



vote



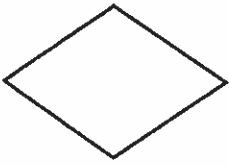
pit




nose

# I can identify 2-dimensional and 3-dimensional shapes.


Circle the correct description of each shape. Color the 2D shapes green and the 3D shapes blue.



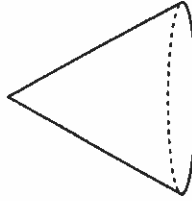
2D or 3D  
rhombus or square



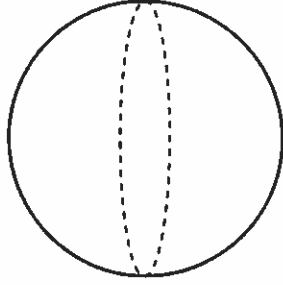
2D or 3D  
cylinder or cone



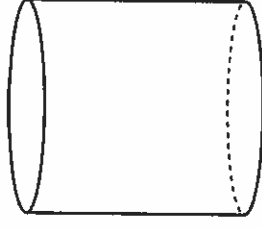
2D or 3D  
circle or oval



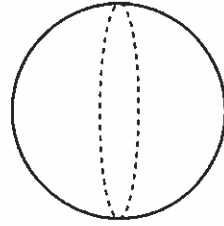
2D or 3D  
triangle or cone



2D or 3D  
sphere or cone




2D or 3D  
circle or cylinder



2D or 3D  
sphere or square



2D or 3D  
pyramid or rectangle



2D or 3D  
square or oval

I can count by 5s and 10s.

**5s**

5			20	
30			45	
		65		75
	85	90		

**10s**

10		40	
60	70		100

I can count by 5s and 10s to 100.

1	2	3	4	5	6	7	8	9	10
11	12	13	14	15	16	17	18	19	20
21	22	23	24	25	26	27	28	29	30
31	32	33	34	35	36	37	38	39	40
41	42	43	44	45	46	47	48	49	50
51	52	53	54	55	56	57	58	59	60
61	62	63	64	65	66	67	68	69	70
71	72	73	74	75	76	77	78	79	80
81	82	83	84	85	86	87	88	89	90
91	92	93	94	95	96	97	98	99	100

Count to 100 by 5s and 10s, then color the "5s" red and the "10s" yellow. Color numbers with both colors if needed. For example, 10 is used when counting by "5s" and "10s", so it will look orange...



I can illustrate the meaning of these two words  
using pictures and/or words.

(Parents can dictate student responses if necessary.)

near

far