

# Literacy

After reading from your book baggie or on MyOn, please complete one of the following each day:

- I Can Read A Non-Fiction Text
  - Listen to Reading
  - Elements of a Story
- Character and Setting Organizer
- Draw a Picture and Write about what You've Drawn.

# QUESTIONS TO ASK ABOUT READING

## AUTHOR'S PURPOSE

- Is the author trying to persuade, inform, or entertain the reader?
- What message does the author want the reader to know?
- Why did the author write this piece?

## ASKING QUESTIONS

- What questions do you have about what you read?
- What is something that you would ask the author?
- What else would you like to know about this topic?
- What do you think was the most important part?

## MONITORING YOURSELF

- What background knowledge do you have that relates to this text?
- Did you ask yourself questions as you read?
- Did you reread sections that were difficult?
- What did you do when you came to a word you didn't know?

## INFERENCE

- What is a generalization you can make about the main character?
- What is something you can figure out about the story that the author didn't tell you?

## SUMMARY & MAIN IDEA

- What is the main idea? What are two supporting details?
- What would be a good title for this selection?
- What happened at the climax of the story?
- Write a summary including beginning, middle, and end.

## CONNECTIONS

- What does this passage remind you of?
- What is another book you have read that has something in common with this one?
- What books have you read that have a similar theme or message?
- What is something you have learned this year that relates to the story?



# I CAN READ A NON-FICTION TEXT!

# 5

1. WHO is the text talking about?

2. WHAT is happening?

3. WHEN are the events happening?

4. WHERE is it happening?

5. WHY is the text giving the information?

## THREE NEW WORDS OR WORDS I DON'T KNOW

# 3

1. \_\_\_\_\_

I think it means ...

2. \_\_\_\_\_

I think it means ...

3. \_\_\_\_\_

I think it means ...

# 1

One thing I learned from the text ...

# I CAN READ A NON-FICTION TEXT!

RI.2.1  
RI.2.4

1. WHO is the text talking about?

---

2. WHAT is happening?

---

3. WHEN are the events happening?

---

4. WHERE is it happening?

---

5. WHY is the text giving the information?

---

## THREE NEW WORDS OR WORDS I DON'T KNOW

1. \_\_\_\_\_

I think it means ...

2. \_\_\_\_\_

I think it means ...

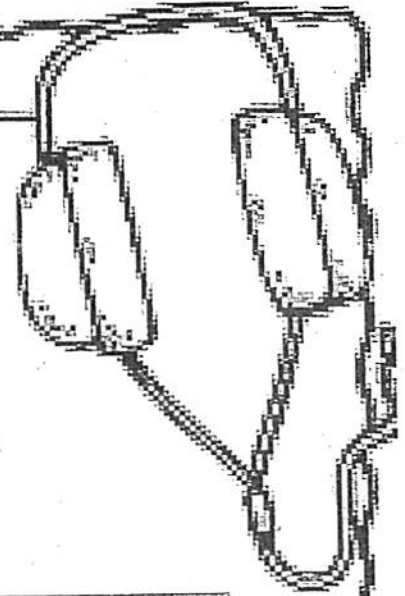
3. \_\_\_\_\_

I think it means ...

One thing I learned from the text ...


Name \_\_\_\_\_

# Listen to Reading



Book Title: \_\_\_\_\_

My Favorite Part...



\_\_\_\_\_

\_\_\_\_\_

\_\_\_\_\_


\_\_\_\_\_

\_\_\_\_\_

I would give this book



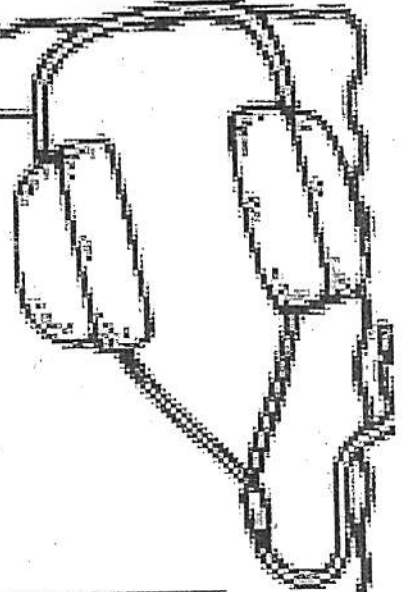
STARS!



Favorite Character


Name \_\_\_\_\_

# Listen to Reading



Book Title: \_\_\_\_\_

My Favorite Part...



\_\_\_\_\_

\_\_\_\_\_

\_\_\_\_\_

\_\_\_\_\_


\_\_\_\_\_

\_\_\_\_\_

I would give this book



STARS!



Favorite Character

# Elements of a Story

Name: \_\_\_\_\_

## PLOT

What happens in the story?

-----  
-----  
-----  
-----

## CHARACTERS

Name and Describe

-----  
-----  
-----  
-----  
-----  
-----  
-----

## THE STORY

Title:

-----  
-----

Author:

-----  
-----

## SETTING

Where and When?

-----  
-----  
-----  
-----  
-----  
-----  
-----

## PROBLEM

Describe the problem in the story.

-----  
-----  
-----  
-----  
-----

## SOLUTION

Describe how the problem is solved.

-----  
-----  
-----  
-----  
-----

Name:

## Character

Draw a character from the story.

Describe the character you drew.

## Setting

Draw the setting from the story.

Describe the setting you drew.



Name:

## Character

Draw a character from the story.

Describe the character you drew.

## Setting

Draw the setting from the story.

Describe the setting you drew.

Name:

## Character

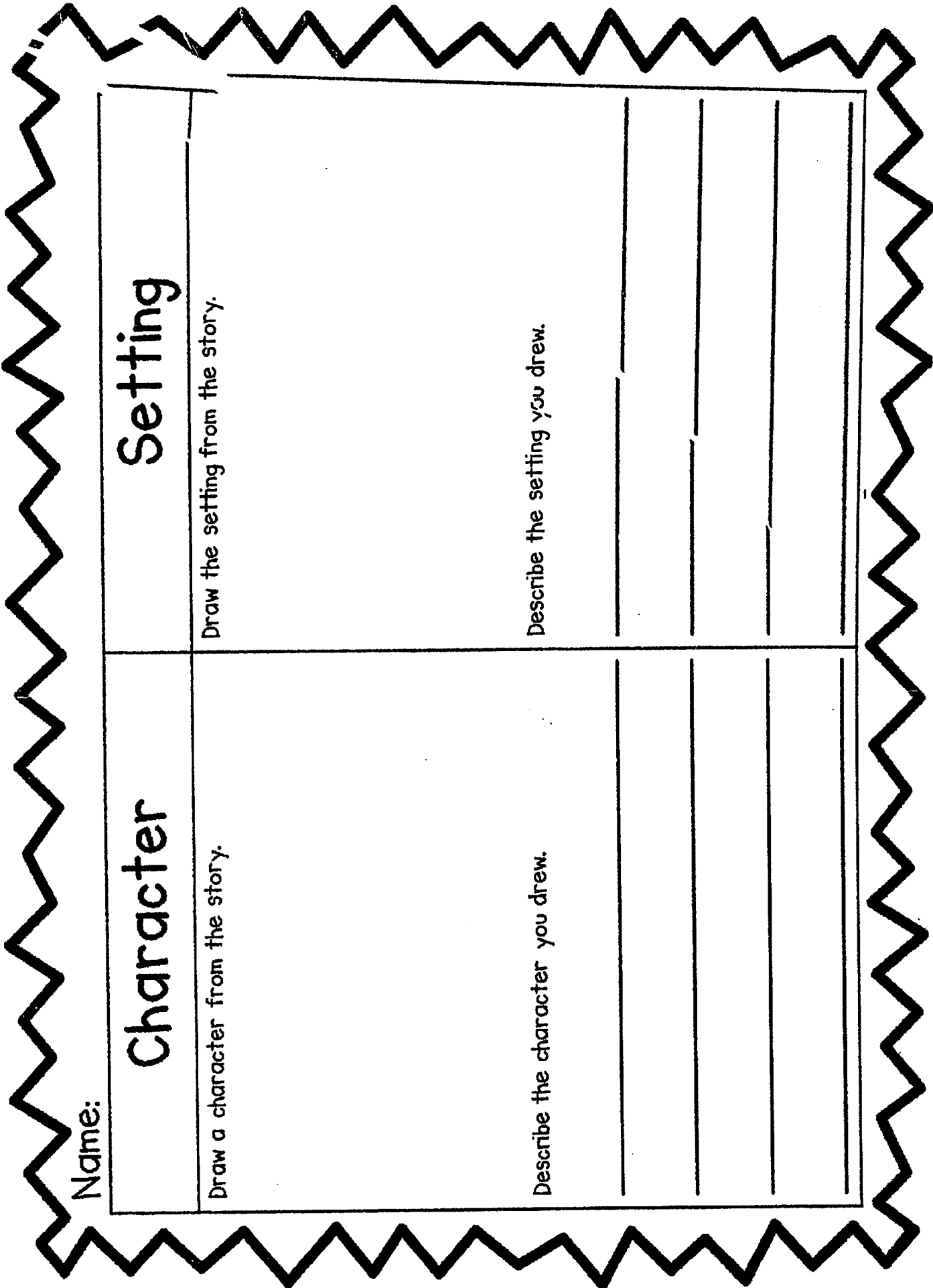
Draw a character from the story.

Describe the character you drew.

## Setting

Draw the setting from the story.

Describe the setting you drew.



Name: \_\_\_\_\_ Date: \_\_\_\_\_

The page contains a large empty rectangular box for drawing or writing, followed by several horizontal lines for writing.

I have a title for my writing.

Title: \_\_\_\_\_

I can begin my sentence with an uppercase letter.  
We can play!

I can put finger spaces between words.



I can punctuate each sentence.

. ? !

I can spell my words correctly and use inventive spelling as needed.

I can use descriptive words.

My handwriting is neat.

We can play! ☺  
*We can play!* ☺

My sentence makes sense.

We can play!



Name: \_\_\_\_\_ Date: \_\_\_\_\_

The page contains a large, empty rectangular box with a solid black border, occupying the upper half of the page. Below this box are seven horizontal lines, also with solid black borders, spaced evenly down the page, providing a ruled area for writing.

I have a title for my writing.

Title: \_\_\_\_\_

I can begin my sentence with an uppercase letter.  
*We can play!*

I can put finger spaces between words.



I can punctuate each sentence.



I can spell my words correctly and use inventive spelling as needed.

I can use descriptive words.

My handwriting is neat.


*We can play!* ☺  
*We can play!* ☺

My sentence makes sense.

*We can play!*



Name: \_\_\_\_\_ Date: \_\_\_\_\_



\_\_\_\_\_

\_\_\_\_\_

\_\_\_\_\_

\_\_\_\_\_



\_\_\_\_\_

\_\_\_\_\_

\_\_\_\_\_

\_\_\_\_\_

Blank writing area consisting of 15 horizontal lines.

<p>I have a title for my writing.</p> <p>Title: _____</p> <p><input type="checkbox"/></p>	<p>I can begin my sentence with an uppercase letter.</p> <p><u>We can play!</u></p> <p><input type="checkbox"/></p>	<p>I can put finger spaces between words.</p>  <p><input type="checkbox"/></p>	<p>I can punctuate each sentence.</p> <p>. ? !</p> <p><input type="checkbox"/></p>	<p>I can spell my words correctly and use inventive spelling as needed.</p> <p><input type="checkbox"/></p>	<p>I can use descriptive words.</p> <p><input type="checkbox"/></p>	<p>My handwriting is neat.</p> <p><i>We can play! ☺</i></p> <p><i>We can play! ☺</i></p> <p><input type="checkbox"/></p>	<p>My sentence makes sense.</p> <p><i>We can play!</i></p>  <p><input type="checkbox"/></p>
---	---	---	--	---	---	--	--