


STEP 1

On your phone, download the PupilPath app by Illuminate Mobile:



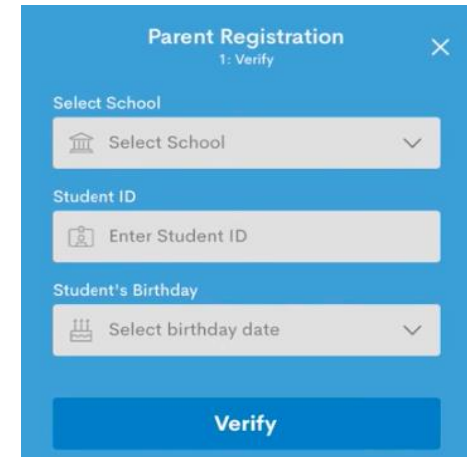
STEP 2

Open the app on your phone and tap Register. Choose Parent or Student:



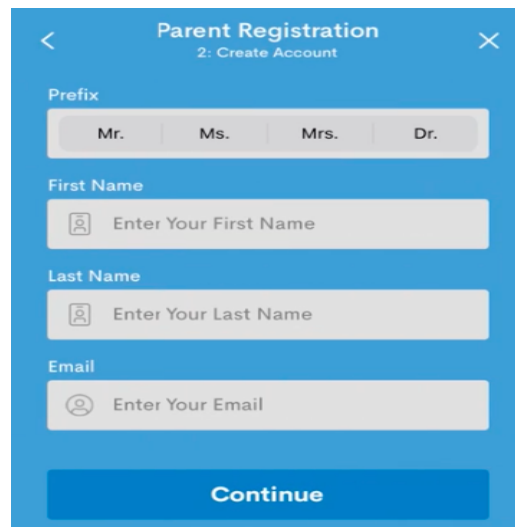
STEP 3

Select the student's school, enter the student's ID number, select the student's birthday and tap Verify (parent view shown below):



STEP 4

Tap your title, enter you first name, last name and email address and click Continue:



STEP 5

Check your email for the PupilPath activation email from donotreply@casenex.com. Click the link in the email, which will return you to the registration screen and automatically enter the activation code:



STEP 6

Enter and confirm your password and your account will be activated.

