

## PAPER PLANE CORN HOLE

**Get Ready:** You'll need 3 paper sheets per player, a bucket or laundry basket.

**Get Set:** Create 3 paper airplanes using a design of your choice. Place your bucket 5-10 feet away from your throwing line.

### GO!

- This event is called Paper Plane Corn Hole.
- The object of the game is to score points by throwing your paper airplane into your bucket. You have 1 minute to score as many as possible.
- Design and create 3 paper airplanes.
- On the start signal, fly your airplanes as many times as you can toward your bucket.
- Score 1 point for every plane that hits the outside of the bucket and 2 points for every plane that lands in the bucket.
- Write your score down on the Field Day Score Card.




## WIND BOWLING

**Get Ready:** 1 Balloon (or Paper Plate), 10 Plastic Cups

**Get Set:** Set 10 empty plastic cups at the edge of a table in single file along the edge.

### GO!

- This event is called Wind Bowling. The object of the game is to knock all the cups off a table edge using only the air from the balloon or paper-plate fan.
- You'll do that by blowing the balloon up and aiming the escaping air towards the empty plastic cups. If you don't have a balloon you can wave the paper plate like a fan with the fan's air hitting the cups.
- Score a point for every cup that gets knocked off the table.
- You have 1 minute to knock down as many cups as you can.
- Write your score down on the Field Day Score Card.



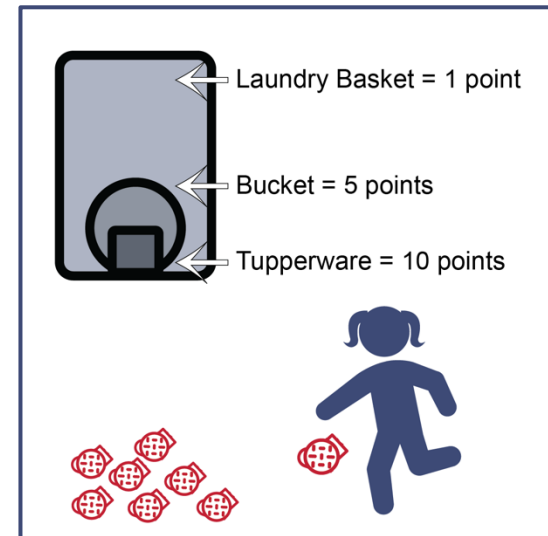
## SOCK-ER SKEE-BALL

**Get Ready:** 10 sock balls, 1 Laundry Basket, 1 Bucket, 1 Tupperware container

**Get Set:** Roll up the socks to make sock-balls. Stack the targets into skee-ball formation with the Tupperware inside the bucket and the bucket inside the laundry basket.

### GO!

- This event is called Sock-er Skee-ball. The object of this game is to score points by kicking the sock ball into the skee-ball targets.
- You'll do that by using your feet to kick the sock ball into the target.
- Score 1 point for every sock ball that lands in the laundry basket.
- Score 5 points for sock balls in the bucket.
- Score 10 points for sock balls in the Tupperware container.
- You get 10 chances to score as many points as you can.
- Write your score down on the Field Day Score Card.



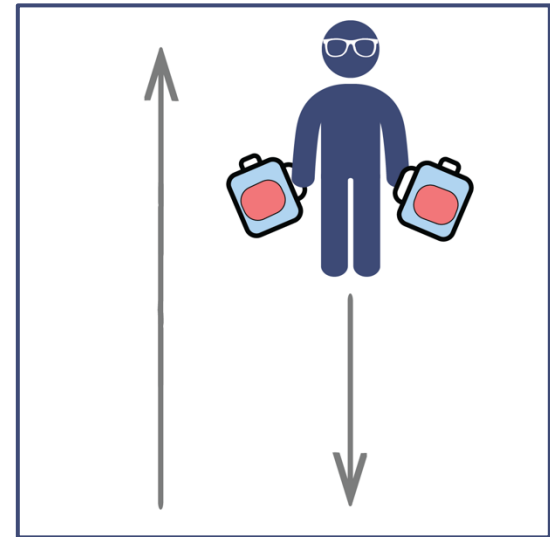
## MILK JUG RELAY

**Get Ready:** Two 1-Gallon Milk Jugs, Items to Mark Start/End Points (cones, socks, plastic cups, etc.), Clock or Stopwatch

**Get Set:** Set up an area to move in by making a starting point and ending point. Distance can be 15 to 30 walking steps from beginning to end. Fill two used 1-gallon milk jugs with water ( $\frac{1}{4}$ ,  $\frac{1}{2}$ , or full) and place at a start spot.

### GO!

- This event is called the Milk Jug Relay. The object of this game is to carry the milk jug across the room as many times as you can.
- You get 1 point for each full length you travel.
- Add extra challenge by carrying two milk jugs at once.
- You have 1 minute to complete the challenge.
- Write your score down on the Field Day Score Card.



# BOWL BALL

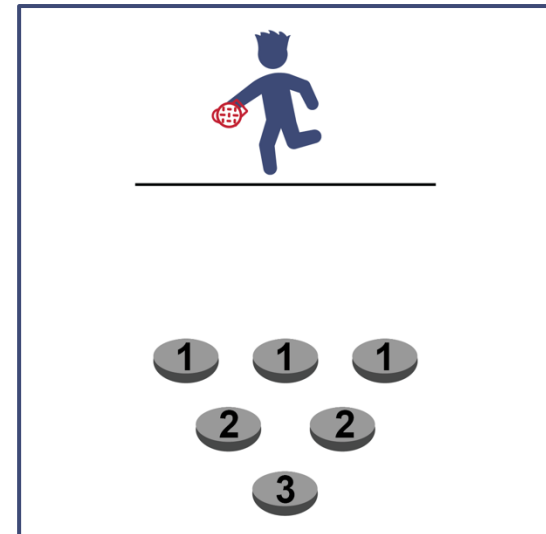
**Get Ready:** 6 Bowls, 1 Sock Ball, Paper & Pencil to Tally Score

**Get Set:** Set the bowls on the floor in a triangle pattern 3-4 inches apart. Put a piece of paper with the point total in the bottom of each bowl. Mark a throwing line 6-8 ft. away.

Hint: Big bowls are easier than small bowls!

## GO!

- The object of the game is to see how many points you can score in 1-minute.
- You do this by tossing the sock ball into the bowls and scoring points based upon where they land.
- After each throw, retrieve the sock ball and hustle back and throw again.
- If the sock lands in a bowl, use the pencil and paper to tally the points for that bowl.
- After 1-minute, calculate and write your total number of points
- Write your score down on the Field Day Score Card.




# Water Bottle Trap

**Get Ready:** 1 Empty Water Bottle, 1 Laundry Basket, 1 Sock/Tennis Ball

**Get Set:** Lean the edge of the laundry basket on top of the empty water bottle. Designate a rolling line 8-10 ft. away (the open side of the laundry basket should be facing you).

**GO!**

- The objective is to see how many points you can score in 1-minute.
- Do this by rolling the sock/tennis ball at the water bottle.
- To score the ball must hit the water bottle first (the roll does not count if it misses the bottle and knocks over the basket – sorry!).
- Rolls that hit the water bottle first score as follows:
  - 1 point = basket falls and traps ball only
  - 2 points = basket falls and traps water bottle only
- 3 points = basket falls and traps both ball and water bottle
- Write your score down on the Field Day Score Card.




## IF THE SHOE FITS

**Get Ready:** 1 Tennis Shoe, Spacious Area, Clean Feet

**Get Set:** Make sure you have plenty of unobstructed space around you.

### GO!

- How many points you can score in 1-minute?
- Put your foot partially into the tennis shoe.
- On the start signal, flip the shoe into the air.
- Score as follows:
  - 1 point = shoe lands on its side
  - 2 points = shoe lands right side up (sole of the shoe on the ground)
  - 3 points = shoe lands *perfectly* upside down (no sides touching the ground)
  - 0 points = if the shoe hits you in the head or knocks over a lamp.
- Don't forget to wash your foot 😊.
- Write your score down on the Field Day Score Card.



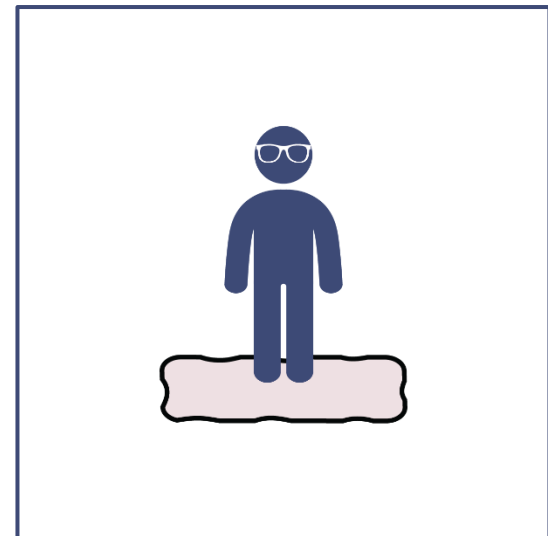
# TOWEL FLIP CHALLENGE

**Get Ready:** 1 large beach or bath towel

**Get Set:** Lay your towel out flat on your floor and stand on it.

## GO!

- This event is the Towel Flip Challenge. The object of this game is to flip the towel as fast as you can without stepping off of it.
- You can take small steps from one part of the towel to another. However, you can only move it when you have both feet firmly in place on top of the towel.
- The towel must be flat at the start and flat at the finish.
- You have 1 minute to complete the challenge.
- Write your score down on the Field Day Score Card.





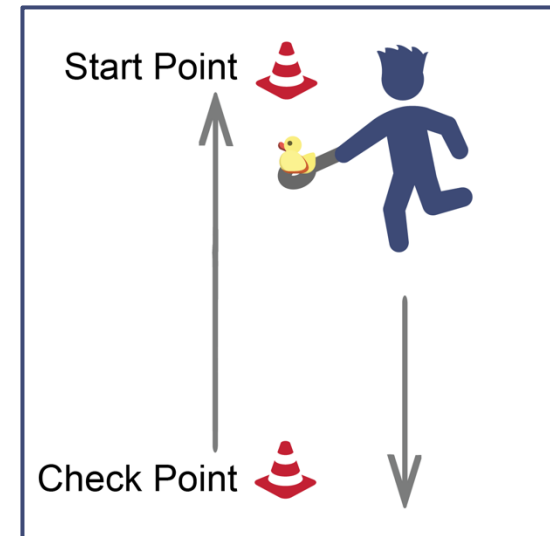
# SPOON RELAY

**Get Ready:** 1 spoon, 1 object to balance (small ball, marble, small toy), Items to Mark Start/Check Points (cones, socks, plastic cups, etc.), Clock or Stopwatch

**Get Set:** Set a starting point and a check point. Distance can be 15 to 30 walking steps from beginning to end. At the start point, get ready by placing the object on the spoon and balance it.

## GO!

- This is the Spoon Relay. You have 1 minute to Score points by completing laps with an object balanced on a spoon.
- On the start signal, move carefully from the starting point to the check point and back again (1 lap).
- Complete as many laps as possible without a drop.
- If you drop the object, stop walking, place it on the spoon, and begin again.
- Score 1 point for each lap completed without a drop.
- Write your score down on the Field Day Score Card.



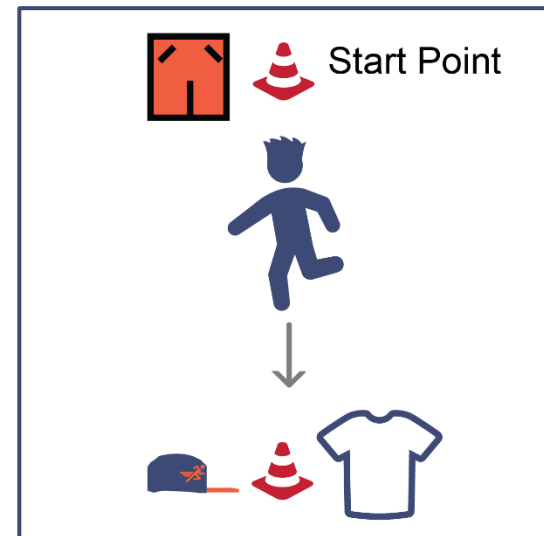
# CLOTHES RELAY

**Get Ready:** Oversized Tee Shirt, Oversized Shorts, and a Hat; Items to Mark Start/Check Points (cones, socks, plastic cups, etc.); Clock or Stopwatch

**Get Set:** Set up an area to move in by making a starting point and a check point. Distance can be 15 to 30 walking steps from point to point. Put the shirt and hat on the check point opposite from the start point, put the shorts on the start point.

## GO!

- This event is called the Clothes Relay. The object of this game is to see how fast you can go from point to point putting on the clothes and then finishing at the starting point.
- On the start signal, jog down to the check point and put on the t-shirt, then jog back to the start point and put on the shorts, then jog back to the check point and put on the hat, then jog back to finish at the start point.
  - Start the Clock on “Go” and stop when you cross the finish
  - Write your score down on the Field Day Score Card.




# PENGUIN RACE

**Get Ready:** 1 Sock or Tennis Ball and 2 Plastic Cups per Person

**Get Set:** Set the plastic cups 15-20 ft. from each other.

**GO!**

- You are a Penguin – the ball is an egg.
- There are 2 different ways to play:  
(1) By Yourself or (2) Race A Partner.
- **By Yourself Challenge** – How many points you can score in 1-minute?
  - Place the egg between your knees and waddle back and forth from one cup to the other. When you reach the cup, turn it over.
  - If you drop the egg, do 5 jumping jacks before you continue.
  - Score 1 point for each cup you turn over.
- **Race A Partner Challenge** – Be the first Penguin to turn over 6 cups!
  - On the start signal, waddle to the first cup and turn it over.
  - Now hustle back to the other cup (as much as one can hustle while waddling). Continue back and forth.
  - If you drop the egg, do 5 jumping before you continue.
- First to turn over 6 cups wins the race (scores 6 points).
- Write your score down on the Field Day Score Card.



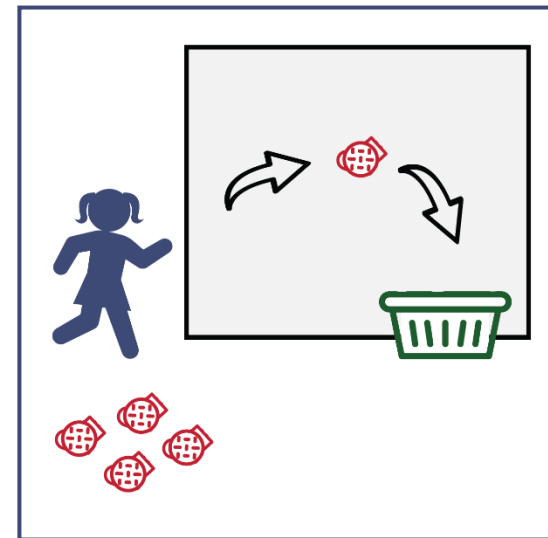
# BACKBOARD BANK IT

**Get Ready:** 5 Large Sock Balls, Laundry Basket or Bucket, A Wall

**Get Set:** Roll up the socks to make sock-balls. Place the basket or bucket against the wall. Mark a distance 5' – 10' from the basket.

**GO!**

- This event is called Backboard Bank It.
- The object of this game is to score as many points as you can in 1 minute.
- Do that by tossing the sock balls off of the wall and into the basket. You **MUST** use the wall as your backboard and bank it into the basket.
- Score a point for every sock that is banked into the basket.
- Write your score down on the Field Day Score Card.



# COIN FLIP 400-METER DASH

**Get Ready:** 1 Coin

**Get Set:** Find an open space with enough room to run in place safely. Hold the coin in your hand – be ready to flip it.

**GO!**

- This event is the Coin Flip 400-Meter Dash!
- The object is to run 400 running steps as fast as you can. Remember, you're running in place. Your feet move, but you stay in one spot.
- On the start signal, flip the coin. Let it land flat on the floor. If it lands on "heads" run 20 running steps and then flip the coin again.
- If the coin lands on "Tails" do not run. Flip again until it lands on heads.
- Count your steps out loud. When you get to 400, time stops, and the dash is over.
- Record your time on the Field Day Score Card.



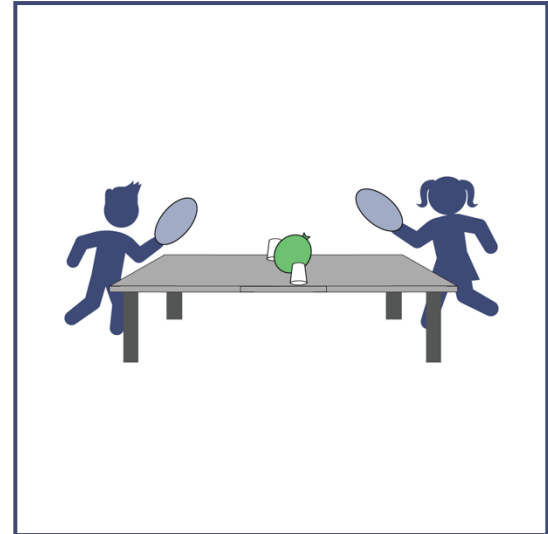
# FAN-A-WAR

**Get Ready:** 1 Paper Plate (Piece of Cardboard or a School Folder) per Player, Center Line (2 Shoes or Cups will work) 1 Ping Pong Ball or a Balloon

**Get Set:** Create a center line on a table or the floor. Place the balloon or ball on the center line. Both players across from each other with the centerline in between them.

## GO!

- This event is called Fan-a-War.
- The object of this game is to keep the ball on the opponent's side of the center line. You will have 1 minute.
- On the start signal, begin fanning the ball toward your opponent's side of the center line and away from your side.
- Continue for 1 minute. Score 5 points if the ball is on your opponent's side.
- Play and score 2 rounds and then write your score down on the Field Day Score Card.



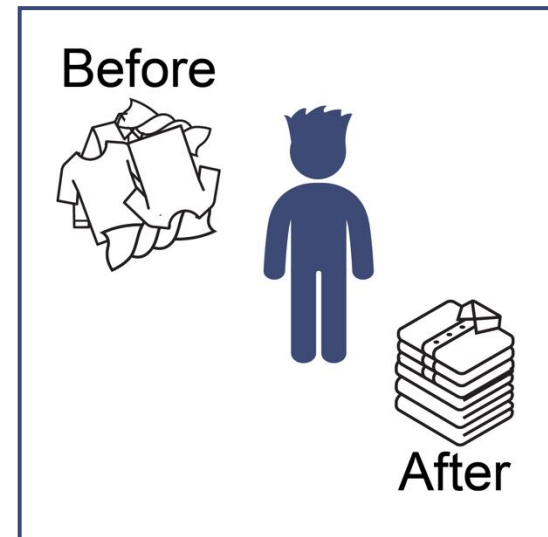
# FAST FOLDER

**Get Ready:** 10 Clothing Items from a Laundry Basket for Each Player

**Get Set:** Place 10 items from your laundry basket in a pile next to you.

**GO!**

- This event is called Fast Folder.
- The object of this game is to score points by folding each item (shirt, pants, shorts, etc.). You have 1 minute to fold as many as possible.
- On the start signal, begin folding each piece of laundry.
- Score 1 point for each piece of laundry folded in one minute. Max 10 points.
- Write your score down on the Field Day Score Card.



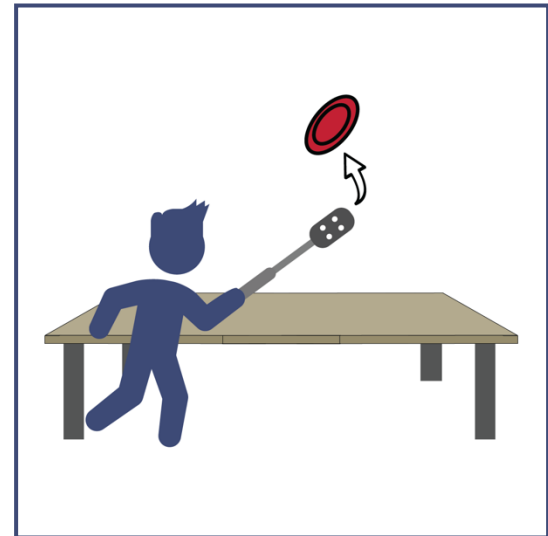
# FLIP YOUR LID

**Get Ready:** Kitchen Spatula, 1 Tupperware/Plastic Lid

**Get Set:** Place the lid facing up on a table or floor.  
Get your spatula ready for some lid flipping!

**GO!**

- This event is called Flip Your Lid.
- The object of this game is to flip your Tupperware lid upside down to earn points.
- Place the lid facing up on the table or floor, then slide the spatula under and flip the lid in the air. Let it land flat on the table or floor.
- Score a point for every lid that you flip upside down (0 points if it lands right-side up).
- Quickly reset the lid each time you flip it.
- You will have 1 minute to see how many times you can flip the lid upside down.
- Write your score down on the Field Day Score Card.






# KEEP IT UP

**Get Ready:** 1–3 Balloons Per Player – Blow Them Up

**Get Set:** Clear a 10' indoor or outdoor space. Start with 1, 2 or 3 balloons.

**GO!**

- This is Keep It Up. The object is to strike the ball(s) up using your hands as many times as you can in 1 minute.
- Don't let it (them) hit the floor.
- On the start signal, strike the balloon(s) upward with your hands and count how many hits you can score in 1-minute.
- If using multiple balloons, alternate striking each balloon. Don't strike the same balloon twice.
- If the balloon hits the floor, pick it back up and continue.
- On the stop signal, record your score on the Field Day Score Card.




# LOOK FOR THE GOOD

**Get Ready:** An Object to Mark Your Home Base

**Get Set:** Mark a Home Base anywhere in your house. You will be bringing objects back to this spot.

**GO!**

- This event is called Look for the Good!
- The object is score points by finding 4 objects in your house (1 at a time) that start with the letters L–F–T–G (Look For The Good).
- You have 1 minute to find them all.
- Score 1 point for each object and a bonus point if you find all 4 (maximum 5 possible points).
- On the start signal, leave home base and go find an object that starts with the letter L. When you find it, return the object to home base before looking for the next object. Continue until you find all 4 items, or time runs out.
- Record your score on the Field Day Score Card.





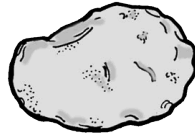
# SCAVENGER HUNT WORKSHEET

Find as many of the items below as you can in 5 minutes. Score 1 point for each one your child collects!

Leaf



Rock



Pinecone



Weed or Flower



Stick



Something that starts  
with letter

A

Something that starts  
with letter

B

Something that starts  
with letter

G

Something that starts  
with letter

M

Something that starts  
with letter

T

Something Black



Something Orange



Something Brown



Something Purple




Something Pink




Square



Circle



Triangle



Rectangle




# TENNIS SHOE TOWER

**Get Ready:** 5-10 Shoes per Player, 1 Spot Marker per Player to Create Home Base for Each Player (paper plate, cups, sock etc.)

**Get Set:** Place shoes in a pile in the center of the room. Place Home Base spots 6'-10' from the pile and 6' apart from other players.

## GO!

- This event is called Tennis Shoe Tower.
- The object is to build a shoe tower with shoes collected from the pile.
- On the start signal, players will run and take 1 shoe from the pile, return it to their home base and place it on their shoe tower.
- Repeat till all the shoes are gone. (Run – Grab – Stack – Repeat!)
- If the tower falls, that's okay. Continue stacking to rebuild and continue.
- On the stop signal, count and score 1 point for each shoe in the tower.
- Write your score down on the Field Day Score Card.



# WASH YOUR HANDS RELAY

**Get Ready:** 20 Seconds or More Music by Doug E. Fresh, 2 Objects (shoes, cones, plastic cups)

**Get Set:** Create 2 end lines by setting objects 6' to 12' apart in an area safe for movement. Play 20 Seconds or More by Doug E. Fresh

**GO!**

- This event is called Wash Your Hands Relay!
- The song 20 Seconds or More helps to teach us how to wash our hands and keep our family safe from disease.
- The object of this game is to move from line-to-line as many times as you can in 1 minute while pretending to wash your hands.
- You must walk, skip, or gallop. Running or jogging is not allowed.
- On the start signal, begin moving from line-to-line.
- Count each time that you move to an end line.
- On the stop signal, record your score on the Field Day Score Card.









