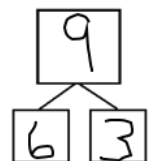
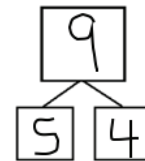


KEY CONCEPT OVERVIEW

During the next few days, our math class will make progress toward the goal of fluently adding and subtracting numbers between 1 and 10. We will learn how to break apart a total into two parts, or **addends**. For example, 9 can be broken apart into 5 and 4, since $5 + 4 = 9$. Students will begin to understand that a number can be broken apart in multiple ways.

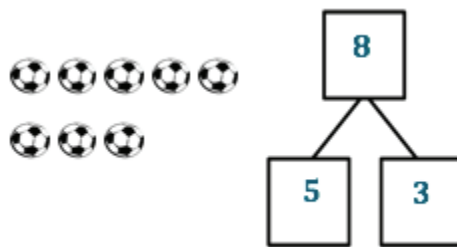
You can expect to see homework that asks your child to do the following:

- Quickly spot a group of five within a larger group of items, and then **count on** from five to find the total number of items.
- Show different ways to break apart a total and draw a matching **number bond**.
- Say what the total is when adding *one more* to a number; for example, “One more than 7 is 8.”



SAMPLE PROBLEM (From Lesson 1)


Draw a number bond for the number 8 that has 5 as one part.



Additional sample problems with detailed answer steps are found in the *Eureka Math Homework Helpers* books. Learn more at GreatMinds.org.

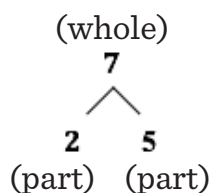
HOW YOU CAN HELP AT HOME

- Invite your child to show you how to count the Math Way (counting from left to right starting with the pinky of the left hand).
- Play “Math Way” Fingers Flash: Partner A quickly flashes a number (from 1 to 10) the Math Way with his fingers, and then hides them behind his back. Partner B says the number she saw. For a challenge, Partner B tells how many more Partner A needs to make ten.
- Play “Penny Parts”: Invite your child to organize a group of 6–10 pennies into two groups, placing five pennies in one group. Then ask your child to draw a number bond that shows how the pennies are grouped. For example, if the total is 8 pennies, then the parts are 5 and 3. For an added challenge, separate the pennies two different ways with the same total, and draw a number bond to match each way; for example, 5 and 3, and 4 and 4.



MODELS

Number Bond: A model that shows the relationship between a number (whole) and its parts.



Counting On: To count up from one addend, or number, to the total. For example, in $6 + \underline{\quad} = 8$, we can start at 6 and “count on” two more to reach the total of 8.

Addend: A number that is added to another number(s); for example, in $3 + 4 = 7$, 3 and 4 are addends.