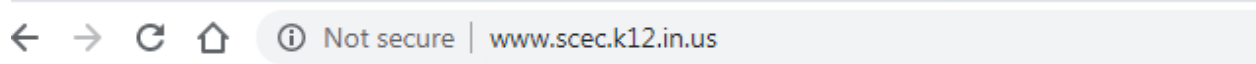


Skyward Student Access

1. Log in to Chromebook or device.
2. Go to District Home Page www.scec.k12.in.us



3. Go To Students on the Left Hand Side

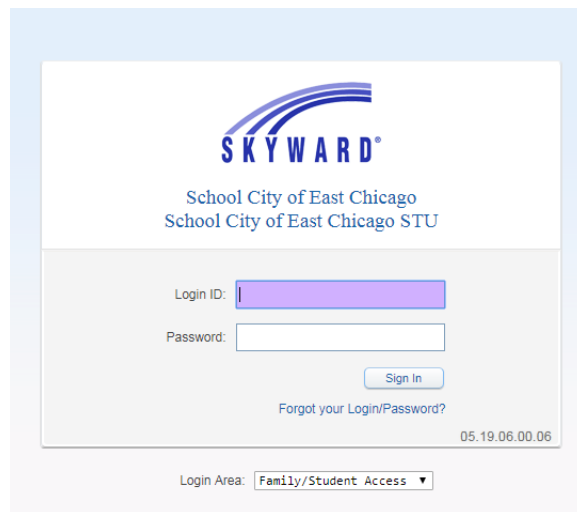
A screenshot of the School City of East Chicago website. On the left is a navigation menu with links for Home, Parents, and Students. A red arrow points from the 'Students' link to the right. On the right is a grey box containing 'IMPORTANT NEWS!! / ¡¡NOTICIAS IMPORTANTES!!' and text about virtual learning starting on August 17, 2020. Below this is a Spanish translation of the same text.

4. Go To Skyward Family Access

A screenshot of the School City of East Chicago website. The 'Students' link in the navigation menu is expanded, showing a list of options: ILEARN Practice Test for Students, Alumni, District Applications, Skyward Family Access, and EPIC Student Login. A red arrow points from the 'Skyward Family Access' option to the right. The background shows the same news announcement as in the previous screenshot.


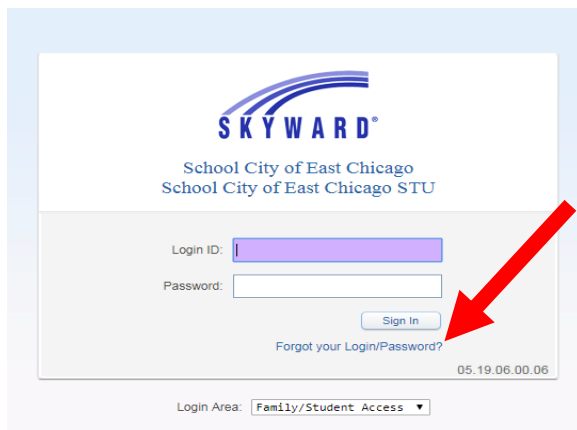
5. Log in to Skyward

- a. Login ID = full first name full last name – no spaces, no suffixes, Jr., Sr. II, III
 - i. Example: johndoe
- b. Password = 7 Digit ID#
 - i. Example: 1234567
 - ii. If your ID# is not 7 digits, please place zeros in front of your ID so you have 7 digits
 1. 0012345



6. Students will be prompted to change password.

7. If you forgot your Login/Password please use the link



8. Students will have the following tabs:

The screenshot displays the Skyward Student Access interface. At the top left is the Skyward logo. The page title is "Student Access". In the top right corner, there are links for "My Account" and "Exit", and a "Select Language" dropdown menu. On the left side, there is a vertical sidebar with the following tabs: Home, Calendar, Gradebook, Attendance, Busing, Schedule, Discipline, Test Scores, Academic History, Portfolio, and Login History. A red arrow points to the "Home" tab. The main content area shows "Central High School" and a message: "The Wall is not available for [redacted]". On the right side, there is a "Upcoming Events" section with a "Calendar" link. The events listed are: "Today, Mon Aug 26, 2019" with a "Storyteller Article"; "Today, Mon Aug 26, 2019" with "8/26"; "Fri Aug 30, 2019" with "Returning Student Registration closes for 2019-20" and "Central High School"; and "Mon Sep 2, 2019" with "No School - Labor Day" and "Central High School".