

**2017-2018 Groom ISD
Utility Usage and Cost for Fiscal Year Ending 8/31/2018**

2017-2018 School Fiscal Year														
	September	October	November	December	January	February	March	April	May	June	July	August	Totals	
Electricity:														
Kilo Hours	36,692	32,563	26,446	28,326	30,486	27,398	30,009	30,010	22,620	30,267	23,846	27,930	346,593	Electricity:
Cost \$	\$3,758	\$3,307	\$2,548	\$2,482	\$2,532	\$2,476	\$2,574	\$2,360	\$2,396	\$2,621	\$2,126	\$2,576	\$31,756	Kilo Hours
Unit cost \$	0.102427	0.101551	0.096332	0.087623	0.083050	0.090380	0.085780	0.078654	0.105911	0.086581	0.089138	0.092246	0.091639	Unit cost
Natural Gas:														
MCF	4.7	7.0	25.1	147.5	377.4	654.8	340.4	118.1	111.1	13.6	5.5	0.0	1,805	Natural Gas:
Cost \$	\$81	\$98	\$196	\$877	\$2,257	\$3,424	\$1,996	\$646	\$614	\$128	\$92	\$49	\$10,459	MCF
Unit cost \$	17.334043	14.044286	7.803187	5.946847	5.980922	5.228482	5.863719	5.472227	5.528353	9.395588	16.707273		9.027721	Unit cost
Water:														
Gallons	401	57	41	38	26	32	34	33	46	9	680	233	1,630	Water:
Cost \$	\$1,349	\$530	\$490	\$482	\$452	\$467	\$472	\$470	\$597	\$493	\$2,103	\$993	\$8,898	Gallons
Unit cost \$	3.365087	9.294737	11.946341	12.684211	17.384615	14.593750	13.882353	14.236364	12.973913	54.786667	3.093147	4.263262	14.375371	Unit cost
Aggregate Cost: \$	\$5,189	\$3,935	\$3,233	\$3,841	\$5,241	\$6,367	\$5,042	\$3,476	\$3,607	\$3,241	\$4,321	\$3,619	\$51,113	Aggregate Cost:

Average

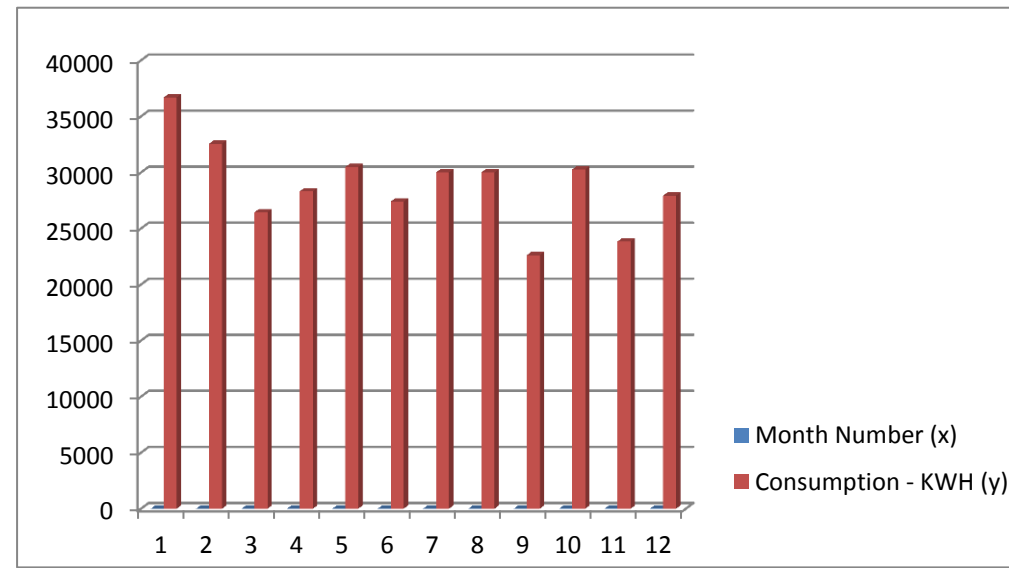
	2010-11 Fiscal Year	2011-12 Fiscal Year	2012 - 13 Fiscal Year	2013-14 Fiscal Year	2014-15 Fiscal Year	2015-2016 Fiscal Year	2016-2017 Fiscal Year	2017-2018 Fiscal Year	Average
Electricity:									
Kilo Hours	385,234	366,039	342,585	359,800	324,595	323,683	325,912	346,593	346,805
Cost \$	\$27,462	\$28,320	\$25,866	\$30,247	\$28,076	\$25,833	\$29,765	\$31,756	\$28,416
Unit cost \$	0.0713	0.0774	0.0755	0.0841	0.0865	0.0798	0.0913	0.0916	0.0822
Natural Gas:									
MCF	2,340	2,293	2,251	2,750	2,749	2,441	1,978	1,805	2,326
Cost \$	\$15,288	\$12,311	\$12,565	\$19,765	\$17,582	\$12,293	\$11,586	\$10,459	\$13,981
Unit cost \$	6.5333	5.3689	5.5820	7.1873	6.3958	5.0361	5.8573	5.7939	5.9693
Water:									
Gallons	3,696	3,058	2,909	1,551	1,062	1,412	926	1,630	2031
Cost \$	\$13,236	\$11,831	\$12,033	\$8,281	\$7,051	\$7,743	\$7,075	\$8,898	\$9,519
Unit cost \$	3.5812	3.8689	4.1365	5.3391	6.6394	5.4837	7.6403	5.4591	5.2685
Aggregate Cost: \$	\$55,986	\$52,462	\$50,464	\$58,293	\$52,709	\$45,869	\$48,426	\$51,113	\$51,915
Rank	2	4	6	1	3	8	7	5	

Monthly Electrical Consumption in 2017-2018

Month (x)	Month Number (x)	Consumption KWH (y)
Sep-17	1	36,692
Oct-17	2	32,563
Nov-17	3	26,446
Dec-17	4	28,326
Jan-18	5	30,486
Feb-18	6	27,398
Mar-18	7	30,009
Apr-18	8	30,010
May-18	9	22,620
Jun-18	10	30,267
Jul-18	11	23,846
Aug-18	12	27,930

Average 28,883

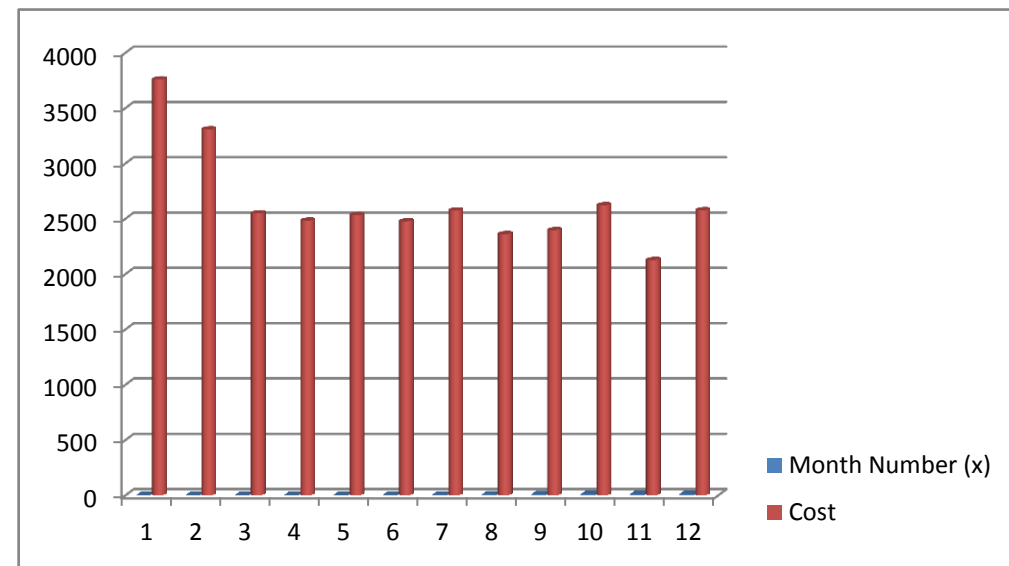
Consumption in KWH



Cost per Month

Month (x)	Month Number (x)	Cost
Sep-17	1	3,758
Oct-17	2	3,307
Nov-17	3	2,548
Dec-17	4	2,482
Jan-18	5	2,532
Feb-18	6	2,476
Mar-18	7	2,574
Apr-18	8	2,360
May-18	9	2,396
Jun-18	10	2,621
Jul-18	11	2,126
Aug-18	12	2,576

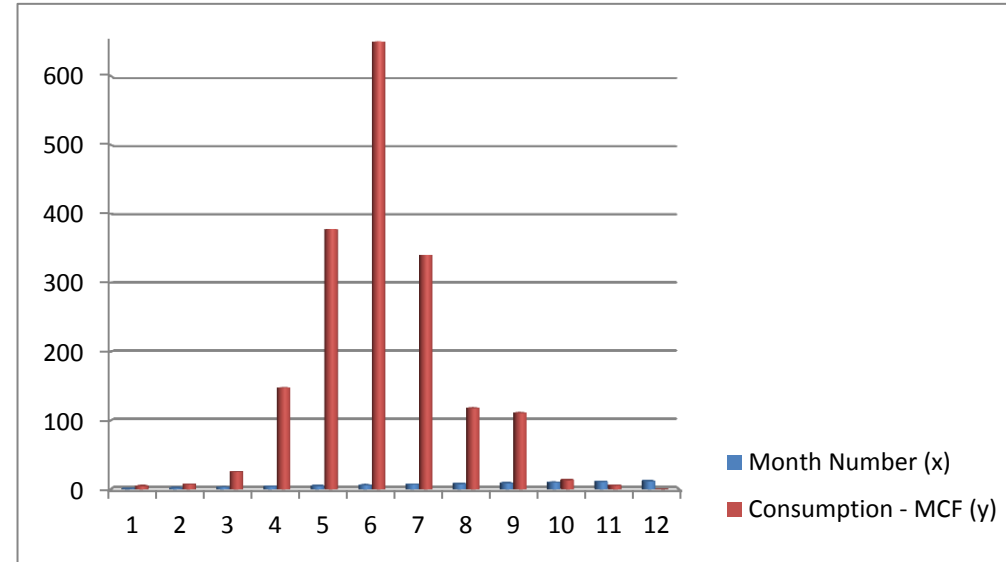
Average 2,646



Monthly Natural Gas Usage 2017-2018

Monthly Consumption - Natural Gas

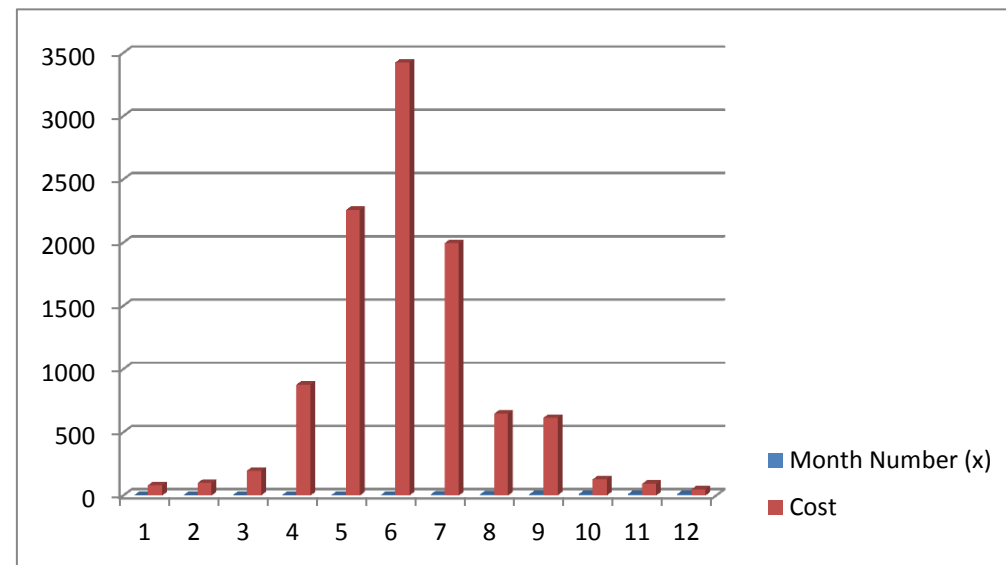
Month (x)	Month Number (x)	Consumption - MCF (y)
Sep-17	1	4.7
Oct-17	2	7
Nov-17	3	25.1
Dec-17	4	147.5
Jan-18	5	377.4
Feb-18	6	654.8
Mar-18	7	340.4
Apr-18	8	118.1
May-18	9	111.1
Jun-18	10	13.6
Jul-18	11	5.5
Aug-18	12	0



Average 150.4

Monthly Cost - Natural Gas

Month (x)	Month Number (x)	Cost
Sep-17	1	81
Oct-17	2	98
Nov-17	3	196
Dec-17	4	877
Jan-18	5	2257
Feb-18	6	3424
Mar-18	7	1996
Apr-18	8	646
May-18	9	614
Jun-18	10	128
Jul-18	11	92
Aug-18	12	49



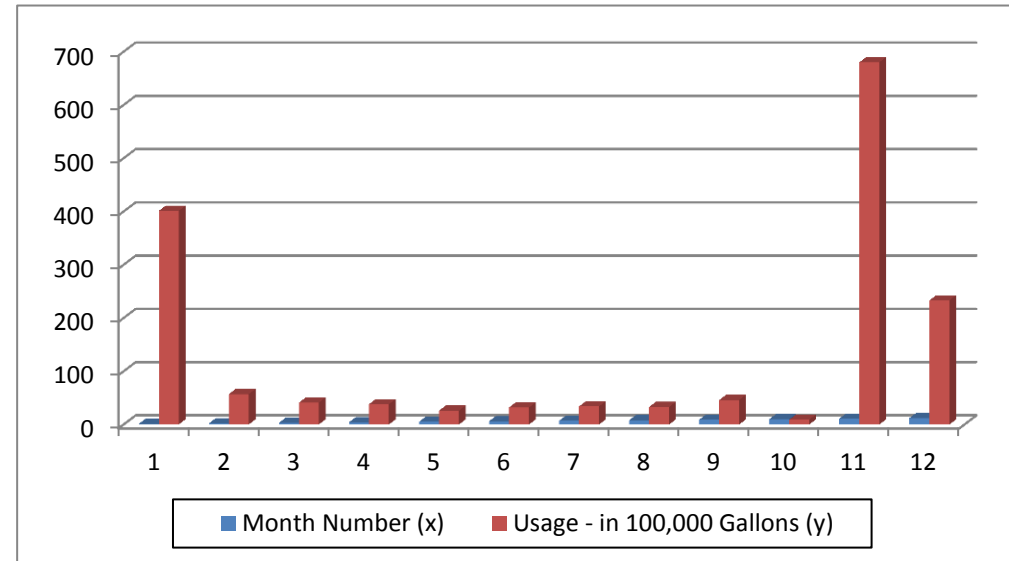
Average \$872

Monthly Water Usage 2017-2018

Month (x)	Month Number (x)	Usage - in 100,000 Gallons (y)
Sep-17	1	401
Oct-17	2	57
Nov-17	3	41
Dec-17	4	38
Jan-18	5	26
Feb-18	6	32
Mar-18	7	34
Apr-18	8	33
May-18	9	46
Jun-18	10	9
Jul-18	11	680
Aug-18	12	233

Average 136

Monthly Water Consumption



Monthly Water Cost

Month (x)	Month Number (x)	Cost
Sep-17	1	\$1,349
Oct-17	2	\$530
Nov-17	3	\$490
Dec-17	4	\$482
Jan-18	5	\$452
Feb-18	6	\$467
Mar-18	7	\$472
Apr-18	8	\$470
May-18	9	\$597
Jun-18	10	\$493
Jul-18	11	\$2,103
Aug-18	12	\$993

Average \$742

