

Parent Portal Sign-Up and Log In Instructions

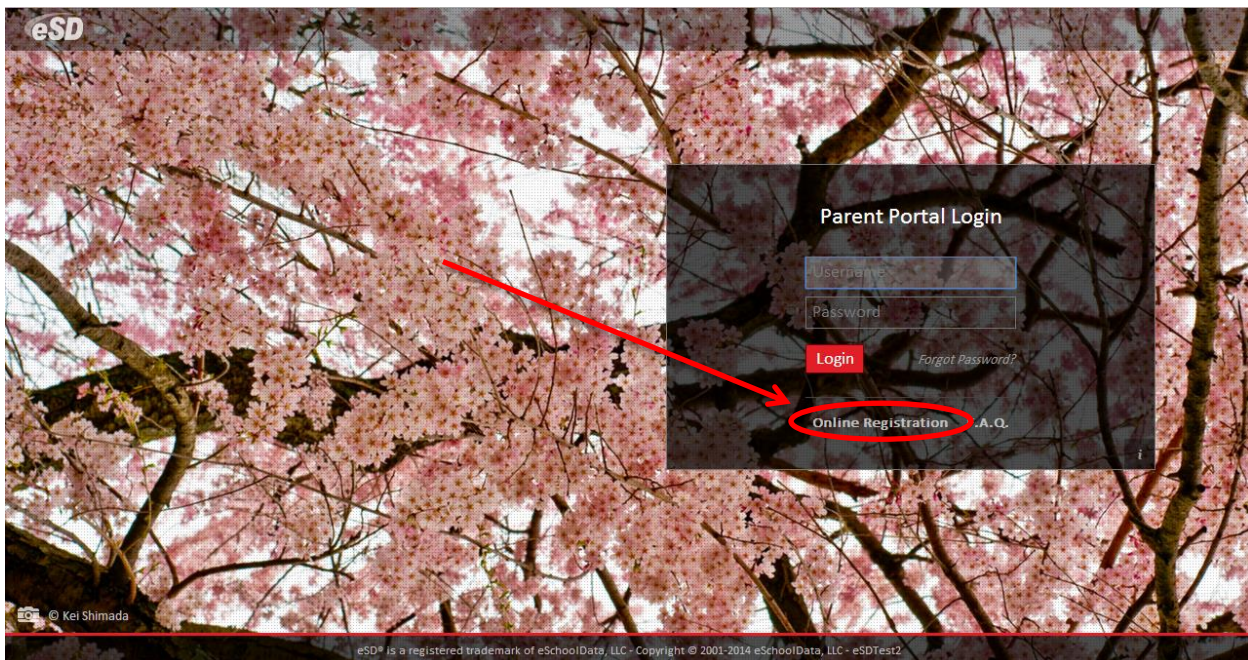
Important: You will need your child's student ID number to sign up for the Parent Portal. For Hawthorne Elementary School and Columbus Elementary School, refer to the letter dated June 2014 for your child's student ID number. If you are new to the school district and do not have your child's student ID number, call his or her school building to obtain that information.

For assistance contact Lauren Gaudinier, Database Specialist at 914-769-5500 x5110 or lgaudinier@mtplcsd.org

STEP 1: Create Your Account

To access the Parent Portal, please go to the following website: <https://esdparentportal.lhric.org>

Click "Online Registration".



Enter the required fields marked with a red asterisk. Write down your username and password and store it in a secure place. This information will not be sent to you in your confirmation email. Click "Create Account Information".

Welcome to Parent Portal Registration!
STEP 1: Please enter your parent portal logon information below.

* School District	<input type="text"/>
	(Start typing your school district then select your district in the list)
* Username	<input type="text"/>
	(Your ID is what you will use to login to the portal. You can change at any time from within the portal.)
* Email Address	<input type="text"/>
	(Your email address can be updated at anytime from within the portal. If you forget your password the account reset information will be sent to this account)
* Confirm Email Address	<input type="text"/>
* Password	<input type="text"/>
	(Should be a minimum of 6 characters with at least 1 number)
* Confirm Password	<input type="text"/>
* Authentication Question	<-- Select -->
* Authentication Answer	<input type="text"/>

[Create Account Information >>](#)

Enter your (parent) information on this screen in the required fields marked with a red asterisk. Then click "Create Personal Information".

Account Information **Personal Information** Student Information

STEP 2: Information will be used to verify your identity. Please make sure you provide the information the district already has on file.

* First Name
Middle Name
* Last Name
* Street Address
Apartment #
* City
* State
* ZIP Code
* Phone - - x

<< Back to Account Information **Create Personal Information >>**

eSD® is a registered trademark of eSchoolData, LLC - Copyright © 2001-2014 eSchoolData, LLC - eSDTest2

Enter information for your child. Click "Add Student to the above list". Repeat these steps to add another child, if applicable. When you are done adding students, click "Finish Registration!"

Account Information Personal Information **Student Information**

STEP 3: Please also make sure you provide at least one of your student(s) on file to verify your identity.

My Student(s) Your student(s) will show below after you have added.

ID Number	First Name	Last Name	Grade	School
-----------	------------	-----------	-------	--------

Add Student

* ID Number * First Name * Last Name
* School * Grade

Add Student to the above list Clear

<< Previous **Finish Registration!**

eSD® is a registered trademark of eSchoolData, LLC - Copyright © 2001-2014 eSchoolData, LLC - eSDTest2

You will then see this screen.

eSD Parent Portal

Registration

Your registration request has been processed successfully...

Registration has been completed successfully. You will receive an email once your school district has approved your account request. Once you have activated your account, you will be able to log on to the eSchoolData Parent Portal.

eSD® is a registered trademark of eSchoolData, LLC - Copyright © 2001-2014 eSchoolData, LLC - eSDTest2

STEP 2: Log in to Parent Portal

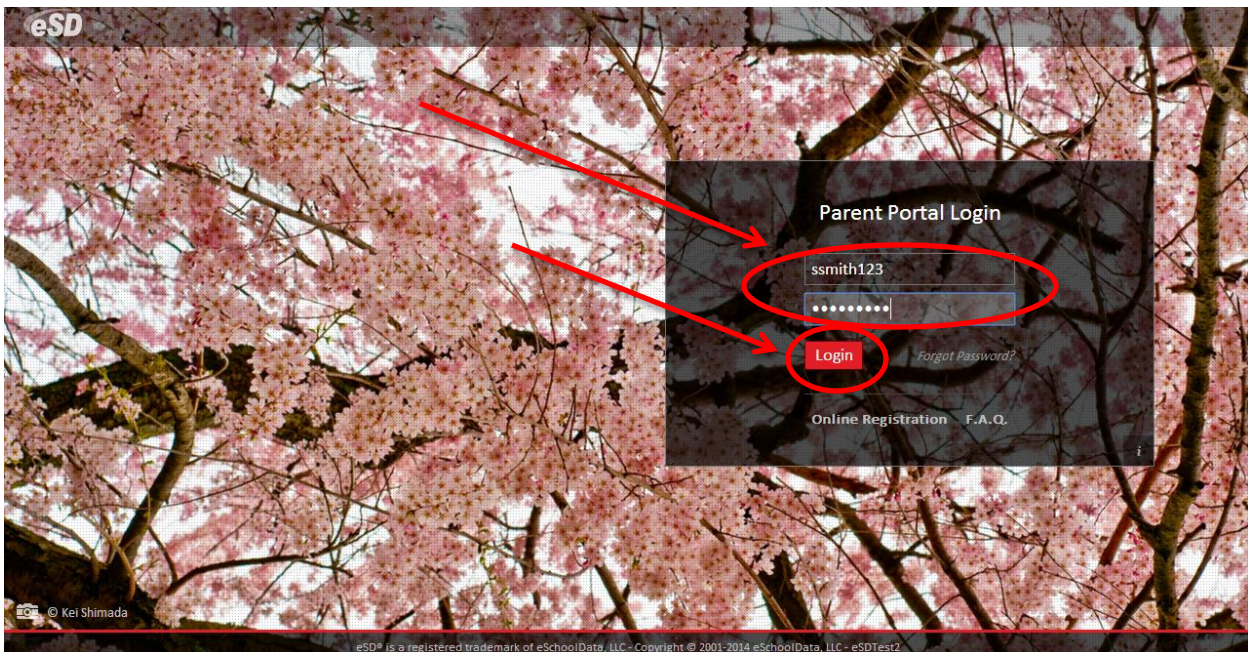
Once your account has been approved by the system administrator, you will receive the following email from noreply@eschooldata.com:

Congratulations NAME,

Your eSchoolData Parent Portal application request has been approved by your school administrator. You will need to activate your account by logging into the Parent Portal by clicking the link below.

Activation Link: LINK

Click the link contained in the email. You will be brought back to the Parent Portal login screen. Enter the username and password you set up in your online registration in Step 1. Then click "Login".



Read the Terms of Use. Click "I Agree".



You Must Agree to The Terms of Use Before Proceeding

The District requires that you agree to this contract before the District can provide you with access to the eSchoolPortal information system.

Please read this contract carefully. When you agree to this contract, it becomes a legally binding document.

The District's goal in providing this service is to promote educational excellence by facilitating resource sharing, innovation and communication. The District will make reasonable efforts to protect students, parents, guardians and teachers from any misuse or abuses as a result of their experiences with this information service. All users must be continuously on guard to avoid inappropriate and illegal interaction with the information service.

Listed below are the provisions of this contract. If any user violates these provisions, access to the information service may be permanently denied.

1. Privileges: The online access to information is a privilege, not a right, and inappropriate use, including violation of the District's Code of Conduct, will result in cancellation of this privilege. The administration, staff or faculty of the District may request that the system administrator deny, revoke or suspend a specific user account without notification.

2. Services: The District and its service providers make no warranties of any kind, whether expressed or implied, for the service it is providing. The District and its service providers will not be responsible for any damages suffered while on the system. These damages include loss of data as a result of delays, non-deliveries, incorrect deliveries or service interruptions caused by the system or user errors or omissions. Use of any information obtained from this information system is at your own risk. The District and its service providers specifically disclaim any responsibility for the accuracy of information obtained through this service.

3. Technical Support: The District and its service providers do not provide any technical support to the users of this information service. Users are responsible for resolving any technical issues encountered when trying to access this system.

I Agree

I Do Not Agree

eSD® is a registered trademark of eSchoolData, LLC - Copyright © 2001-2014 eSchoolData, LLC - eSDTest2

You will see your last login on the left. Your child(ren) will be listed on the right. Announcements and Documents (if any) will be posted on this screen. To view a student's information, click their student ID number, in blue.

eSD Parent Portal Wednesday, June 11, 2014

My Student

ID	First Name	Middle Name	Last Name	Grade	School
1 009951925	Stacy		Smith	K	Hawthorne Elementary School

Recent Activities

Activity	Date Time
View Students List	06-11-2014 1:55PM
Logged On/Off	06-11-2014 1:55PM

Page 1 of 1

Announcement

Title	School
-------	--------

Document

File Name	Description	District/School
-----------	-------------	-----------------

You will be brought to the Profile page. This screen displays calendar events at the district and school level. You will also see your student's information on the left.

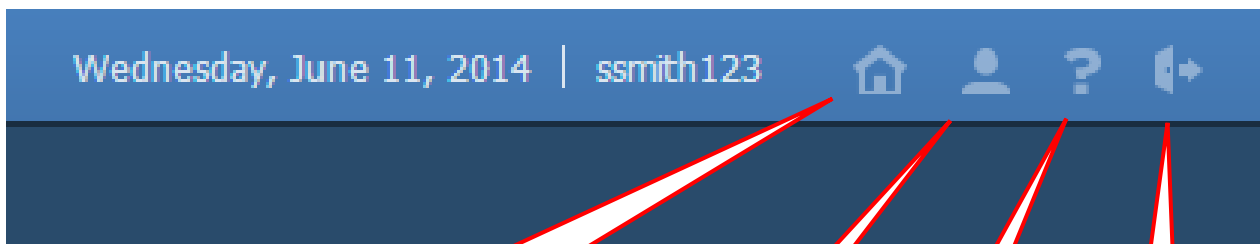
This will be the only information displayed for your students during the summer while school is not in session. Progress Reports will be posted to the portal after the marking period ends, and a menu on the top bar of the screen will display when these become available.

The screenshot shows the eSD Parent Portal interface. At the top, the header includes the eSD logo, the text "Parent Portal", the date "Wednesday, June 11, 2014", and the user ID "ssmith123". Below the header, there are navigation tabs for "Home" and "Profile". The main content area is divided into three sections:

- Stacy's Profile:** A sidebar on the left containing a placeholder for a photo and the following information:
 - First Name: **Stacy**
 - Middle Name:
 - Last Name: **Smith**
 - Grade: **K**
 - Location:
 - Counselor:
- District/School's Event(s) and/or Assignment(s):** A central calendar view for the period "June 1 - July 5, 2014". It includes checkboxes for "District Level Events", "School Level Events", and "Stacy's Assignments". The calendar shows a grid of days with events labeled as "Day:1" through "Day:6". The current date, Wednesday, June 11, 2014, is highlighted in yellow and shows "Today 1:55 pm" and "Day:2".
- Hawthorne Elementary School:** A section on the right featuring a small red schoolhouse icon.

At the bottom of the page, a small copyright notice reads: "eSD® is a registered trademark of eSchoolData, LLC - Copyright © 2001-2014 eSchoolData, LLC - eSDTest2".

The top right corner of your screen will always display menu choices.



This button will take you back to your Home screen, where you can choose the student you would like to view.

Click here to access your account information or change your password.

Click here for the Help menu.

Click here to Logout.