



Dear Parents,

Welcome to Kindergarten! I am very excited to welcome your child to my class. Kindergarten is a time of new beginnings, making friends, and learning lots of new things each and every day. Our days and weeks will be filled with many wonderful experiences, and opportunities for learning and growing. This packet includes all the information you will need to know for the upcoming 2020-2021 school year. Please be sure to read it in its entirety.

I look forward to meeting you in September.

The Kindergarten Teachers

Link to Kindergarten Orientation Presentation:

[Kindergarten Welcome Presentation](#)



THE ARTURO TOSCANINI SCHOOL –  
PUBLIC SCHOOL 216  
featuring

**The Academy for Environmental  
Studies**

*Donna Neglia, Principal*

*Andrea Ceretti,  
Assistant Principal  
Rosanna LaFroscia,  
Assistant Principal*

**Remote Learning Kindergarten Supply List September 2020-2021**

Dear Parent/Guardian,

Welcome to **Kindergarten** at P.S. 216. Below is a list of supplies your child will need for Remote Learning. Please make sure to keep supplies organized at home.

1. 2 hard covered primary notebooks WIDE RULED ONLY

[Staples Primary Notebook](#)

2. 1 box of "**Crayola**" crayons (24 count)
3. 1 box of "**Sharpened**" pencils (Ticonderoga brand)
4. 1 **HARD PLASTIC 2 pocket folder** (No paper folders please)
5. 1 pair of safety scissors
6. 1 **Large Elmer's** glue stick
7. Headphones (**NOT EARBUDS**) for I-pads
8. 1 package of **Post Its**
9. Black ballpoint pens
10. Blue ballpoint pens



Thank you,

*Kindergarten Teachers*



THE ARTURO TOSCANINI SCHOOL –  
PUBLIC SCHOOL 216

featuring

**The Academy for Environmental  
Studies**

*Donna Neglia, Principal*

*Andrea Ceretti,  
Assistant Principal  
Rosanna LaFroscia,  
Assistant Principal*

**In School Building Kindergarten Supply List September 2020-2021**

Dear Parent/Guardian,

Welcome to **Kindergarten** at P.S. 216. Below is a list of supplies your child will need. We will let you know when to send in supplies. Please make sure your child's name is on **EVERYTHING. STUDENTS WILL NOT BE SHARING SUPPLIES** so **EVERYONE** will need to bring the following items:

1. 2 hard covered notebooks WIDE RULED ONLY
2. 1 box of "Crayola" crayons (**24** count)
3. 1 box of "**Sharpened**" pencils (Ticonderoga brand)
4. Large erasers
5. 6 **HARD PLASTIC 2 pocket folders**. (No paper folders please)
6. 1 pair of safety scissors
7. 1 **Large Elmer's** glue stick
8. 2 Packages of skinny dry erase markers
9. 2 rolls of paper towels
10. 2 boxes of tissues
11. 1 box of **gallon** Ziploc bags
12. 1 box of **quart** Ziploc bags
13. **1 extra set of underwear, pants, socks, and a shirt, labeled in a bag**
14. 2 recent photographs of your child
15. 2 Clorox Wipes
16. 1 LARGE can of Lysol spray
17. Headphones (**NOT EARBUDS**) for I-pads
18. 2 packs of baby wipes
19. 3 packages of **Post Its**
20. 1 Scotch tape
21. 1 mini stapler

22. 1 pack of Index Cards
23. 1 pack of blue ball point pens
24. 1 package of computer paper
25. 2 bottles of hand sanitizer
26. 1 box of Band-Aids
27. 1 pack of black ball point pens
28. 1 plastic pencil box (see page two for more information)
29. 1 lunch box for snack and, or lunch



In the Plastic Pencil Box for your child only please place the following materials:



- 2 Pencils (from the boxes you already bought)
- 1 Box of Crayons
- 1 Black and 1 Blue Pen
- 1 Large Eraser

**We strongly suggest you purchase a P.S. 216 School T-Shirt.** The children will wear them for School Spirit Day and Class Trips. They are available for purchase through the P.T.A. x3592.

**PLEASE WRITE YOUR CHILD'S NAME ON EVERYTHING!!**

Thank you,

*Kindergarten Teachers*

In order to prepare your child for school in September, we suggest the following activities:

1. Recognize and write your first name.
2. Practice the letters and sounds of the alphabet.

### Fundations Alphabet:



3. Read the following books with or to your child and answer the questions that follow:

The Carrot Seed by Ruth Krauss

[Click to hear the story.](#)

Three Billy Goats Gruff by Paul Galdone

[Click to hear the story.](#)

**Discussion Starters:**

- Tell me what happens in the story.
- Who is the main character in the story?
- Who are the other characters in the story?
- What is your favorite part of the book?
- Describe your favorite character.
- What is the problem in this story? How is the problem solved?















These are the sight words that will be taught throughout the school year. Your child is not expected to know these words in September.

Sight Words/Snap Words/Trick Words

<u>Aa</u> a at all am are and	<u>Bb</u> by be	<u>Cc</u> climb can could	<u>Dd</u> do did day does	<u>Ee</u> each enough	<u>Ff</u> for from first favorite feel	<u>Gg</u> go get	<u>Hh</u> he how house	<u>Ii</u> I is	<u>Jj</u> just
<u>Kk</u> know	<u>Ll</u> like love little last	<u>Mm</u> my me many	<u>Nn</u> next	<u>Oo</u> our one out	<u>Pp</u> play please problem	<u>Qq</u>	<u>Rr</u> really	<u>Ss</u> see said she same school	<u>Tt</u> the to then there that thank them think
<u>Uu</u> up	<u>Vv</u> very	<u>Ww</u> we with when who why where what	<u>Xx</u>	<u>Yy</u> you yes	<u>Zz</u>				

# 4. Practice recognizing and writing the numbers 1-20

## Numbers Chart 1-20

<b>1 One</b> 	<b>2 Two</b> 	<b>3 Three</b> 	<b>4 Four</b> 
<b>5 Five</b> 	<b>6 Six</b> 	<b>7 Seven</b> 	<b>8 Eight</b> 
<b>9 Nine</b> 	<b>10 Ten</b> 	<b>11 Eleven</b> 	<b>12 Twelve</b> 
<b>13 Thirteen</b> 	<b>14 Fourteen</b> 	<b>15 Fifteen</b> 	<b>16 Sixteen</b> 
<b>17 Seventeen</b> 	<b>18 Eighteen</b> 	<b>19 Nineteen</b> 	<b>20 Twenty</b> 



# 5. Practice tying shoes and zipping jackets.

## Free Resources:

### Reading Links:

Starfall: <https://www.starfall.com/h/>

Unite Literacy: <https://www.uniteforliteracy.com/>

Access to Brooklyn. Public Library:

<https://www.bklynlibrary.org/borrow/ereader-apps>

\*\*The library app is installed on DOE devices. Personal devices need to install the library app.

### Math Links:

Cool Math: <https://www.coolmathgames.com/>

JUNE 2020

# summer fun

SUMMERTIME ACTIVITIES FOR PRE K-K

 Soak Up the Sun <b>SUNDAY</b>	 Make Something <b>MONDAY</b>	 Try It <b>TUESDAY</b>	 Wondering <b>WEDNESDAY</b>	 30-Minute <b>THURSDAY</b>	 Family Fun <b>FRIDAY</b>	 Kid Corner Videos <b>SATURDAY</b>
	 <b>1</b> Make and decorate paper bag masks.	 <b>2</b> Go on a color hunt! Choose a color and search around the house for matching items.	<b>3</b> <b>Celebrate Repeat Day!</b> Think about how many times you can bounce.	<b>4</b> Help your parent make pancakes in the shape of your initials—then enjoy!	 <b>5</b> Celebrate National Doughnut Day! Enjoy a treat with your family.	 <b>6</b> <b>Science Discovery: Observing Clouds</b>
<b>7</b> Go on a backyard bug hunt!	<b>8</b> <b>Celebrate World Oceans Day!</b> Create your own undersea scene.	 <b>9</b> Set up a path of pillows to use as stepping-stones.	 <b>10</b> Add food coloring to a half-filled water bottle and watch what happens.	<b>11</b> Play a game of tag or "Simon Says" with a friend or family member.	<b>12</b> Take a walking tour of your neighborhood with your family.	 <b>13</b> <b>Science Discovery: Colors of Nature</b>
 <b>14</b> Collect rocks and decorate them with your favorite art materials.	 <b>15</b> Use cardboard to make a ramp for toy cars and trucks.	 <b>16</b> Hang a spoon off the end of your nose. Try to keep it there for 10 seconds!	<b>17</b> Add raisins to carbonated water and watch them dance!	 <b>18</b> Building challenge! Create a structure out of building bricks.	 <b>19</b> Build a puzzle together.	 <b>20</b> <b>Science Discovery: Exploring Textures with Crayon Rubbings</b>
<b>21</b> <b>Celebrate Make Music Day!</b> Make up your own songs and play them outdoors.	 <b>22</b> Use a mirror and art materials to create a self-portrait.	 <b>23</b> Write your own words to a familiar tune.	 <b>24</b> What sound does your favorite animal make? Try making that sound.	<b>25</b> Perform a play or puppet show.	 <b>26</b> Plant seeds from something you've eaten—like apples or a watermelon.	 <b>27</b> <b>Science Discovery: Fun with Shadows</b>
 <b>28</b> Enjoy a picnic outdoors!	 <b>29</b> Make mud pies!	 <b>30</b> Try to build a house out of playing cards or index cards.				<b>27</b> 

To find more than 1,000 free resources, including craft ideas, visit us at [www.lakeshorelearning.com/LearnAtHome](http://www.lakeshorelearning.com/LearnAtHome).

©2020 Lakeshore 1777842