

# P.S./M.S. 71

## A Guide to Accessing Student Report Cards


All NYC DOE Students will be able to access their report cards in [TeachHub](https://www.schools.nyc.gov/learning/learn-at-home/technical-tools-and-support/teachhub).

<https://www.schools.nyc.gov/learning/learn-at-home/technical-tools-and-support/teachhub>

**STEP 1:**  
Click on TeachHub.



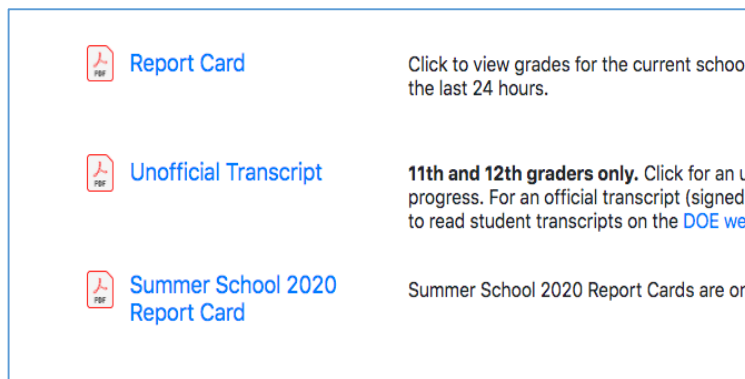
**STEP 4:**  
Click on Student Documents.



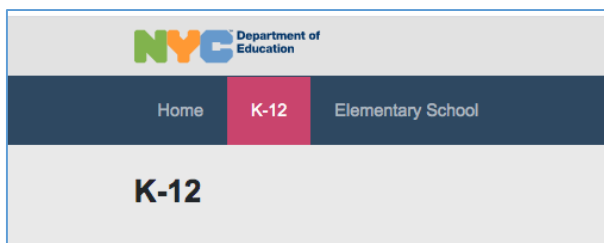
**STEP 2:**  
Sign-in your student.

A screenshot of the NYC Department of Education Sign In form. It features the NYC Department of Education logo, the text 'Sign In', and input fields for 'User name / Email' and 'Password'. A 'Sign In' button is at the bottom.

**STEP 5:**  
Click on Report Card.



**STEP 3:**  
Select K-12.



**Any questions or concerns about grades, please contact your child's teacher.**