



DEKALB ACADEMY

2017 Milestones Data

LEARNING WITH RELATIONSHIPS, RELEVANCE, AND RIGOR



SUMMARY: 2017 Milestones

The scores provided are official D.A.T.E. Milestone's Testing, prior to retesting, recorded from Georgia Department of Education. This comprehensive assessment system measures how well students have learned the knowledge and skills outlined in the state-adopted content standards for English Language Arts, Mathematics, Science (Grades 5 and 8), and Social Studies (Grades 5 and 8). Students in grades 3 through 8 took an End-of-Grade (EOG) assessment, while high school students took an End-of-Course (EOC) assessment for courses designated by the State Board of Education.

MILESTONE'S DESCRIPTION OF LEVELS

There are four stages that measures students' levels of learning:

Beginning Learner: Student does not yet demonstrate proficiency.

These students need substantial academic support to be prepared for the next grade.

(When these assessments are used to determine promotion, students in this level will not be promoted to the next grade.)

Developing Learner: Student demonstrates partial proficiency. These students need additional academic support to ensure success in the next grade.

Proficient Learner: Student demonstrates proficiency. These students are prepared for the next grade level and are considered to be on track for college and career readiness.

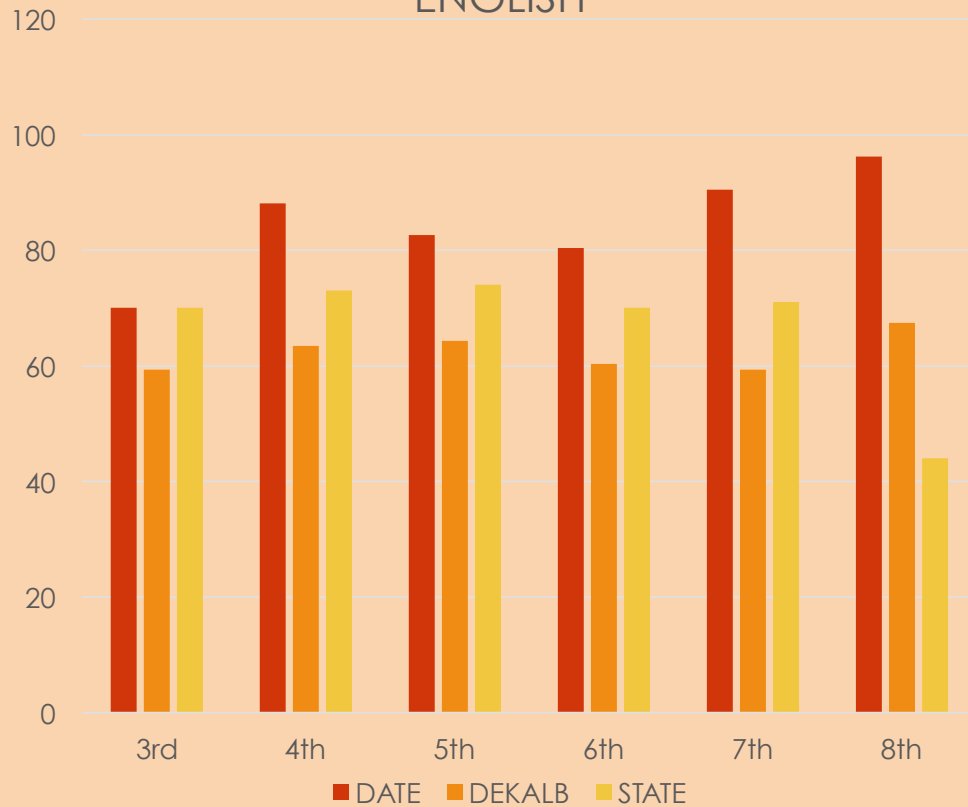
Distinguished Learner: Student demonstrates advanced proficiency. Students are well prepared for the next grade level.

SUMMARY OF PERFORMANCES

D.A.T.E comparisons with State and District on: Developing and Above (Proficient and Distinguished) Levels

In English and Math in grades 3-8, D.A.T.E. outperformed the district and the state, with the exception of third grade scoring below the state in math by 6 % points. In science and social studies, on average D.A.T.E. outperformed the district and the state, but fail to surpass the state in 8th grade science by 14 points. In comparison to all district level tests for grades 3rd - 8th grades, and average point increases; D.A.T.E. surpassed the district in English by 23 points, math by 22 points, social studies by 11 points, and science by 12 points. In comparison to state level tests for grades 3rd -8th and average points increases, D.A.T.E. surpassed the state in English by 11 points, math by 8 points. D.A.T.E. did not surpass the state in science by 7 points and social studies by 1 point for 5th and 8th grades.

ENGLISH

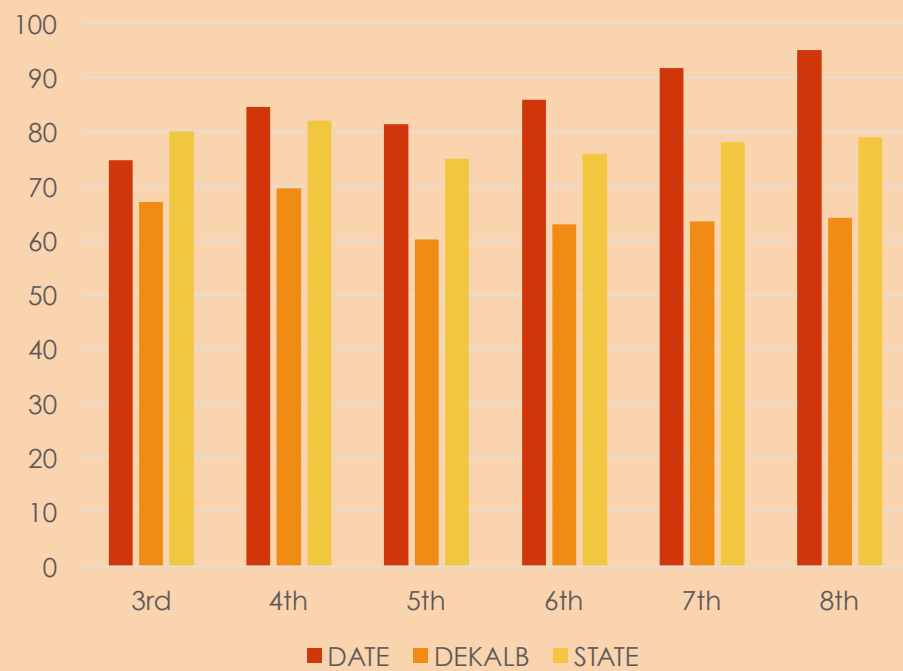


ENGLISH

	DATE	DeKalb	State
1st	n/a	n/a	n/a
2nd	n/a	n/a	n/a
3rd	70	59.3	70
4th	88.1	63.5	73
5th	82.6	64.3	74
6th	80.4	60.3	70
7th	90.5	59.4	71
8th	96.2	67.4	79

Numbers indicate percentages of students at Developing Learner Level and above.

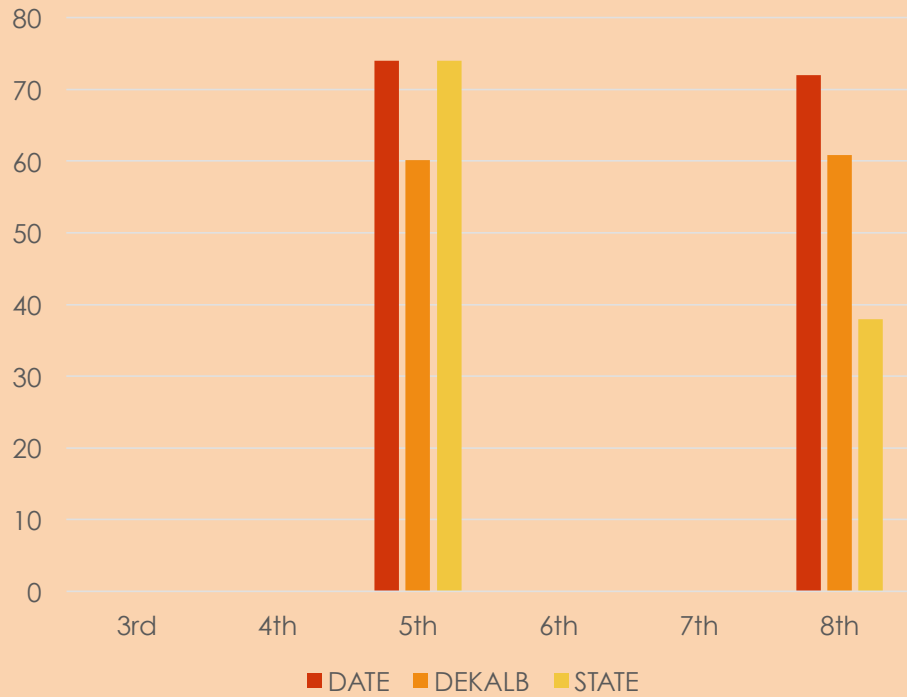
Math



Math			
	DATE	DeKalb	State
1st	n/a	n/a	n/a
2nd	n/a	n/a	n/a
3rd	74.4	67	80
4th	84.5	69.6	82
5th	81.4	60.2	75
6th	85.9	63	76
7th	91.7	63.5	78
8th	95	64.1	79

Numbers indicate percentages of students at Developing Learner Level and above.

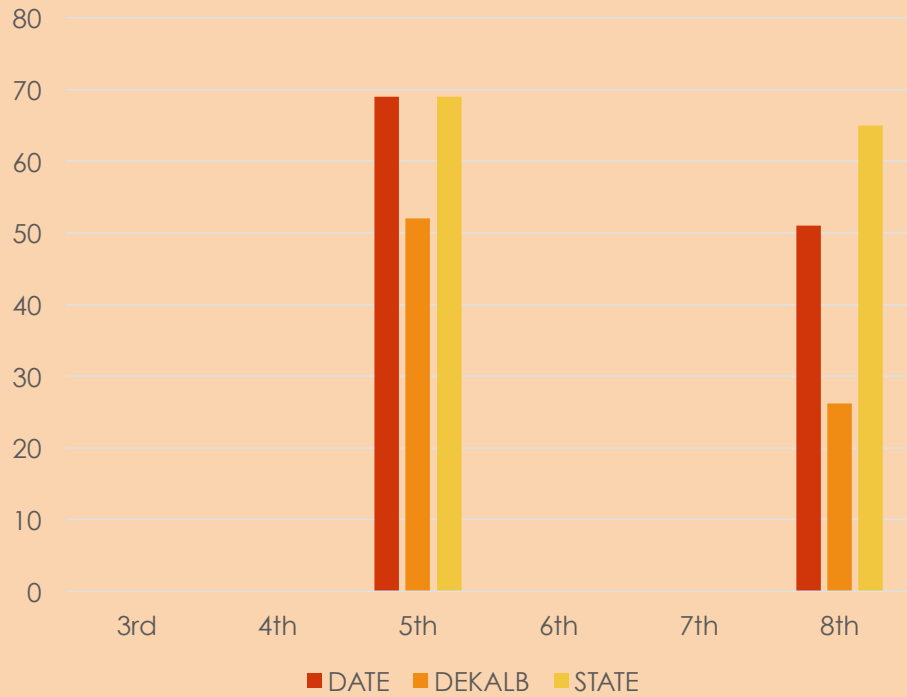
Social Studies



Social Studies			
	DATE	DeKalb	State
1st	n/a	n/a	n/a
2nd	n/a	n/a	n/a
3rd	n/a	n/a	n/a
4th	n/a	n/a	n/a
5th	74	60.1	74
6th	n/a	n/a	n/a
7th	n/a	n/a	n/a
8th	72	60.9	75

Numbers indicate percentages of students at Developing Learner Level and above.

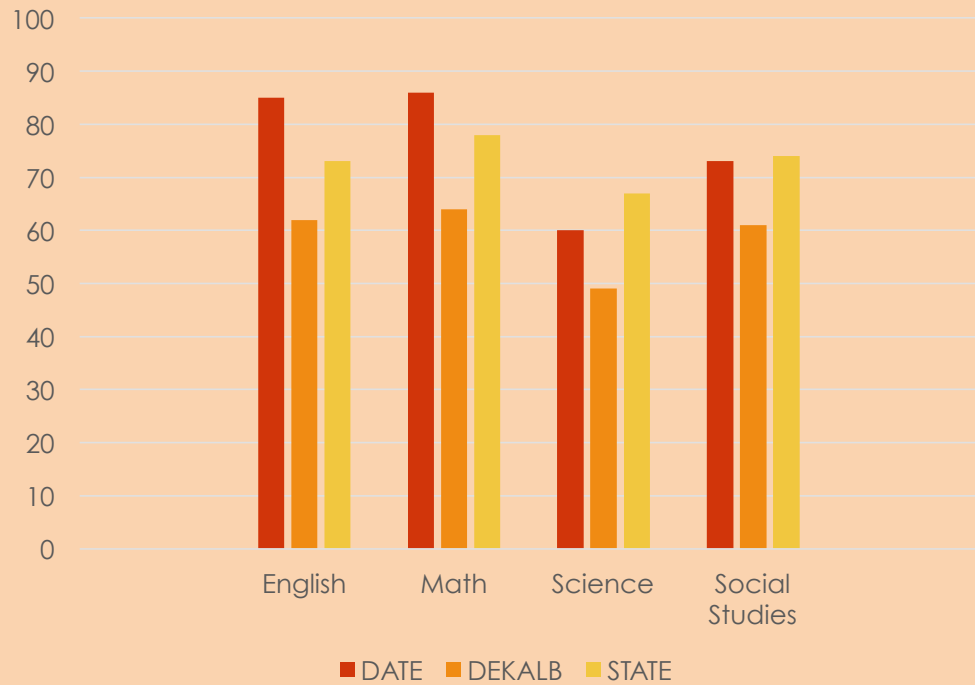
Science



Science			
	DATE	DeKalb	State
1st	n/a	n/a	n/a
2nd	n/a	n/a	n/a
3rd	n/a	n/a	n/a
4th	n/a	n/a	n/a
5th	69	52	69
6th	n/a	n/a	n/a
7th	n/a	n/a	n/a
8th	51	46	65

Numbers indicate percentages of students at Developing Learner Level and above.

Average 2017



Average			
Subject	DATE	Dekalb	State
English	85	62	73
Math	86	64	78
Science	60	49	67
Social Studies	73	61	74

Numbers indicate percentages of students at Developing Learner Level, Proficient Learner Level, and Distinguished Learner Level.

Numbers indicate percentages of students at Developmental Learner Level and Above averages compared form 2016 to 2017.

	2016	2017	
Subject	DATE	DATE	Diff. +/-
English	80	85	+5
Math	76	86	+10
Science	70	60	-10
Social Studies	70	73	+3