


# THESIS STATEMENTS


- 1. Must be debatable (you want to persuade the audience)**
  - 2. Claims must be supported by evidence (research)**
  - 3. Clearly indicates what the writer will be discussing in the paper**
  - 4. Establishes a direction for the essay**
- 

## 4 Essential Elements of a Thesis Statement

1. **AUTHOR**
  2. **TITLE**
  3. **LITERARY DEVICE**
  4. **MEANING/MESSAGE/THEME ANALYSIS**
- 

ANSWER THIS QUESTION TO GET A THESIS  
STATEMENT

**How does understanding a  
text's structure help me  
better understand it's  
meaning?**



# PUT THESE THESIS STATEMENTS IN ORDER FROM WEAKEST TO STRONGEST....

**“William’s use of characterization and symbols drives the central conflict of A Streetcar Named Desire and defines the changing dynamics of the relationships in the Kowalski home which is critical of gender roles.”**

**“William uses characterization and symbols in A Streetcar Named Desire.”**

**”William shows conflict in relationships through the use of symbols and characterization.”**



# HELPFUL HINTS

As a result of \_\_\_\_\_ a character realizes \_\_\_\_\_ and (does / becomes / changes / learns) \_\_\_\_\_ .

The author (creates/writes/uses) \_\_\_\_\_  
(character/metaphor/analogy/motif/image) to illustrate \_\_\_\_\_ about the  
(theme/message) of the novel.

The (character) struggles with \_\_\_\_\_ to illustrate/highlight \_\_\_\_\_ through the  
use of (literary elements)\_\_\_\_\_.

Through the use of (literary elements)\_\_\_\_\_,the characters begin the novel as  
\_\_\_\_\_ and become \_\_\_\_\_ to illustrate the author's message that \_\_\_\_\_ .



REMEMBER YOUR BODY  
PARAGRAPH **MINIMUM**  
FORMULA SHOULD BE.....

Point of your  
paragraph which sets  
up your quote

You hate this  
essay, you want to  
use someone  
else's words!!!

Most Valuable  
Sentence! This is the  
analysis of how the  
quote connects to  
your thesis

Pinkies up- close your  
thoughts, transition out,  
you've finished your tea

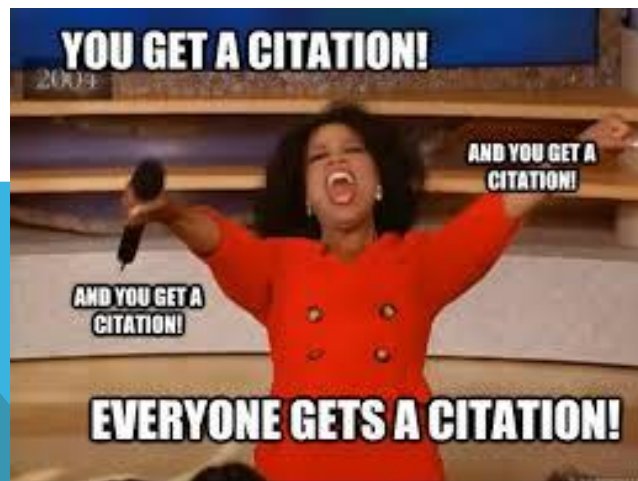
Thumbs up!  
Ready to go!  
Transition into  
your paragraph.



# PRE-RESEARCH...

1. **Write down a few literary elements that you would like to include in your paper**
2. **How do the literary elements reveal something about the text THEN what does it do for the reader**
3. **Start your research based on what you THINK your thesis will be**
4. **Then develop the thesis based on what you find**

**\*YOU SHOULD HAVE ONE CITATION PER PARAGRAPH!\***



# WHERE TO FIND RESEARCH?

## **1. ALJ DATABASES**





# LET'S REVIEW....

## **Databases that will be useful:**

1. **Ebsco MasterFile (START HERE FOR A BROADER SEARCH..THEN NARROW IT DOWN) -> Literary Reference Center**
2. **Facts On File -> Bloom's Literature**
3. **Literature Resource Center**

**\*You will need the passwords when you use these sites off campus\***



# KEYWORDS

When searching your topic don't just type in a question...

Use search terms and keywords

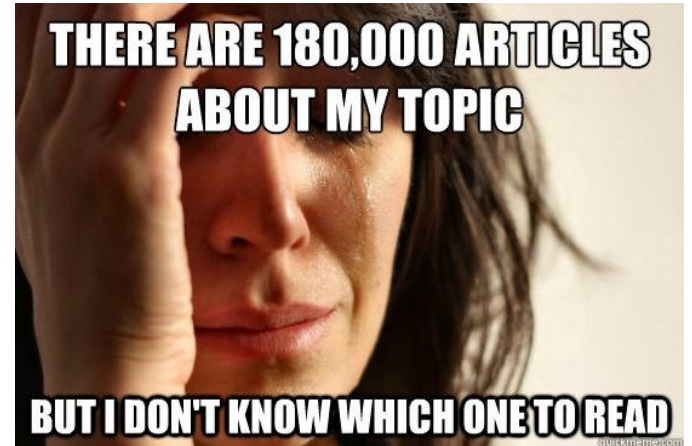
If you can't find your book- search just your AUTHOR!

Examples:

Holden Caulfield AND depression

J.D Salinger AND symbolism

Catcher in the Rye AND imagery



**\*Think of three keywords that you can use for your search and write them down\***

# IN-TEXT CITATIONS

**Do not use quotation marks around work that has been paraphrased.**

**Use quotation marks around direct quotes under four typed lines and integrate it into a double spaced paragraph using transitions.**

**Do not use quotation marks for a direct quote more than four typed lines. Instead, double indent and single space the entire quote and integrate into the paragraph.**

**When citing from a periodical or book, use the author's last name (or first word on the Works Cited page) and the page number: (Walker 115).**

**When citing from an electronic internet source, use the author's last name only (Hacker). If your source does not have an author, use the first word in the entry on the Works Cited page or an abbreviated title and a page number, if a bound material: (MLA 204).**

**[\\*https://owl.english.purdue.edu/owl/resource/747/02/](https://owl.english.purdue.edu/owl/resource/747/02/)\***



# WORKS CITED

The basic form for a book citation is:

**Last Name, First Name. Title of Book. Publisher, Publication Date.**

**Database:**

**Author. Title. Title of the container. Other contributors, Version, Number, Publisher's name, Date of publication, Location.**



# DO NOT FORGET

1. **CITATIONS ARE USUALLY AVAILABLE FROM THE DATABASE!**
2. **ALWAYS REMEMBER TO E-MAIL YOURSELF ARTICLES WHEN YOU FIND THEM SO YOU CAN GO BACK**
3. **USE SEARCH KEYWORDS TO FIND BETTER RESULTS**
4. **GET DATABASE PASSWORDS!**
5. **PURDUE OWL IS A GOOD MLA GUIDE**
6. **YOU CAN USE YOUR ACTIVITY PERIOD TO DO THIS!**

